

Table of Contents

Target Words

UNIT 1	cry, drive, funny, hope, laugh, nice, smile, strong, student, young; big, boy, child, have, loud, story, swim, today, watch, worry	6
UNIT 2	able, alone, animal, become, call, catch, country, monkey, thin, word; baby, clean, eat, enjoy, family, fruit, jump, kind, man, parent	12
UNIT 3	address, afternoon, come, home, letter, lunch, make, need, people, start; cook, day, drink, front, great, play, see, send, small, time	18
UNIT 4	again, bad, buy, end, find, friend, say, speak, sweet, true; answer, learn, like, long, minute, sing, sit, star, think, town	24
UNIT 5	breakfast, carry, cheap, count, cut, early, finish, flower, food, vegetable; begin, excuse, heavy, market, meat, money, put, station, visit, yesterday	30
UNIT 6	cold, dark, dinner, dish, evening, sick, snowy, sugar, tea, world; hard, late, life, look, love, night, same, sleep, water, weak	36
UNIT 7	fine, give, help, hour, meet, page, pay, rain, sell, tree; chair, hear, number, park, poor, ready, ride, table, work, write	42
UNIT 8	door, easy, grow, hate, morning, music, o'clock, ring, stop, study; mirror, nurse, pocket, pretty, problem, pull, sad, try, want, wrong	48
UNIT 9	high, keep, know, let, move, pass, point, push, quick, together; fall, lady, rest, run, season, short, sky, stand, tall, wear	54
UNIT 10	bottle, change, cool, cover, dry, egg, expensive, fast, fish, knife; full, garden, hot, ill, kitchen, light, milk, potato, warm, wash	60
UNIT 11	beautiful, bicycle, city, east, far, map, open, road, shoe, side; air, fly, half, left, little, new, shop, show, use, wait	66
UNIT 12	ask, break, desk, seat, stairs, stay, talk, understand, walk, year; act, bring, glad, lesson, listen, pencil, question, right, teach, way	72

APPENDIX ▶ 78

INDEX ▶ 84

How to Use This Book

1000 Basic English Words is a four-book series designed to introduce basic English words to EFL learners and to reinforce the students' learning through the systematic repetition of each of these words. The 240 words presented in each level, combined with the additional target words featured in the appendices included in each book, provide learners with over 1,000 practical, high-frequency English words. The words introduced in the series are commonly used in both spoken and written English. While the series focuses mainly on reading and writing skills, the listening tracks provide opportunities for listening practice as well.

1. Part A Word List and Practice

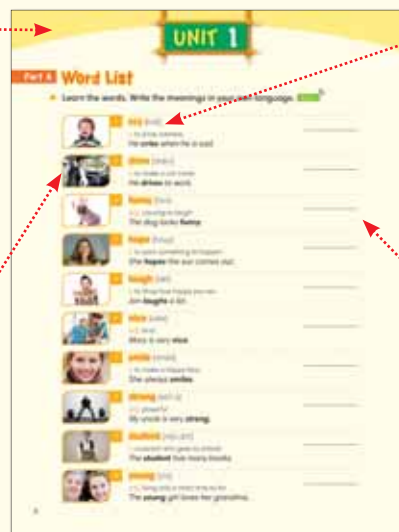
Word List

- The first ten target words are presented in a list.
- Clear and concise definitions and simple sample sentences demonstrate usage and provide context.

- Full-color images illustrate each target word and provide visual assistance in comprehension.

Exercises 1 and 2

- In Exercise 1, students check their understanding of words by matching synonyms or antonyms.
- In Exercise 2, students check their knowledge of the target words by matching them with the correct definitions.



Phonetic symbols aid students with pronunciation, while parts of speech aid students with proper usage.

Space is provided so that students can write the meanings of the target words in their native language. This student-friendly feature allows students to personalize their learning.



2. Part B Word List and Practice




Word List

- The second ten target words are presented in a list.
- Clear and concise definitions and simple sample sentences demonstrate usage and provide context.


Exercises 1 and 2

- In Exercise 1, students practice using the words in context in a gap-fill activity.
- In Exercise 2, a fun crossword puzzle tests students' knowledge and understanding of the unit's target words.



3. Reading and Writing Practice

Alternating activities in odd and even units add variety to the practice activities.



Reading Practice


- Readings introduce a variety of fiction and nonfiction topics and provide further examples of the target words in context.

Post-Reading

- Reading comprehension questions test students' reading skills and understanding of the topics.

Writing Practice


- The Writing Practice section provides further practice of the target words in activities based on the content of the reading passage.



UNIT 1

Part A

Word List

◆ Learn the words. Write the meanings in your own language.  Track 1



1

cry [kráí]

v. to show sadness

He **cries** when he is sad.



2

drive [dráiv]

v. to make a car move

He **drives** to work.



3

funny [fáni]

adj. causing to laugh

The dog looks **funny**.



4

hope [hóup]

v. to want something to happen

She **hopes** the sun comes out.



5

laugh [láf]

v. to show how happy you are

Jan **laughs** a lot.



6

nice [náis]

adj. kind

Mary is very **nice**.



7

smile [smáil]

v. to make a happy face

She **always smiles**.



8

strong [stró:ŋ]

adj. powerful

My uncle is very **strong**.



9

student [stjú:dnt]

n. a person who goes to school

The **student** has many books.



10

young [jʌŋ]

adj. living only a short time so far

The **young** girl loves her grandma.

Exercise 1


◆ Look at the word. Circle the word or phrase with the SAME meaning.

1. student	2. strong	3. nice	4. drive	5. young
learner	not weak	old	sing	old
table	young	strong	move	funny
pen	not nice	tall	sleep	new
game	not funny	friendly	cry	nice

Exercise 2

◆ Match the words with the correct definitions.

- | | |
|------------|---|
| 1. funny • | • a. to wish for something to be true |
| 2. cry • | • b. making us smile and laugh |
| 3. hope • | • c. to show that something is funny |
| 4. laugh • | • d. to make the sides of the mouth go up |
| 5. smile • | • e. to make a sad sound |

◆ Learn the words. Write the meanings in your own language. Track 2 



11

big [bíg]*adj.* large*The red apple is **big**.*



12

boy [bói]*n.* a young male*The **boy** is ten years old.*



13

child [tʃáild] (plural: children)*n.* a young boy or girl*The **child** plays in the sand.*



14

have [háev]*v.* to own something*She **has** a cat.*



15

loud [láud]*adj.* making a lot of sound*The music is too **loud**.*



16

story [stó:ri]*n.* the events in a book*We read a **story** at bedtime.*



17

swim [swím]*v.* to move through water using the arms and legs*He can **swim**.*



18

today [tədəi]*adv.* on this day*What day is it **today**?*



19

watch [wátʃ]*v.* to look at something*They **watch** a movie.*



20

worry [wári]*v.* to feel troubled about something*She always **worries** before a test.*

Exercise 1

◆ Complete the sentences with the correct words from the box.

boy have today swim story

1. The teacher reads a _____ to the class.
2. We _____ a blue car.
3. The _____ is very strong.
4. It is my birthday _____.
5. I like to _____ in the lake.

Exercise 2

◆ Use the hints and the words in the box to complete the puzzle.

child big worry loud watch

A C R O S S

1. I ____ the child swim.

3. huge

5. not quiet

D O W N

2. a kid

4. Do not _____. It is OK.

1			2	
		3		
	4			
5				

Reading Practice

A. Read the passage. Track 3

First Day of School

Sam **watches** the **big** yellow bus. It stops, and the bus driver opens the door. He **smiles** and says, "Good morning!" Sam gets on the bus. It is very **loud** on the bus. The **children** talk and **laugh**. They are happy to see their friends. Sam sits next to a **young student**. He looks

5 like a **nice boy**. Sam looks at his mother and little sister, Jill. Jill makes a **funny** face, and Sam laughs. His mother **cries**. Jill hugs her and says, "Don't **worry**, Mom." Jill **hopes** school is fun for Sam **today**.



B. Circle **T** for true or **F** for false.

1. The children on the bus are loud. T F
2. Sam's mother laughs. T F

C. Choose the correct answers.

1. Who does Sam sit next to?
a. A young boy b. A strong girl
2. Why does Sam laugh?
a. Jill tells a funny story. b. Jill makes a funny face.

Writing Practice

A. Change the bold words. Write true sentences about the reading.

1. A **small** yellow bus stops in front of Sam.

2. It is **nice** on the bus.

3. The young student looks like **a strong** boy.

4. "Don't **smile**," Jill says to her mom.

5. Jill hopes school is fun for Sam **tomorrow**.

B. Fill in the blanks to complete the summary of the reading. Use the words in the box.

cries

hopes

today

young

It is Sam's first day of school _____. He gets on the bus. He sits next to a _____ boy. Sam laughs, but his mother _____. Jill _____ school is fun.