

Magic 3 Speaking

Features



1 Lots of Fun

The characters from the original comic series make learning fun. Children will be motivated to learn English.



2 4-Step Speaking Practice

With the 4-step speaking practice, children will be ready for "Real Speaking."



3 Essential Words and Patterns

Key Words, Key Patterns, and Useful Expressions are selected from elementary English curriculum so children can master elementary level speaking.

4 Easy-to-Follow Lessons

With clear targets, easy-to-follow structures, and systematic repetition, children can learn by themselves with minimal guidance from their teachers and parents.

5 Interesting Comic Stories

Real-life dialogues and fun stories help children understand how Key Words and Patterns are used in real life and help them improve their speaking skills naturally.



4-Step Speaking Practice

Step 1. Listen and Learn



Look at the picture and listen. Understand the meaning from the context.

Step 2. Listen and Say



Listen and repeat several times. You will speak naturally using repetition.

Step 3. Practice Speaking



Practice speaking by using Key Patterns and Expressions. Consolidate by writing.

Step 4. Role Play



Become one of the characters and role play. Have fun speaking with your friends and family members.

Review



Read the comic aloud. While reading, you will review the patterns and expressions you learned. Enjoy reading the comic in English!

Structure

You can finish *Magic Speaking Book 3* in 40 days if you study one lesson a day. There are 40 lessons in total.

Key pattern

In 4-Step Speaking Practice, Key Patterns are presented in a question-answer format so that children get used to the flow of a natural conversation.

STEP 1 Listen and Learn

Key Pattern 1 **They can play soccer.**

Listen and Learn

1 Listen and repeat.

What can they do?
They can play **soccer**.
What can she do?
She can play **the flute**.

2 Listen and repeat the dialogue.

What can she do? She can play the flute.
What can they do? They can play soccer.
Watch out!

Listen to the Key Pattern and understand it within the context.

STEP 2 Listen and Say

Listen and Say

1 Listen and repeat. Listen again and write.

He can play **the flute**.

1 the flute 2 the piano 7 He can play _____
3 the violin 4 baseball 8 She can play _____
5 basketball 6 soccer 9 They can play _____
10 They can play _____

11 Ask and answer. Use the words from above.

What can she do? She can play the piano.

Learn the Key Words and practice with the Key Pattern in a Q&A format.

STEP 3 Practice Speaking

Practice Speaking

1 Say and match.

1 2 3 4

1 They can play soccer.
2 He can play the flute.
3 She can play the piano.
4 They can play basketball.

2 Say and write.

1 What can _____?
2 She can play _____.
3 What _____?
4 He can _____.

Practice the Key Pattern and consolidate it through reading and writing activities.

STEP 4 Role Play

Role Play

1 Choose and write.

They can play the violin. What can she do? What can they do? He can play the flute.

What can he do?
She can play the piano.
What can they do?
What can she do?

Role play using the Key Words and Patterns and enjoy the comic story.



Useful Expression

Learn Useful Expressions needed for daily conversation to improve speaking ability and to build confidence.

STEP 1 Listen and Learn

Useful Expression **Don't worry. I'll show you.**

Listen and Learn

1 Listen and repeat. **Can you snowboard?**
No, I can't.
Don't worry. I'll show you.
Thank you.

2 Listen and repeat the dialogue.

Can you snowboard?
No, I can't.
Don't worry. I'll show you.
Thank you.
Oh no!
Way to go, Ace!

can't = cannot Don't = Do not I'll = I will

Listen to the Useful Expression and understand it within the context.

STEP 2 Listen and Say & Practice Speaking

Listen and Say

1 Listen and repeat the expression. **Can you skateboard?**

skateboard snowboard in-line skate hula hoop

2 Ask and answer. Use the words from above.

Can you in-line skate?
No, I can't.
Don't worry. I'll show you.
Thank you.

Practice Speaking

3 Fill in the blanks. Then practice with a friend.

Thank you
show you

A: Can you _____ ?
B: No, I can't.
Don't worry. I'll show you.

Repeat the expression and use it naturally.

Review

Review and recycle the words, patterns, and expressions while reading an interesting comic.

Review What Can Jack Do?

Can he skateboard?
Yes, he can.

Can Jack skateboard?
No, he can't.

I can't skateboard.

Don't worry. I'll show you.

Look! They can skateboard.

Thanks.

Can he do a cartwheel?
Yes, he can.

Can Jack do a cartwheel?
No, he can't.

I can't do a cartwheel.

Don't worry. I'll show you.

Thanks.

Look! They can do a cartwheel.

Can Jack play soccer?
Yes, he can.

Can he play soccer?
No, he can't.

I can't play soccer.

Don't worry. I'll show you.

Thanks.



Contents



Unit 1

Don't worry.
I'll show you.

Lesson 1	Key Pattern ①	They can play soccer.	10
Lesson 2	Key Pattern ②	Can she do a cartwheel?	14
Lesson 3	Useful Expression	Don't worry. I'll show you.	18
Lesson 4	Review	What Can Jack Do?	20

Unit 2

What's for
lunch today?

Lesson 1	Key Pattern ①	She wants spaghetti.	24
Lesson 2	Key Pattern ②	Does he want milk?	28
Lesson 3	Useful Expression	What's for lunch today?	32
Lesson 4	Review	Do You Want Pizza?	34

Unit 3

Can I play too?

Lesson 1	Key Pattern ①	There is a hospital.	38
Lesson 2	Key Pattern ②	Where is the bus stop?	42
Lesson 3	Useful Expression	Can I play too?	46
Lesson 4	Review	Where Are They Going?	48

Unit 4


It's eleven
fifty-seven.

Lesson 1	Key Pattern ①	He gets up late.	52
Lesson 2	Key Pattern ②	Do they go to sleep at night?	56
Lesson 3	Useful Expression	It's eleven fifty-seven.	60
Lesson 4	Review	What Does Tornado Do?	62

Unit 5

Look over there!

Lesson 1	Key Pattern ①	He's an artist.	66
Lesson 2	Key Pattern ②	What do vets do?	70
Lesson 3	Useful Expression	Look over there!	74
Lesson 4	Review	What Do Shadow Men Do?	76



Unit 6

Can you play after school?

Lesson 1	Key Pattern ①	She has art and music.	80
Lesson 2	Key Pattern ②	Do they have taekwondo class?	84
Lesson 3	Useful Expression	Can you play after school?	88
Lesson 4	Review	Olivia's Date	90

Unit 7

I'm bored.

Lesson 1	Key Pattern ①	They like reading comics.	94
Lesson 2	Key Pattern ②	Does he like talking on the phone?	98
Lesson 3	Useful Expression	I'm bored.	102
Lesson 4	Review	Tornado Trouble	104

Unit 8

I'd like a ticket, please.

Lesson 1	Key Pattern ①	The movie was funny.	108
Lesson 2	Key Pattern ②	Was he at the amusement park yesterday?	112
Lesson 3	Useful Expression	I'd like a ticket, please.	116
Lesson 4	Review	Jack at the Amusement Park	118

Unit 9

Look under the bed.

Lesson 1	Key Pattern ①	They listened to music.	122
Lesson 2	Key Pattern ②	Did he eat breakfast?	126
Lesson 3	Useful Expression	Look under the bed.	130
Lesson 4	Review	Jack's Homework	132

Unit 10

Let's hurry!

Lesson 1	Key Pattern ①	They'll build a sandcastle.	136
Lesson 2	Key Pattern ②	Will they go sledding?	140
Lesson 3	Useful Expression	Let's hurry!	144
Lesson 4	Review	At the Circus	146

Characters



Jack

Jack is a clever but timid boy who becomes brave after the adventure in Magic Land.



Olivia

Olivia is a princess of Magic Land. She must find crystals to save Magic Land from Dark the Wizard.



Bella

Bella is Jack's lovely sister who always worries about Jack. She is brave but sometimes reckless.



Ace

Ace seems to be Jack's greedy dog. But he is actually Olivia's magic teacher.



Kahn

Kahn is a descendant of the Wizard of Wind. He helps Olivia and her friends on their adventures.



Dark

Dark is a bad wizard who collects crystals to control Magic Land.



Tornado

Tornado uses whirlwinds to damage Stone Village, and wind guns to scare the residents.



The Shadow Men

The Shadow Men are afraid of light and move around in packs. They are followers of Dark.



The Stone Villagers

They are the residents of Stone Village. Their homes were damaged by Tornado.



Unit 1

Don't worry.
I'll show you.

Lesson 1

Key Pattern ①

They can play soccer.

Lesson 2

Key Pattern ②

Can she do a cartwheel?

Lesson 3

Useful Expression

Don't worry. I'll show you.

Lesson 4

Review

What Can Jack Do?

Key Pattern 1

They can play soccer.

Listen and Learn

A Listen and repeat. 

What can they do?
They can play **soccer**.
What can she do?
She can play **the flute**.


B Listen and repeat the dialogue. 



Listen and Say

A Listen and repeat. Listen again and write. 

He can play **the flute**.




1 He can play _____.

2 She can play _____.




3 He can play _____.

4 They can play _____.



5 They can play _____.

6 They can play _____.

B Ask and answer. Use the words from above. 



What can she do?



She can play the piano.



We use <play> for both musical instruments and sports.
We use <the> for musical instruments like in <play the piano>, but not for sports.

Practice Speaking

A Say and match.

1



2



3



4



a They can play soccer.

b He can play the flute.

c She can play the piano.

d They can play basketball.

B Say and write.



1 What can _____ ?

2 She can play _____ .



3 What _____ ?


4 He can _____ .



5 _____ ?

6 They _____ .

Role Play

A Choose and write.  **6**

- They can play the violin.
- What can she do?
- What can they do?
- He can play the flute.



Panel 1: A girl in a blue dress stands on stage next to a piano. A speech bubble from the boy in the audience says: **What can she do?**

Panel 2: The girl is playing the piano. A boy in a suit stands on stage with a flute. A speech bubble from the girl in the audience says: **What can he do?**

Panel 3: The girl plays piano, the boy plays flute, and another boy plays violin. A speech bubble from the boy in the audience says: **What can they do?**

Panel 4: The girl plays piano, the boy plays flute, another boy plays violin, and a girl in a pink dress stands on stage. A speech bubble from the girl in the audience says: **What can she do?**

Panel 5: The girl in the pink dress is singing into a microphone. A speech bubble from the witch in the audience says: **She can sing.**

Panel 6: All performers are on stage playing their instruments. A speech bubble from the witch in the audience says: **They can make music.**

Key Pattern 2



Can she do a cartwheel?

Listen and Learn

A Listen and repeat. [Track 7](#)

Can she **do a cartwheel**?

Yes, she can.

Can they **do a cartwheel**?

No, they can't.

can't = cannot

B Listen and repeat the dialogue. [Track 8](#)

Can she do a cartwheel?



Yes, she can.



Can they do a cartwheel?



No, they can't.



Listen and Say

A Listen and repeat. Listen again and write. Track 9

Can she climb a tree?



1
 climb a tree do a cartwheel

1 Can she _____?

2 Can she _____?

3
 drive a car fly a kite

3 Can he _____?

4 Can he _____?

5
 jump rope ride a bike

5 Can they _____?

6 Can they _____?

B Ask and answer. Use the words from above. Track 10



Can he drive a car?

No, he can't.



Can they jump rope?

Yes, they can.



Practice Speaking

A Say and match.


1



2



3



4



a He can drive a car.

b They can jump rope.

c She can do a cartwheel.

d She can ride a bike.

B Say and write.



1 Can they _____?

2 Yes, _____.



3 Can she _____?

4 No, _____.



5 Can he _____?

6 _____.

Role Play

A Choose and write.  **11**

- Can he ride a bike?
- Yes, they can.
- No, she can't.
- Can they jump rope?



Useful Expression

Don't worry. I'll show you.

Listen and Learn

A Listen and repeat.  12

Can you **snowboard**?

No, I can't.

Don't worry. I'll show you.

Thank you.

can't = cannot Don't = Do not I'll = I will

B Listen and repeat the dialogue.  13



Listen and Say

A Listen and repeat the expression.  14

Can you **skateboard**?

1



skateboard

2



snowboard

3



in-line skate

4



hula hoop

B Ask and answer. Use the words from above.  15



Can you in-line skate?



Don't worry. I'll show you.

No, I can't.

Thank you.



Practice Speaking

★ Fill in the blanks. Then practice with your friend.

Thank you
show you
I can't
hula hoop
worry

A: Can you _____?

B: No, _____.

A: Don't _____. I'll _____.

B: _____.

Review What Can Jack Do?





Can Jack play soccer?

Yes, he can.

Can he play soccer?

No, he can't.

I can't play soccer.

Don't worry. I'll show you.

Thanks.