

Magic 2 Speaking

Features



1 Lots of Fun

The characters from the original comic series make learning fun. Children will be motivated to learn English.



2 4-Step Speaking Practice

With the 4-step speaking practice, children will be ready for "Real Speaking."



3 Essential Words and Patterns

Key Words, Key Patterns, and Useful Expressions are selected from elementary English curriculum so children can master elementary level speaking.

4 Easy-to-Follow Lessons

With clear targets, easy-to-follow structures, and systematic repetition, children can learn by themselves with minimal guidance from their teachers and parents.

5 Interesting Comic Stories

Real-life dialogues and fun stories help children understand how Key Words and Patterns are used in real life and help them improve their speaking skills naturally.



4-Step Speaking Practice

Step 1. Listen and Learn



Look at the picture and listen. Understand the meaning from the context.

Step 2. Listen and Say



Listen and repeat several times. You will speak naturally using repetition.

Step 3. Practice Speaking



Practice speaking by using Key Patterns and Expressions. Consolidate by writing.

Step 4. Role Play



Become one of the characters and role play. Have fun speaking with your friends and family members.

Review



Read the comic aloud. While reading, you will review the patterns and expressions you learned. Enjoy reading the comic in English!

Structure

You can finish *Magic Speaking Book 2* in 40 days if you study one lesson a day. There are 40 lessons in total.

Key pattern

In 4-Step Speaking Practice, Key Patterns are presented in a question-answer format so that children get used to the flow of a natural conversation.

STEP 1 Listen and Learn

Key Pattern 1 **It's an old lion.**

Listen and Learn

1 Listen and repeat.

What's that?
It's an old lion.

2 Listen and repeat the dialogue.

Look at the lions!

What's that?

It's an old lion.

Listen to the Key Pattern and understand it within the context.

STEP 2 Listen and Say

Listen and Say

1 Listen and repeat. Listen again and write.

1 It's a young lion.

2 It's _____

3 It's _____

4 It's _____

5 It's _____

6 It's _____

2 Ask and answer. Use the words from above.

What's that?

Learn the Key Words and practice with the Key Pattern in a Q&A format.

STEP 3 Practice Speaking

Practice Speaking

1 Say and match.

1 It's a big bear.

2 It's a long snake.

3 It's a short snake.

4 It's a young lion.

2 Say and write.

1 It's a _____

2 _____

3 It's an _____

4 _____

Practice the Key Pattern and consolidate it through reading and writing activities.

STEP 4 Role Play

Role Play

1 Choose and write.

- What is it? - It's a short lion. - It's a big bear!

What is it?

It's a long _____

No, it isn't. It's a small bear.

What is it?

Role play using the Key Words and Patterns and enjoy the comic story.



Useful Expression

Learn Useful Expressions needed for daily conversation to improve speaking ability and to build confidence.

STEP 1 Listen and Learn

Useful Expression **Where are you?**

Listen and Learn

Listen and repeat.

Where are you?
I'm at home.
I'm at the zoo.

Listen and repeat the dialogue.

Hi, Joey! Where are you?
I'm at home.
Hi, Olivia! Where are you?
I'm at the zoo.

Listen to the Useful Expression and understand it within the context.

STEP 2 Listen and Say & Practice Speaking

Listen and Say

Listen and repeat the expression.

I'm at home. I'm at the lake.
I'm at school. I'm at the zoo.

Ask and answer. Use the words from above.

Where are you?
I'm at the lake.

Practice Speaking

Fill in the blanks. Then practice with a friend.

A: Where _____ ?
B: I'm at _____ .

Repeat the expression and use it naturally.

Review

Review and recycle the words, patterns, and expressions while reading an interesting comic.

Review **How Is It at the Zoo?**

Hi, Olivia. How are you?
Hi, Jack. Where are you?
I'm fine. Thank you. Where are you?
I'm at the zoo. I'm at home.

What is that? How is it?
It's a long snake. It's hot.

What is that? It's a little bear.
How is it? It's happy.

Yes. It's the mommy bear. How is she?
Look! It's a big bear. She's tired.

What is that? How is it? It's hungry!
It's an old lion. I'm hungry too.

What is that? It's a big sandwich.



Contents



Unit 1

Where are you?

Lesson 1	Key Pattern ①	It's an old lion.	10
Lesson 2	Key Pattern ②	How is she?	14
Lesson 3	Useful Expression	Where are you?	18
Lesson 4	Review	How Is It at the Zoo?	20

Unit 2

How's the weather today?

Lesson 1	Key Pattern ①	There's a slide.	24
Lesson 2	Key Pattern ②	Is there a restroom?	28
Lesson 3	Useful Expression	How's the weather today?	32
Lesson 4	Review	Olivia's Weather Magic	34

Unit 3

What day is it today?

Lesson 1	Key Pattern ①	The cat is in the box.	38
Lesson 2	Key Pattern ②	My mom is pretty.	42
Lesson 3	Useful Expression	What day is it today?	46
Lesson 4	Review	Is It Friday?	48

Unit 4


Where are you from?

Lesson 1	Key Pattern ①	He likes seals.	52
Lesson 2	Key Pattern ②	Does he like swimming?	56
Lesson 3	Useful Expression	Where are you from?	60
Lesson 4	Review	Bella and the Sea Animals	62

Unit 5

How many marbles do you have?

Lesson 1	Key Pattern ①	I have a wallet.	66
Lesson 2	Key Pattern ②	Do you have a jump rope?	70
Lesson 3	Useful Expression	How many marbles do you have?	74
Lesson 4	Review	Sweet's Toys	76



Unit 6

No, thank you.

Lesson 1	Key Pattern ①	She has a paintbrush.	80
Lesson 2	Key Pattern ②	Does he have a flashlight?	84
Lesson 3	Useful Expression	No, thank you.	88
Lesson 4	Review	Cake for Jack	90

Unit 7

This is mine.

Lesson 1	Key Pattern ①	It's Joey's dog.	94
Lesson 2	Key Pattern ②	It has a big mouth.	98
Lesson 3	Useful Expression	This is mine.	102
Lesson 4	Review	Whose Pet?	104

Unit 8

Can I have some water?

Lesson 1	Key Pattern ①	He's talking.	108
Lesson 2	Key Pattern ②	Are they sleeping?	112
Lesson 3	Useful Expression	Can I have some water?	116
Lesson 4	Review	Sweet's Students	118

Unit 9

How do I look?

Lesson 1	Key Pattern ①	She's wearing a dress.	122
Lesson 2	Key Pattern ②	Are they wearing boots?	126
Lesson 3	Useful Expression	How do I look?	130
Lesson 4	Review	Jack and Olivia's Dance	132

Unit 10

I'm sorry I'm late.


Lesson 1	Key Pattern ①	She's at home.	136
Lesson 2	Key Pattern ②	Where is he going?	140
Lesson 3	Useful Expression	I'm sorry I'm late.	144
Lesson 4	Review	Jack Is Late!	146

Characters



Jack

Jack is a clever but timid boy who becomes brave after the adventure in Magic Land.



Olivia

Olivia is a princess of Magic Land. She must find crystals to save Magic Land from Dark the Wizard.



Bella

Bella is Jack's lovely sister who always worries about Jack. She is brave but sometimes reckless.



Ace

Ace seems to be Jack's greedy dog. But he is actually Olivia's magic teacher.




Kahn

Kahn is a descendant of the Wizard of Wind. He helps Olivia and her friends on their adventures.



Dark

Dark is a bad wizard who collects crystals to control Magic Land.



Sweet

Sweet manipulates the people of Fruit Village with sweet snacks. He forces them to find crystals for him.



The Shadow Men

The Shadow Men are afraid of light and move around in packs. They are followers of Dark.



The Fruit Villagers

The Fruit Villagers are lazy and easily manipulated by Sweet's sugary snacks.



Unit 1

Where are you?

Lesson 1

Key Pattern ①

It's an old lion.

Lesson 2

Key Pattern ②

How is she?

Lesson 3

Useful Expression

Where are you?

Lesson 4

Review

How Is It at the Zoo?



Key Pattern 1

It's an old lion.

Listen and Learn

A Listen and repeat.  Track 2

What's that?
It's **an old lion**.

What's = What is It's = It is

B Listen and repeat the dialogue.  Track 3



Listen and Say

A Listen and repeat. Listen again and write. 

1



a young lion

2



an old lion

It's a young lion.



1 It's _____.

2 It's _____.

3 It's _____.

4 It's _____.

5 It's _____.

6 It's _____.

3



a big bear

4



a small bear

5




a long snake

6



a short snake

B Ask and answer. Use the words from above. 



What's that?



It's a big bear.



Tip!

<big> in <a big bear> is an adjective that describes the noun <bear>. It's not just a "bear." It's a bear with more details to describe how it looks.

Practice Speaking

A Say and match.

1



2



3



4



a It's a big bear.

b It's a long snake.

c It's a short snake.


d It's a young lion.

B Say and write.



1 It's a _____.

2 _____.



3 It's an _____.

4 _____.



5 _____.

6 _____.

Role Play

A Choose and write.  6

• What is it?

• It's a short lion.

• It's a big bear!





Key Pattern 2

How is she?

Listen and Learn

A Listen and repeat. [Track 7](#)

How is she?
She's **hungry**.
How are they?
They're **hungry**.

She's = She is They're = They are

B Listen and repeat the dialogue. [Track 8](#)



Listen and Say

A Listen and repeat. Listen again and write. 

1 
happy

2 
sad

3 
hot

4 
cold

5 
hungry

6 
tired

She's **happy**.



1 She's _____.


2 She's _____.

3 He's _____.

4 He's _____.

5 They're _____.

6 They're _____.

B Ask and answer. Use the words from above. 

 How is she?

 She's sad.



⟨sad⟩ in ⟨She's sad.⟩ is an adjective that describes how the subject ⟨She⟩ feels.

Practice Speaking

A Say and match.

1



2



3



4



a They're tired.

b They're hungry.

c She's sad.

d He's hot.

B Say and write.



1 _____ is she?

2 She's _____.



3 How _____?

4 He's _____.



5 _____?

6 _____.

Role Play

A Choose and write.  11

- How is he?
- She's hungry.
- I'm tired.
- They're sad.





Useful Expression

Where are you?

Listen and Learn

A Listen and repeat. Track 12

Where are you?

I'm **at home**.

I'm **at the zoo**.

I'm = I am

B Listen and repeat the dialogue. Track 13



Hi, Joey!



Hi, Olivia!



Where are you?

I'm at home.



Where are you?


I'm at the zoo.

Listen and Say

A Listen and repeat the expression.  14



B Ask and answer. Use the words from above.  15



Practice Speaking

★ Fill in the blanks. Then practice with your friend.

the lake
at home
are you
Where are you

A: Where _____?

B: I'm at _____.
_____?

A: I'm _____.



We use <the> in <at the lake> and <at the zoo>, but we don't use <the> in <at home> and <at school>.

Review How Is It at the Zoo?


Track 16






What is that?

It's a long snake.



How is it?

It's hot.



What is that?

It's a little bear.

How is it?

It's happy.



Yes. It's the mommy bear.

Look! It's a big bear.

How is she?

She's tired.

