

Magic 1 Speaking

Features



1 Lots of Fun

The characters from the original comic series make learning fun. Children will be motivated to learn English.



2 4-Step Speaking Practice

With the 4-step speaking practice, children will be ready for "Real Speaking."



3 Essential Words and Patterns

Key Words, Key Patterns, and Useful Expressions are selected from elementary English curriculum so children can master elementary level speaking.

4 Easy-to-Follow Lessons

With clear targets, easy-to-follow structures, and systematic repetition, children can learn by themselves with minimal guidance from their teachers and parents.

5 Interesting Comic Stories

Real-life dialogues and fun stories help children understand how Key Words and Patterns are used in real life and help them improve their speaking skills naturally.



4-Step Speaking Practice

Step 1. Listen and Learn



Look at the picture and listen. Understand the meaning from the context.

Step 2. Listen and Say



Listen and repeat several times. You will speak naturally using repetition.

Step 3. Practice Speaking



Practice speaking by using Key Patterns and Expressions. Consolidate by writing.

Step 4. Role Play



Become one of the characters and role play. Have fun speaking with your friends and family members.

Review



Read the comic aloud. While reading, you will review the patterns and expressions you learned. Enjoy reading the comic in English!

Structure

You can finish *Magic Speaking Book 1* in 40 days if you study one lesson a day. There are 40 lessons in total.

Key Pattern

In 4-Step Speaking Practice, Key Patterns are presented in a question-answer format so that children get used to the flow of a natural conversation.

STEP 1 Listen and Learn

Key Pattern 1 **It's a book.**

Listen and Learn

1 Listen and repeat.

What is it?
It's a book.

2 Listen and repeat the dialogue.

Listen to the Key Pattern and understand it within the context.

STEP 2 Listen and Say

Listen and Say

1 Listen and repeat. Listen again and write.

It's a book.

1 It's a _____.

2 It's a _____.

3 It's a _____.

4 It's a _____.

5 It's a _____.

6 It's a _____.

2 Ask and answer. Use the words from above.

What is it?
It's a bag.

Learn the Key Words and practice with the Key Pattern in a Q&A format.

STEP 3 Practice Speaking

Practice Speaking

1 Say and match.

1 It's a cup.

2 It's a pen.

3 It's a book.

4 It's a toy.

2 Say and write.

1 What is _____ it? _____

2 It's a _____.

3 _____ is it? _____

4 It's _____.

Practice the Key Pattern and consolidate it through reading and writing activities.

STEP 4 Role Play

Role Play

1 Choose and write.

- What is it? - It's a bag. - It's a toy. - It's a pen.

Role play using the Key Words and Patterns and enjoy the comic story.

Useful Expression

Learn Useful Expressions needed for daily conversation to improve speaking ability and to build confidence.

STEP 1 Listen and Learn

Useful Expression **Nice to meet you.**

Listen and Learn

1 Listen and repeat.

Hello. / Hi.
I'm **Bella**.
Nice to meet you.
Nice to meet you too.

2 Listen and repeat the dialogue.

I'm Bella.
I am Khan.
Nice to meet you.

Listen to the Useful Expression and understand it within the context.

STEP 2 Listen and Say & Practice Speaking

Listen and Say

1 Listen and repeat the expression.

Hi, I'm Brad.
Nice to meet you.
Hello, I am Dale.
Nice to meet you.
I'm Steve.
Nice to meet you.

Practice Speaking

2 Fill in the blanks. Then practice with your friend.

meet you
Nice to meet you
Hi

A: _____
I'm _____ (your name).
Nice to _____
_____ too.

Repeat the expression and use it naturally.

Review

Review and recycle the words, patterns, and expressions while reading an interesting comic.

Review Jack's New Friend

Hi, Jack!

Hi, Olivia!

What is it?

It's a computer.


Hi, I'm Olivia.
Nice to meet you.

Hello.
Nice to meet you too.

Is it a toy?
Yes, it is.

Hello, I'm Jack.
Nice to meet you.

Hi! I'm Mistryoshka.
Nice to meet you too.



Contents



Unit 1

Nice to meet you.

Lesson 1	Key Pattern ①	It's a book.	10
Lesson 2	Key Pattern ②	Is it a desk?	14
Lesson 3	Useful Expression	Nice to meet you.	18
Lesson 4	Review	Jack's New Friend	20

Unit 2

What's your name?

Lesson 1	Key Pattern ①	This is a dog.	24
Lesson 2	Key Pattern ②	Is this a lion?	28
Lesson 3	Useful Expression	What's your name?	32
Lesson 4	Review	Pete's Pet	34

Unit 3

Good morning!

Lesson 1	Key Pattern ①	That is a river.	38
Lesson 2	Key Pattern ②	Is that a flower?	42
Lesson 3	Useful Expression	Good morning!	46
Lesson 4	Review	Moon Friends	48

Unit 4


How are you?

Lesson 1	Key Pattern ①	They're books.	52
Lesson 2	Key Pattern ②	Are they tables?	56
Lesson 3	Useful Expression	How are you?	60
Lesson 4	Review	How Is Jack?	62

Unit 5

This is for you.

Lesson 1	Key Pattern ①	These are robots.	66
Lesson 2	Key Pattern ②	Are these erasers?	70
Lesson 3	Useful Expression	This is for you.	74
Lesson 4	Review	Olivia's Toy Box	76



Unit 6

I'm sorry.

Lesson 1	Key Pattern ①	Those are cats.	80
Lesson 2	Key Pattern ②	Are those lions?	84
Lesson 3	Useful Expression	I'm sorry.	88
Lesson 4	Review	Animal Party	90

Unit 7

What's your favorite color?

Lesson 1	Key Pattern ①	What color is your bag?	94
Lesson 2	Key Pattern ②	Is your kite orange?	98
Lesson 3	Useful Expression	What's your favorite color?	102
Lesson 4	Review	Pet Fair	104

Unit 8

Happy birthday!

Lesson 1	Key Pattern ①	What shape is it?	108
Lesson 2	Key Pattern ②	There are seven stars.	112
Lesson 3	Useful Expression	Happy birthday!	116
Lesson 4	Review	Five Star Party	118

Unit 9

What time is it?

Lesson 1	Key Pattern ①	She's my mom.	122
Lesson 2	Key Pattern ②	Is he a teacher?	126
Lesson 3	Useful Expression	What time is it?	130
Lesson 4	Review	Jack's Lunch	132

Unit 10

Would you like a carrot?

Lesson 1	Key Pattern ①	I like salad.	136
Lesson 2	Key Pattern ②	Do you like apples?	140
Lesson 3	Useful Expression	Would you like a carrot?	144
Lesson 4	Review	Olivia's Pizza	146

Characters



Jack

Jack is a clever but timid boy who becomes brave after the adventure in Magic Land.



Olivia

Olivia is a princess of Magic Land. She must find crystals to save Magic Land from Dark the Wizard.



Bella

Bella is Jack's lovely sister who always worries about Jack. She is brave but sometimes reckless.



Ace

Ace seems to be Jack's greedy dog. But he is actually Olivia's magic teacher.



Kahn

Kahn is a descendant of the Wizard of Wind. He helps Olivia and her friends on their adventures.



Dark

Dark is a bad wizard who collects crystals to control Magic Land.



Hammer

Hammer is scary and very powerful. He forces the Toy People to find crystals in a mine.



The Shadow Men

The Shadow Men are afraid of light and move around in packs. They are followers of Dark.

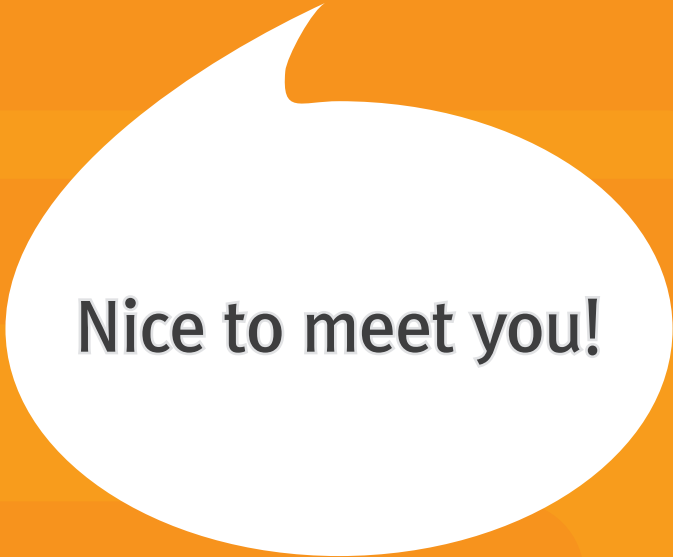


The Toy People

The toy people were caught by Hammer and forced to look for crystals in a mine.



Unit 1



Nice to meet you!

Lesson 1

Key Pattern ①

It's a book.

Lesson 2

Key Pattern ②

Is it a desk?

Lesson 3

Useful Expression

Nice to meet you.

Lesson 4

Review

Jack's New Friend

Key Pattern 1



It's a book.


Listen and Learn

A Listen and repeat.  Track 2


What is it?
It's a **book**.

It's = It is


B Listen and repeat the dialogue.  Track 3



Listen and Say

A Listen and repeat. Listen again and write. 


It's a **book**.



1 It's a _____ . 2 It's a _____ .

3 It's a _____ . 4 It's a _____ .

5 It's a _____ . 6 It's a _____ .

B Ask and answer. Use the words from above. 



What is it?



It's a bag.



Tip!

The <a> in <a bag> means "one." Use <a> if there is only one item.


Practice Speaking

A Say and match.

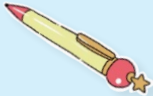
1



2



3



4



a It's a cup.

b It's a pen.

c It's a book.

d It's a toy.

B Say and write.



1 What is it _____?

2 It's a _____.

3 _____ is it?

4 It's _____.

5 _____?

6 _____.

Role Play

A Choose and write.  6

• What is it?

• ~~It's a bag.~~

• It's a toy.

• It's a pen.



Key Pattern 2



Is it a desk?

Listen and Learn

A Listen and repeat. [Track 7](#)


Is it a **desk**?

Yes, it is.

No, it isn't.

isn't = is not

B Listen and repeat the dialogue. [Track 8](#)



Listen and Say

A Listen and repeat. Listen again and write. 



Is it a **bed**?



1 Is it a _____?


2 Is it a _____?

3 Is it a _____?

4 Is it a _____?

5 Is it a _____?

6 Is it a _____?

B Ask and answer. Use the words from above. 



Yes, it is.



No, it isn't. It's a computer.



Tip!

When we ask a question, <is> comes before <it>.

When we answer a question, <is> comes after <it>.

Practice Speaking

A Say and match.

1



Is it a computer?

2



Is it a clock?

3



Is it a chair?

4



Is it a table?

a Yes, it is.

b No, it isn't.

B Say and write.



1 Is it a _____?

2 _____, it is.

3 _____ a bed?

4 _____, it isn't.


5 _____ a chair?

6 _____.

Role Play

A Choose and write.  11

- Is it a chair?
- No, it isn't.
- Yes, it is.
- It's a computer.



Useful Expression



Nice to meet you.

Listen and Learn

A Listen and repeat. [Track](#) 12

Hello. / Hi.


I'm **Bella**.

Nice to meet you.

Nice to meet you too.


I'm = I am

B Listen and repeat the dialogue. [Track](#) 13



Listen and Say

★ Listen and repeat the expression.  14



Practice Speaking

★ Fill in the blanks. Then practice with your friend.

meet you
Nice to meet you
Hi

A: _____.

I'm _____ (your name) _____.

Nice to _____.

B: _____ too.



Tip!

<too> in <Nice to meet you too.> means "also."

Review Jack's New Friend



