

### Unit 1 A Cave Kiss

#### A. Choose and write the correct words. (p. 4)

- |                |         |             |
|----------------|---------|-------------|
| 1. sneakers    | 2. cave | 3. helmet   |
| 4. in front of | 5. cool | 6. slippery |

#### B. Read and circle the correct words.

- |                |           |             |
|----------------|-----------|-------------|
| 1. cool        | 2. helmet | 3. slippery |
| 4. in front of | 5. cave   |             |

#### C. Unscramble and write the sentences. (p. 5)

1. It feels nice and cool.
2. I am a little scared.
3. It will protect your head.

#### D. Complete the summary.

excited      scared      cold      laugh

## Unit 2 At the Beach

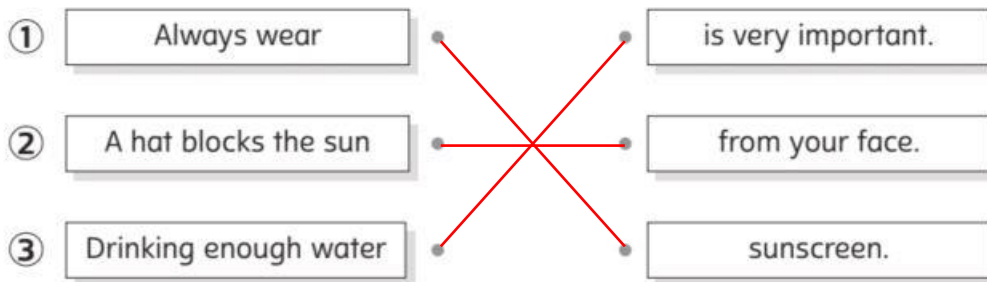
### A. Unscramble and write the words. (p. 6)

- |              |              |              |
|--------------|--------------|--------------|
| 1. life vest | 2. sunscreen | 3. lifeguard |
| 4. stretch   | 5. dangerous | 6. rest      |

### B. Choose and write the correct words.

- |            |              |
|------------|--------------|
| 1. rest    | 2. lifeguard |
| 3. stretch | 4. dangerous |

### C. Read the passage again. Match and write the sentences. (p. 7)



1. Always wear sunscreen.
2. A hat blocks the sun from your face.
3. Drinking enough water is very important.

### D. Choose and complete the sentences.

- |        |              |          |
|--------|--------------|----------|
| 1. hat | 2. life vest | 3. float |
|--------|--------------|----------|

### Unit 3 Bobby the Blowfish

#### A. Choose and write the correct words. (p. 8)

- |            |               |            |
|------------|---------------|------------|
| 1. blow up | 2. protection | 3. stomach |
| 4. worry   | 5. get scared | 6. fill    |

#### B. Read and circle the correct words.

- |            |                |           |
|------------|----------------|-----------|
| 1. worry   | 2. blows up    | 3. filled |
| 4. stomach | 5. gets scared |           |

#### C. Unscramble and write the sentences. (p. 9)

1. We puff up for protection.
2. I thought you were a tiger shark.
3. I want to be big too.

#### D. Complete the summary.

scared      tiger sharks      puffer fish      water

## Unit 4 Hiding Animals

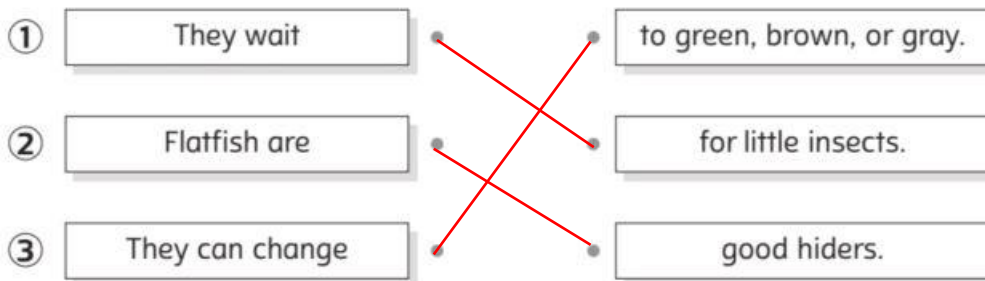
### A. Unscramble and write the words. (p. 10)

- |              |             |         |
|--------------|-------------|---------|
| 1. disappear | 2. wait     | 3. hunt |
| 4. lie       | 5. predator | 6. bark |

### B. Choose and write the correct words.

- |         |                |
|---------|----------------|
| 1. wait | 2. bark        |
| 3. hunt | 4. disappeared |

### C. Read the passage again. Match and write the sentences. (p. 11)



1. They wait for little insects.
2. Flatfish are good hidiers.
3. They can change to green, brown, or gray.

### D. Choose and complete the sentences.

- |              |          |                |
|--------------|----------|----------------|
| 1. predators | 2. bumpy | 3. ocean floor |
|--------------|----------|----------------|

### Unit 5 How Tomatoes Grow

#### A. Choose and write the correct words. (p. 12)

- |            |             |          |
|------------|-------------|----------|
| 1. soil    | 2. begin    | 3. thick |
| 4. seeding | 5. a lot of | 6. a few |

#### B. Read and circle the correct words.

- |              |             |           |
|--------------|-------------|-----------|
| 1. thick     | 2. soil     | 3. begins |
| 4. seedlings | 5. a lot of |           |

#### C. Unscramble and write the sentences. (p. 13)

1. The flowers turn into small tomatoes.
2. It grows down into the ground.
3. It has two tiny seed leaves.

#### D. Complete the summary.

seed                  root                  stem                  bloom

### Unit 6 Fruit or Vegetable?

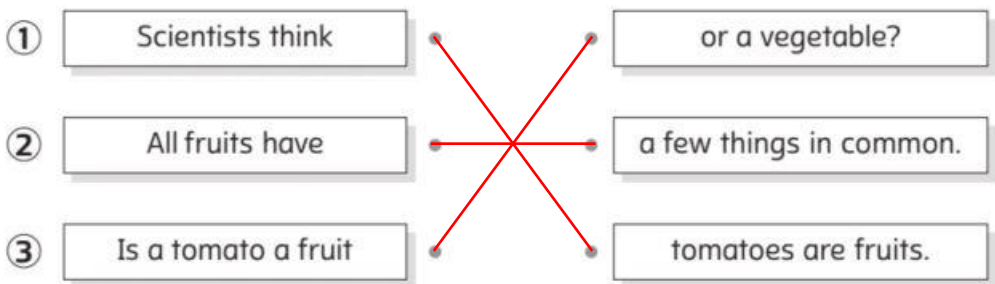
#### A. Unscramble and write the words. (p. 14)

1. organize
2. ingredient
3. flavor
4. both
5. example
6. spaghetti

#### B. Choose and write the correct words.

1. flavor
2. both
3. examples
4. spaghetti

#### C. Read the passage again. Match and write the sentences. (p. 15)



1. Scientists think tomatoes are fruits.
2. All fruits have a few things in common.
3. Is a tomato a fruit or a vegetable?

#### D. Choose and complete the sentences.

1. vegetables
2. Tomatoes
3. flowers

### Unit 7 The Mystery of Stonehenge

#### A. Choose and write the correct words. (p. 16)

- |            |              |             |
|------------|--------------|-------------|
| 1. huge    | 2. surprised | 3. far away |
| 4. mystery | 5. turn      | 6. find out |

#### B. Read and circle the correct words.

- |             |             |         |
|-------------|-------------|---------|
| 1. far away | 2. find out | 3. huge |
| 4. turn     | 5. mystery  |         |

#### C. Unscramble and write the sentences. (p. 17)

1. It was my turn.
2. Today was the first day of school.
3. No one knows how humans moved them.

#### D. Complete the summary.

vacation      Stonehenge      Humans      history

### Unit 8 Machu Picchu

#### A. Unscramble and write the words. (p. 18)

- |             |               |              |
|-------------|---------------|--------------|
| 1. mountain | 2. amazing    | 3. historian |
| 4. discover | 5. earthquake | 6. ancient   |

#### B. Choose and write the correct words.

- |               |              |
|---------------|--------------|
| 1. ancient    | 2. historian |
| 3. earthquake | 4. mountain  |

#### C. Read the passage again. Match and write the sentences. (p. 19)

① It is the ancient city	of Machu Picchu.
② The Incas built	a big mystery.
③ Machu Picchu is still	the walls with big stones.

1. It is the ancient city of Machu Picchu.
2. The Incas built the walls with big stones.
3. Machu Picchu is still a big mystery.

#### D. Choose and complete the sentences.

- |              |          |          |
|--------------|----------|----------|
| 1. historian | 2. Incas | 3. knows |
|--------------|----------|----------|



### Unit 9 Sit, Hop, Dance!

#### A. Choose and write the correct words. (p. 20)

- |                 |                |                |
|-----------------|----------------|----------------|
| 1. side by side | 2. squat       | 3. clap        |
| 4. hop          | 5. traditional | 6. celebration |

#### B. Read and circle the correct words.

- |                |          |                |
|----------------|----------|----------------|
| 1. clap        | 2. hop   | 3. traditional |
| 4. celebration | 5. squat |                |

#### C. Unscramble and write the sentences. (p. 21)

1. They dance to very fast music.
2. Every country has a traditional dance.
3. They move their heads.

#### D. Complete the summary.

culture      Saman      Ukraine      kick

### Unit 10 The Ugliest Feet

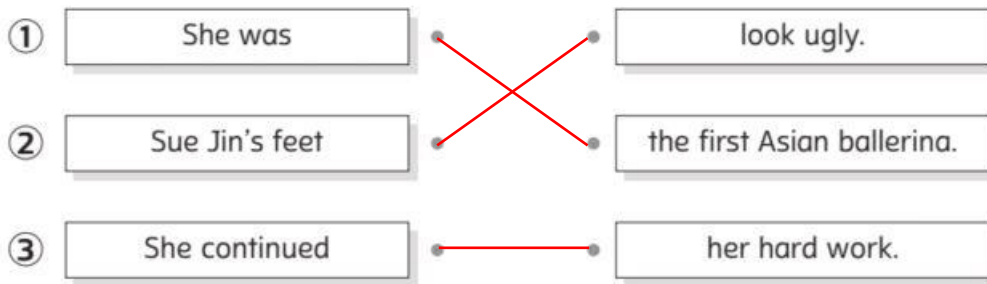
#### A. Unscramble and write the words. (p. 22)

- |              |           |              |
|--------------|-----------|--------------|
| 1. practice  | 2. become | 3. continue  |
| 4. moonlight | 5. join   | 6. ballerina |

#### B. Choose and write the correct words.

- |              |              |
|--------------|--------------|
| 1. moonlight | 2. became    |
| 3. join      | 4. ballerina |

#### C. Read the passage again. Match and write the sentences. (p. 23)



1. She was the first Asian ballerina.
2. Sue Jin's feet look ugly.
3. She continued her hard work.

#### D. Choose and complete the sentences.

- |              |          |              |
|--------------|----------|--------------|
| 1. ballerina | 2. under | 3. practiced |
|--------------|----------|--------------|

### Unit 11 Hands Can Talk

#### A. Choose and write the correct words. (p. 24)

- |            |              |          |
|------------|--------------|----------|
| 1. rude    | 2. point     | 3. cross |
| 4. gesture | 5. thumbs-up | 6. luck  |

#### B. Read and circle the correct words.

- |              |             |            |
|--------------|-------------|------------|
| 1. luck      | 2. rude     | 3. crosses |
| 4. thumbs-up | 5. pointing |            |

#### C. Unscramble and write the sentences. (p. 25)

1. Some people cross their fingers for good luck.
2. People talk with words.
3. Think about it when you travel.

#### D. Complete the summary.

hands      mean      countries      gestures

### Unit 12 Siestas

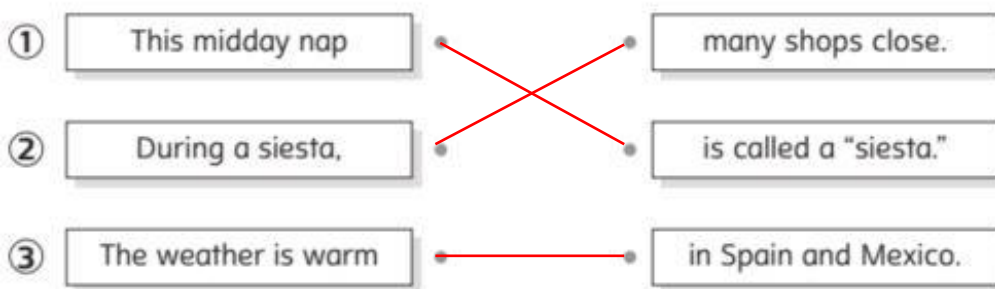
#### A. Unscramble and write the words. (p. 26)

- |            |               |                |
|------------|---------------|----------------|
| 1. midday  | 2. take a nap | 3. temperature |
| 4. instead | 5. indoors    | 6. shop        |

#### B. Choose and write the correct words.

- |            |                |
|------------|----------------|
| 1. shop    | 2. take a nap  |
| 3. indoors | 4. temperature |

#### C. Read the passage again. Match and write the sentences. (p. 27)



1. This midday nap is called a "siesta."
2. During a siesta, many shops close.
3. The weather is warm in Spain and Mexico.

#### D. Choose and complete the sentences.

- |            |        |          |
|------------|--------|----------|
| 1. outside | 2. hot | 3. shops |
|------------|--------|----------|

### Unit 13 The Midas Touch

#### A. Choose and write the correct words. (p. 28)

- |              |         |           |
|--------------|---------|-----------|
| 1. fairy     | 2. wish | 3. beg    |
| 4. take away | 5. gold | 6. palace |

#### B. Read and circle the correct words.

- |         |            |           |
|---------|------------|-----------|
| 1. begs | 2. wish    | 3. palace |
| 4. gold | 5. Fairies |           |

#### C. Unscramble and write the sentences. (p. 29)

1. The fairy gave the king his wish.
2. I'll tough everything in the palace.
3. Then he hugged his daughter.

#### D. Complete the summary.

king                  fairy                  wish                  daughter

### Unit 14 Gold

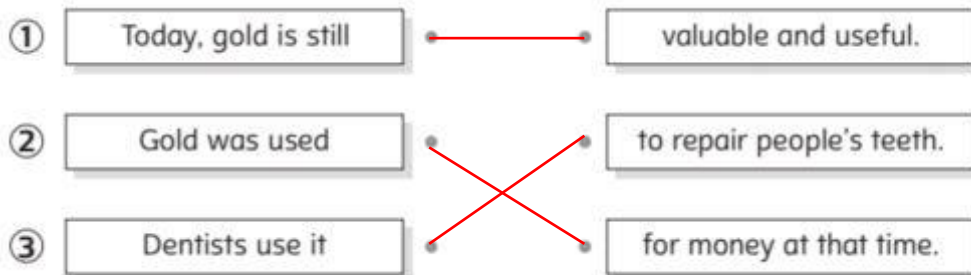
#### A. Unscramble and write the words. (p. 30)

- |             |             |           |
|-------------|-------------|-----------|
| 1. decorate | 2. dentist  | 3. temple |
| 4. useful   | 5. valuable | 6. repair |

#### B. Choose and write the correct words.

- |            |             |
|------------|-------------|
| 1. useful  | 2. decorate |
| 3. dentist | 4. repair   |

#### C. Read the passage again. Match and write the sentences. (p. 31)



1. Today, gold is still valuable and useful.
2. Gold was used for money at that time.
3. Dentists use it to repair people's teeth.

#### D. Choose and complete the sentences.

- |         |              |           |
|---------|--------------|-----------|
| 1. gold | 2. beautiful | 3. strong |
|---------|--------------|-----------|

### Unit 15 The Egg Experiment

#### A. Choose and write the correct words. (p. 32)

- |               |            |          |
|---------------|------------|----------|
| 1. soda       | 2. healthy | 3. each  |
| 4. experiment | 5. pour    | 6. brush |

#### B. Read and circle the correct words.

- |               |         |            |
|---------------|---------|------------|
| 1. experiment | 2. Each | 3. healthy |
| 4. brush      | 5. pour |            |

#### C. Unscramble and write the sentences. (p. 33)

1. Pour each drink into a glass.
2. Grape juice and cola changed the egg color.
3. The same can happen to your teeth.

#### D. Complete the summary.

teeth                  glass                  colors                  brush

### Unit 16 A Tornado in a Bottle

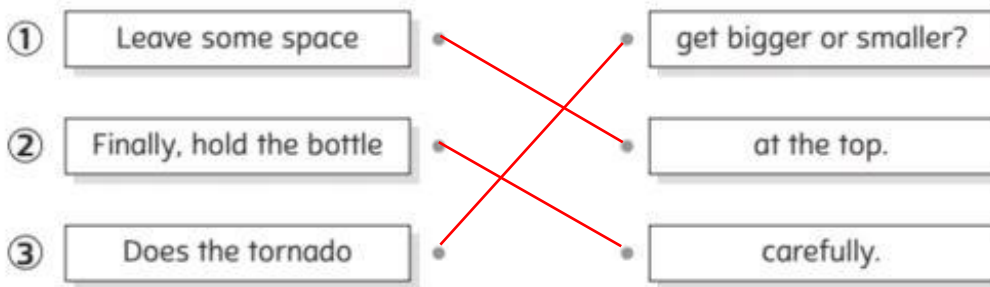
#### A. Unscramble and write the words. (p. 34)

- |          |            |              |
|----------|------------|--------------|
| 1. storm | 2. cap     | 3. dish soap |
| 4. drop  | 5. tornado | 6. turn      |

#### B. Choose and write the correct words.

- |              |         |
|--------------|---------|
| 1. tornado   | 2. cap  |
| 3. dish soap | 4. drop |

#### C. Read the passage again. Match and write the sentences. (p. 35)



1. Leave some space at the top.
2. Finally, hold the bottle carefully.
3. Does the tornado get bigger or smaller?

#### D. Choose and complete the sentences.

- |             |                   |            |
|-------------|-------------------|------------|
| 1. powerful | 2. plastic bottle | 3. circles |
|-------------|-------------------|------------|