






Unit 1 Amazing Sharks

Q Where do sharks live? (p. 6)

A They live in the ocean. (Answers may vary.)

Key Words (p. 7)

1.  scary	 fit	 bones	 bend	 smell	 blood	
		The human body has many <u>bones</u> .	The Halloween pumpkin looks <u>scary</u> .			
		He holds a lemon to <u>smell</u> it.	There is <u>blood</u> on the finger.			
		The new shoes <u>fit</u> the boy perfectly.	The fishing rod <u>bend</u> s.			

While You Read (p. 8)

Q Which shark is the biggest?

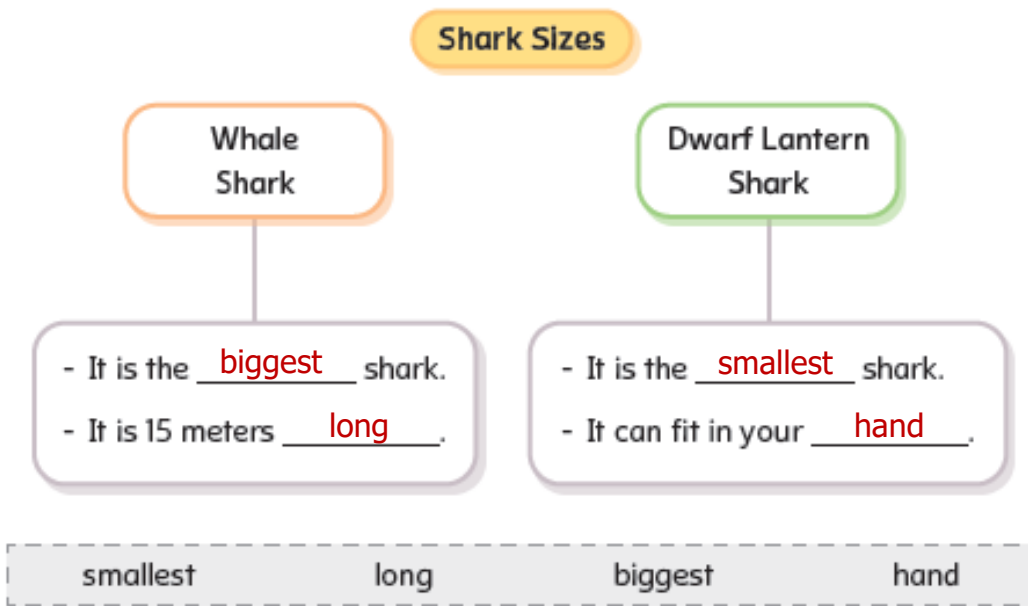
A The whale shark is the biggest.

Comprehension Check (p. 10)

1. a 2. b 3. b 4. a
5. very old 6. fit

Points to Remember (p. 11)

A.



B.

- dinosaurs sizes cartilage noses

Unit 2 Animal Friends

Q Can different animals be friends? (p. 12)

A Yes, they can. (Answers may vary.)

Key Words (p. 13)

Key Words

• Listen and repeat. Then match and write.

<p>1. together</p>		<p>He <u>dig</u>s a hole in the ground.</p>
<p>2. burrow</p>		<p>He <u>guard</u>s the door.</p>
<p>3. dig</p>		<p>They walk <u>together</u> at the park.</p>
<p>4. guard</p>		<p>The rabbit is in its <u>burrow</u>.</p>
<p>5. share</p>		<p>They wear <u>different</u> clothes.</p>
<p>6. different</p>		<p>The kids <u>share</u> the ice cream.</p>

13

While You Read (p. 14)

Q What does the pistol shrimp eat?

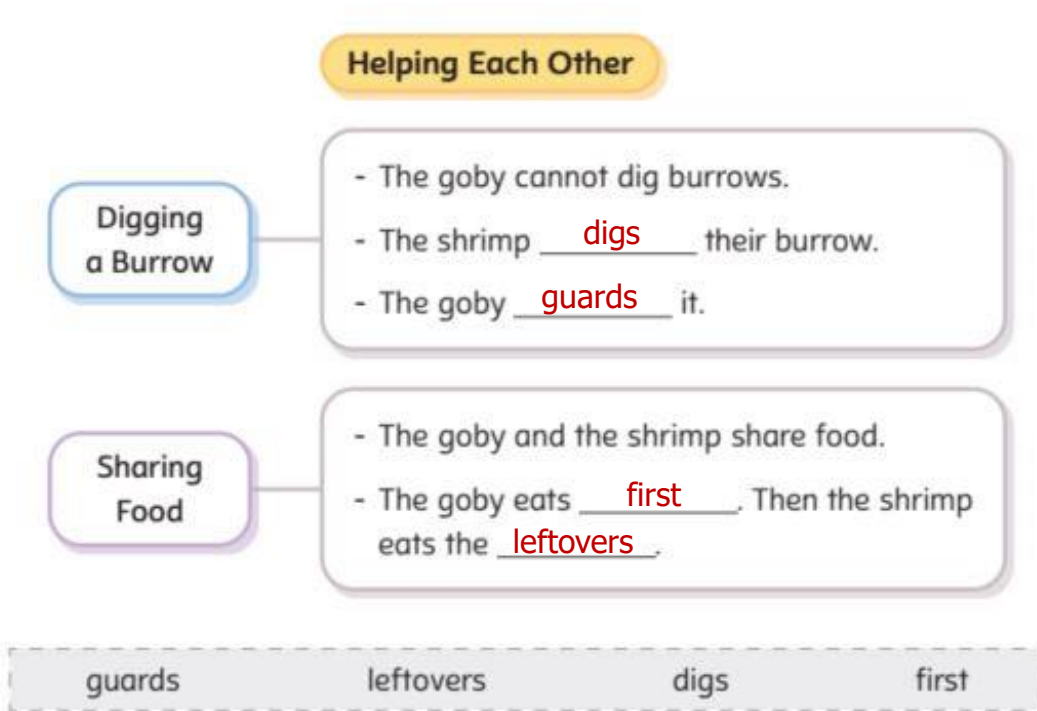
A The pistol shrimp eats the goby's leftovers.

Comprehension Check (p. 16)

1. b 2. b 3. a 4. a
5. keeps 6. different

Points to Remember (p. 17)

A.



B.

- best each other burrow share


Unit 3 A Surprise


Q What are the old man and the girl doing together? (p. 18)








A They are reading a book together. (*Answers may vary.*)

Key Words (p. 19)

Key Words



• Listen and repeat. Then match and write. 

<p>1.  bored</p>		<p>She has a pink backpack</p>
<p>2.  bring</p>		<p>They are bored.</p>
<p>3.  backpack</p>		<p>Dad brings a snack to his son.</p>
<p>4.  afternoon</p>		<p>They play and laugh together.</p>
<p>5.  put down</p>		<p>The sun is high in the afternoon</p>
<p>6.  laugh</p>		<p>The man puts down the box on the floor.</p>

19

While You Read (p. 20)

Q What was the surprise?

A The surprise was a puppy.

Comprehension Check (p. 22)

1. a 2. b 3. a 4. b
5. bring 6. put down

Points to Remember (p. 23)

A.

A Surprise for the Rest Home

The girl and her brother brought a surprise.

She put down her backpack and opened it.

The surprise jumped out, and everyone laughed.

They played with the puppy all day.

put down surprise puppy laughed

B.

- go backpacks puppy surprise

Unit 4 Helping Out

Q What are the people doing? (p. 24)

A They are picking up garbage. (*Answers may vary.*)

Key Words (p. 25)

Key Words

• Listen and repeat. Then match and write.

1.	<p style="text-align: center; font-size: small;">garbage</p>	
2.	<p style="text-align: center; font-size: small;">bin</p>	<div style="border: 1px solid #ccc; border-radius: 15px; padding: 5px; margin-bottom: 10px;">Doctors work in a hospital.</div> <div style="border: 1px solid #ccc; border-radius: 15px; padding: 5px;">They are cleaning the windows.</div>
3.	<p style="text-align: center; font-size: small;">clean</p>	<div style="border: 1px solid #ccc; border-radius: 15px; padding: 5px; margin-bottom: 10px;">There is a lot of garbage</div> <div style="border: 1px solid #ccc; border-radius: 15px; padding: 5px;">There are two birds in the cage.</div>
4.	<p style="text-align: center; font-size: small;">hospital</p>	<div style="border: 1px solid #ccc; border-radius: 15px; padding: 5px; margin-bottom: 10px;">There is a bin on the sidewalk.</div> <div style="border: 1px solid #ccc; border-radius: 15px; padding: 5px;">He is feeding a giraffe.</div>
5.	<p style="text-align: center; font-size: small;">cage</p>	
6.	<p style="text-align: center; font-size: small;">feed</p>	

25

While You Read (p. 26)

Q Where do you put bottles and cans?

A You put them in a recycle bin.

Comprehension Check (p. 28)

1. b 2. a 3. a 4. b
5. cages 6. Feed

Points to Remember (p. 29)

A.

How to Clean Your Neighborhood

Pick up garbage in your neighborhood.

Pick up bottles on the street.

Pick up cans in the park.

Put them in a recycle bin.



bin bottles park pick up

B.

- neighborhood garbage hospital shelter


Unit 5 Leading the Orchestra


Q What musical instruments are they playing? (p. 32)







A They are playing violins, flutes, and the piano. (*Answers may vary.*)

Key Words (p. 33)

Key Words



• Listen and repeat. Then match and write. 

1.  orchestra
2.  musician
3.  conductor
4.  instrument
5.  coach
6.  baton

The **musician** plays his violin on the street.

A **baton** is long and thin.

An **orchestra** plays music together.

He is the **conductor** of the orchestra.

These are some musical **instruments**.

The basketball players listen to their **coach**.

33

While You Read (p. 34)

Q How does a conductor lead an orchestra?

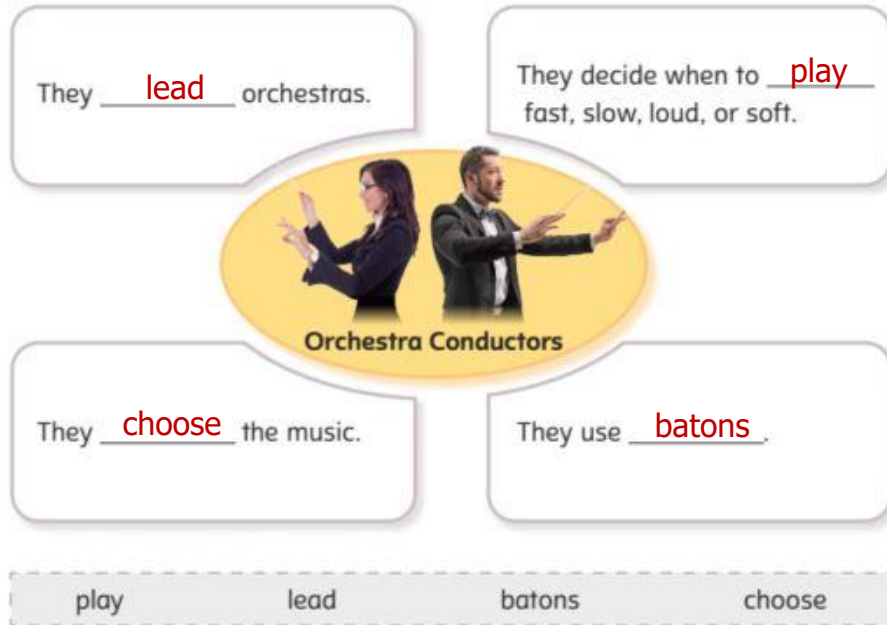
A The conductor chooses the music, leads rehearsals, and decides when to play fast, slow, loud, or soft.

Comprehension Check (p. 36)

- 1. a
- 2. b
- 3. a
- 4. b
- 5. have
- 6. baton

Points to Remember (p. 37)

A.



B.

- instruments
- musicians
- orchestra
- hands


Unit 6 A Big Hit


Q What kind of party is this? (p. 38)









A It is a birthday party. (*Answers may vary.*)

Key Words (p. 39)

Key Words



• Listen and repeat. Then match and write. 

1.  easy
 She is a **student**. She has a backpack.
2.  kindergarten
 This is a **kindergarten** class.
3.  student
 I want to do an **easy** puzzle.
4.  same
 The sun comes up in the **morning**.
5.  morning
 They are wearing the **same** tie.
6.  know
 She **know**s the answer.

39

While You Read (p. 40)

Q When did the sisters write the song?

A They wrote the song in 1893.

Comprehension Check (p. 42)

1. b

2. a

3. a

4. b

5. kindergarten

6. different

Points to Remember (p. 43)

A.

All about "Happy Birthday to You"

Fact 1

Two American sisters wrote the song in 1893.

Fact 2

- The song was a little different back then.
- It was about wishing each other a good morning.

Fact 3

- Later, the song became a birthday song.
- It is an easy song, and everyone can sing it.

easy

wishing

birthday

wrote

song

B.

knows

sisters

morning

hit

Unit 7 Deep Roots

Q What kind of tree is this? (p. 44)

A It is an apple tree.

Key Words (p. 45)

Key Words

• Listen and repeat. Then match and write.

1. leaves

2. trunk

3. roots

4. tall

5. branch

6. sunlight

The tree **trunk** looks thick and strong.

The man is **tall**.

The tree has many **branch**es.

There are many green **leaves** on the tree.

The **sunlight** shines through the trees.

The **roots** of a tree are in the ground.

45

While You Read (p. 46)

Q What do trees need to make food?

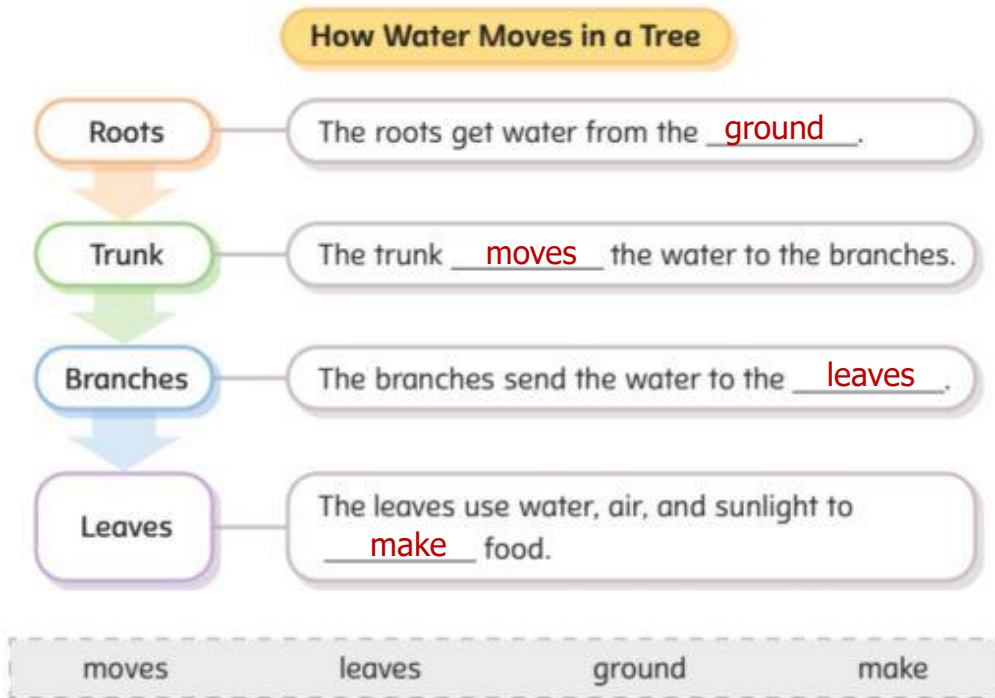
A They need leaves to make food.

Comprehension Check (p. 48)

- 1. a
- 2. a
- 3. b
- 4. b
- 5. branches
- 6. use

Points to Remember (p. 49)

A.



B.

- grow
- water
- branches
- roots


Unit 8 Desert Cactuses


Q What do these plants have? (p. 50)







A They have spines. (*Answers may vary.*)

Key Words (p. 51)

Key Words



• Listen and repeat. Then match and write. 

1.  short
2.  fat
3.  stem
4.  spines
5.  keep
6.  collect

The dog looks fat.

The woman is short.

The spines are pointy and sharp.

A small leaf grows from a stem.

They collect garbage.

She keeps her clothes in the closet.

51

While You Read (p. 52)

Q What helps the cactus keep water?

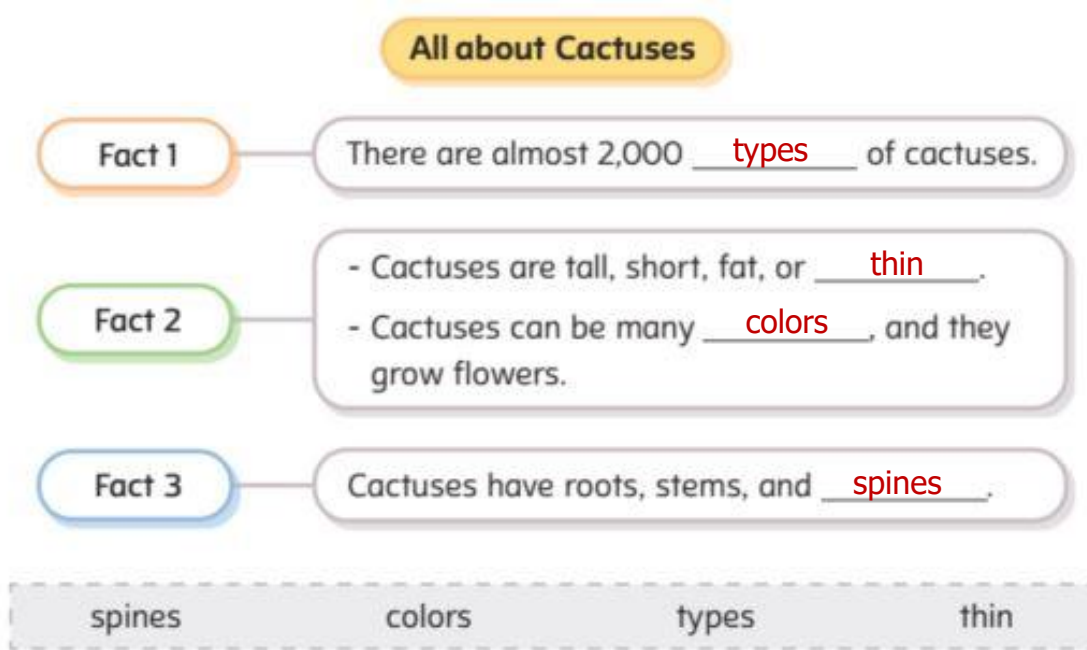
A Roots, stems, and spines help the cactus keep water.

Comprehension Check (p. 54)

- 1. a
- 2. b
- 3. a
- 4. a
- 5. fat
- 6. keep

Points to Remember (p. 55)

A.



B.

- desert
- flowers
- stems
- safe

Unit 9 LeBron James

Q What sport are the children playing? (p. 58)

A They are playing basketball.

Key Words (p. 59)

Key Words

• Listen and repeat. Then match and write.

<p>1. famous</p>		<p>He is <u>rich</u>. He has a lot of money.</p>
<p>2. athlete</p>		<p>Learning English is <u>important</u>.</p>
<p>3. poor</p>		<p>She <u>remember</u>s Tom's birthday.</p>
<p>4. rich</p>		<p><u>Athlete</u>s play sports.</p>
<p>5. remember</p>		<p>He is <u>poor</u>. He has no money.</p>
<p>6. important</p>		<p>He is a <u>famous</u> movie star. Everyone knows him.</p>

59

While You Read (p. 60)

Q Why did James start an elementary school?

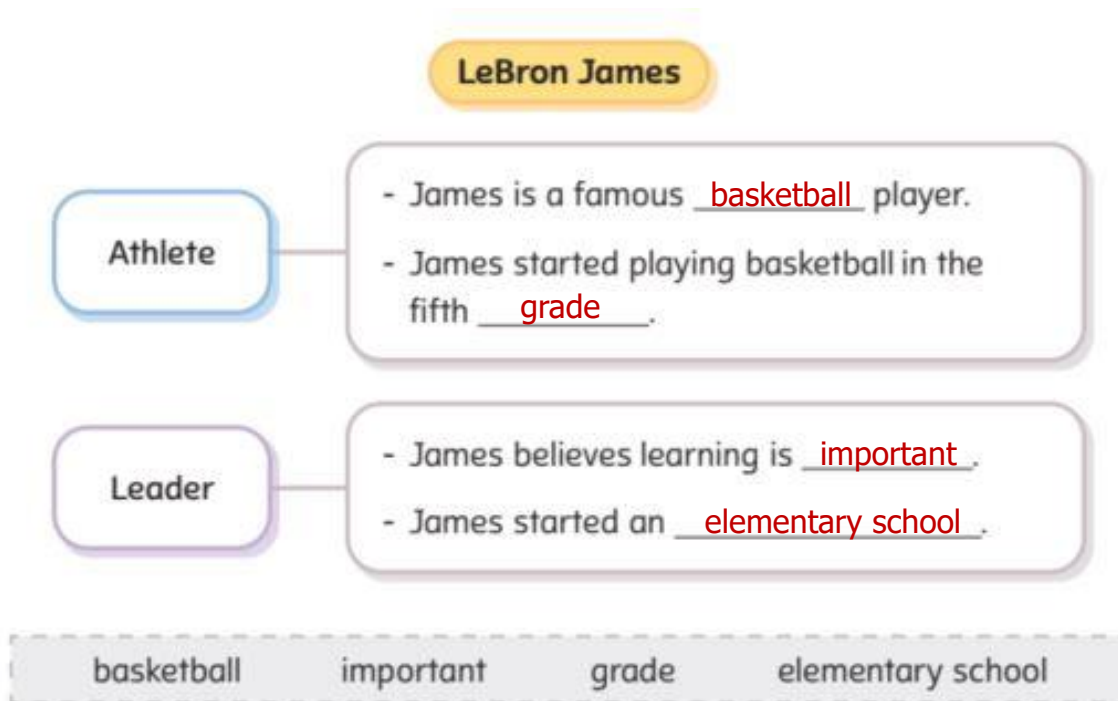
A He started it because he believes learning is important.

Comprehension Check (p. 62)

1. a 2. b 3. a 4. a
5. rich 6. remembers

Points to Remember (p.63)

A.



B.

- hard leader learning mind


Unit 10 Try Again


Q What is the girl doing with her dad? (p. 64)








A She is playing badminton with her dad.

Key Words (p. 65)

Key Words



• Listen and repeat. Then match and write. 

<p>1.  birdie</p>		<p>He <u>win</u>s the race.</p>
<p>2.  win</p>		<p>The <u>team</u> wears blue T-shirts.</p>
<p>3.  fair</p>		<p>There is a <u>birdie</u> next to the racket.</p>
<p>4.  stand</p>		<p>She <u>fall</u>s on the ice.</p>
<p>5.  team</p>		<p>One donut each is <u>fair</u>.</p>
<p>6.  fall</p>		<p>She <u>stand</u>s on the beach.</p>

65

While You Read (p. 66)

Q Who wins the last game?

A The older sister wins the last game.

Comprehension Check (p. 68)

1. a 2. b 3. b 4. b
5. wins 6. team

Points to Remember (p. 69)

A.

Playing Is More Fun than Winning

- My sister and I play **badminton** on Sundays.
- My sister always wins. It is not **fair**.



- Dad plays on my **team**.
- We run and jump. We **fall** and laugh.
- We did not win. But we had **fun**.
- Dad is right. Playing is more fun than winning.

badminton fall team fair fun

B.

Sunday games win Playing

Unit 11 Colorful Corals

Q What colors can you see in the ocean? (p. 70)

A I can see blue, pink, and yellow. (*Answers may vary.*)

Key Words (p. 71)

Key Words

• Listen and repeat. Then match and write.

1.	<p style="font-size: 8px; margin-top: 5px;">ocean</p>	
2.	<p style="font-size: 8px; margin-top: 5px;">clear</p>	<p style="border: 1px solid #ccc; border-radius: 15px; padding: 5px; font-size: 10px;">He is sitting <u>alone</u> on a bench.</p>
3.	<p style="font-size: 8px; margin-top: 5px;">alone</p>	<p style="border: 1px solid #ccc; border-radius: 15px; padding: 5px; font-size: 10px;">The glass is <u>clean</u>. So you can see the water.</p>
4.	<p style="font-size: 8px; margin-top: 5px;">groups</p>	<p style="border: 1px solid #ccc; border-radius: 15px; padding: 5px; font-size: 10px;">A <u>village</u> is a small town.</p>
5.	<p style="font-size: 8px; margin-top: 5px;">village</p>	<p style="border: 1px solid #ccc; border-radius: 15px; padding: 5px; font-size: 10px;">The students work together in <u>groups</u>.</p>
6.	<p style="font-size: 8px; margin-top: 5px;">move</p>	<p style="border: 1px solid #ccc; border-radius: 15px; padding: 5px; font-size: 10px;">You <u>move</u> a lot in gym class.</p>
		<p style="border: 1px solid #ccc; border-radius: 15px; padding: 5px; font-size: 10px;">Whales live in the <u>ocean</u>.</p>

71

While You Read (p. 72)

Q Where do corals live?

A Corals live in all oceans in the world.

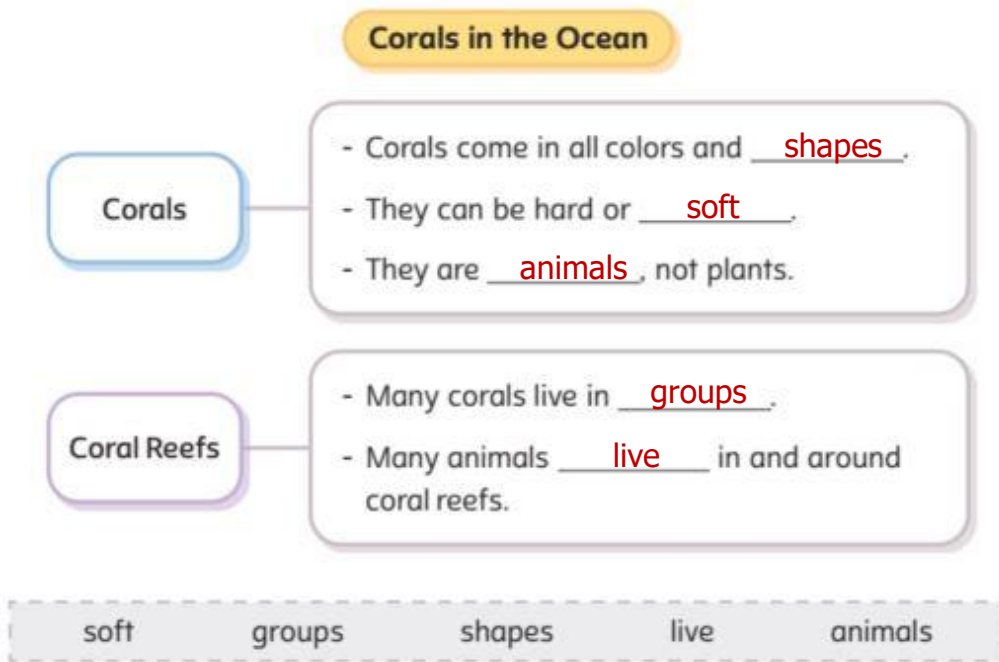
□

Comprehension Check (p. 74)

1. a 2. b 3. a 4. b
5. move 6. groups

Points to Remember (p. 75)

A.



B.

- oceans coral reefs colors plants


Unit 12 The Food Chain


Q What do chickens eat, and what do people eat? (p. 76)







A Chickens eat vegetables, and people eat vegetables and meat. (*Answers may vary.*)

Key Words (p. 77)

Key Words



• Listen and repeat. Then match and write. 

<p>1.  energy</p>	<p>2.  follow</p>	<p>3.  grasshopper</p>	<p>4.  snake</p>	<p>5.  hawk</p>	<p>6.  nature</p>
		<p>The baby ducks <u>follow</u> their mom.</p>			
		<p>He is holding a <u>grasshopper</u></p>			
		<p>We need <u>energy</u> to exercise.</p>			
		<p><u>Nature</u> on earth is beautiful.</p>			
		<p>The blue <u>snake</u> is on yellow flowers.</p>			
		<p>There is a <u>hawk</u> on the branch.</p>			

77

While You Read (p. 78)

Q What starts all food chains?

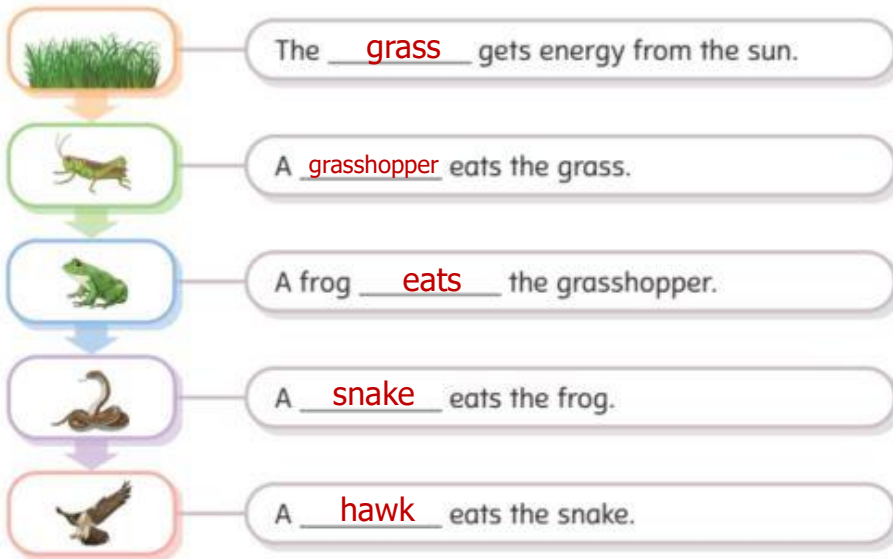
A All food chains start with plants.

Comprehension Check (p. 80)

1. a 2. b 3. a 4. a
5. There are 6. get

Points to Remember (p. 81)

A.



grasshopper snake hawk eats grass

B.

- energy food chains nature web

Unit 13 Stone Soup

Q What is in the pot? (p. 84)

A There is soup in the pot. (*Answers may vary.*)

Key Words (p. 85)

Key Words

• Listen and repeat. Then match and write.

<p>1. woman</p>	<p>A <u>stone</u> is on the grass.</p>
<p>2. stone</p>	<p>The <u>woman</u> is smiling.</p>
<p>3. vegetables</p>	<p>The cake is <u>delicious</u></p>
<p>4. soup</p>	<p>The apples are in the <u>basket</u>.</p>
<p>5. delicious</p>	<p>The <u>soup</u> looks hot.</p>
<p>6. basket</p>	<p>Many <u>vegetables</u> are on the table.</p>

85

While You Read (p. 86)

Q What was in the soup?

A There were vegetables, herbs, and a stone in the soup.

Comprehension Check (p. 88)

1. b 2. a 3. b 4. a
5. with 6. Come

Points to Remember (p. 89)

A.


Making Stone Soup

The woman said, "Let's make stone soup!"

The boys put the stone in the pot.

The woman put in vegetables and herbs.

The stone soup was delicious.



pot

herbs

delicious

soup

B.

hungry home stone happy

Unit 14 Meals around the World



Q What food is this? (p. 90)

A It is spaghetti.

Key Words (p. 91)

Key Words

• Listen and repeat. Then match and write.

1.	 meal	→	Breakfast is the most important meal .
2.	 rice	→	She is holding a bowl of stew .
3.	 snack	→	A bowl of rice is on the table.
4.	 meat	→	Cookies and milk are good for a snack .
5.	 stew	→	He drinks coffee every day.
6.	 coffee	→	There is meat on the grill.

91

While You Read (p. 92)

Q How many meals do people eat in Argentina?

A People eat four meals in Argentina.

Comprehension Check (p. 94)

- 1. a
- 2. b
- 3. a
- 4. a
- 5. stew
- 6. Meals

Points to Remember (p. 95)

A.



B.

- different
- meals
- snacks
- four


Unit 15 Speed Away


Q What do you see in the sky? (p. 96)







A I see jets in the sky. (*Answers may vary.*)

Key Words (p. 97)

Key Words



• Listen and repeat. Then match and write. 

1.  **uncle**
2.  **fly**
3.  **jet**
4.  **think**
5.  **ride**
6.  **motorcycle**

A red **jet** is in the sky.

My **uncle** is my dad's brother.

The pilots **fly** the airplane.

He **ride**s his bike every day.

She is **think**ing about her story.

He is standing next to his **motorcycle**.

97

While You Read (p. 98)

Q How fast is the jet?

A It can fly at 2,400 kilometers per hour.




Comprehension Check (p. 100)

1. a 2. b 3. a 4. b
5. pilot 6. love

Points to Remember (p. 101)

A.

How Fast Are They?

	The boy's uncle flies a <u>jet</u> . It can fly at 2,400 kilometers per <u>hour</u> .
	The boy's dad rides a <u>motorcycle</u> . It can go at 60 kilometers per hour.
	The boy rides a <u>bike</u> . It can go at 20 kilometers per hour.

bike jet motorcycle hour

B.

- uncle fast kilometers faster

Unit 16 First Flight

Q What is the man flying in the sky? (p. 102)

A The man is flying a glider. (*Answers may vary.*)

Key Words (p. 103)

Key Words

• Listen and repeat. Then match and write.

<p>1. build</p>		The woman is reading the newspaper
<p>2. newspaper</p>		He is fix ing a pipe.
<p>3. fix</p>		The builder is build ing a house.
<p>4. engine</p>		She is looking at the engine in her car.
<p>5. history</p>		They travel together on vacation.
<p>6. travel</p>		Humans have a long history .

103

While You Read (p. 104)

Q What jobs did the Wright brothers have?

A They started their own newspaper, built and fixed bicycles, and then built gliders.

Comprehension Check (p. 106)

1. a 2. b 3. b 4. a
5. inventors 6. long

Points to Remember (p. 107)

A.

All about the First Flight

Fact 1 — The Wright brothers' first airplane flight was 12 seconds long.

Fact 2 — The Wright brothers flew 35 meters.

Fact 3 — It was a short flight. But it was the most important flight in history.

short flight history flew

B.

- inventors jobs built traveled