

Word Focus Reading

- 1. Listen to the story. 03
- 2. Listen again and read aloud. 04
- 3. Listen and circle the hard words! 03

A Surprise for Sandy



Mom gives a map to Sandy. Mom says, "Find this place on the map. Dad has a surprise for you." Sandy looks at the map and leaves home. She goes straight and turns right at the corner. She looks at the map again. She crosses the bridge and turns left. She walks twenty meters along the street.

Sandy finally finds the place. It is a pet shop! Dad is waiting for Sandy there. He greets her, "Good job, Sandy! This puppy is for you." Sandy jumps for joy.

► Let's write the meaning of the hard words from the story.

Words and Their Meaning

Reading Monitor

1. Listen to the story.  06
2. Listen again and read aloud.  07
3. Read the passage two times and fill in the fluency checklist by yourself.

A Letter from the Past

One Sunday morning, Tina finds a letter in the mailbox. The letter is for her. She opens it.

Dear Tina,



How are you? My family is traveling to many places. We usually travel by carriage. Four horses pull it. We sometimes take a steam train or ship. The train engine puffs clouds of steam. Isn't it funny? We are staying in London now. I miss you.

Your friend,
Sarah

Tina suddenly feels strange. Did this letter come from the past? How can she answer the letter then?

Checklist	Yes or No	
	1 st	2 nd
ACCURACY: Did I read every word correctly? (If not, I will find out how to read by listening to the story again.)		
RATE: Did I read too fast or too slow?		
EXPRESSION: Did I read with feeling?		

Role Playing

1. Listen to the story.  09
2. Listen again and read aloud.  10
3. Choose a role. Write your name in the blank.
Role play with your friends!

Hi! I'm a Butterfly



Hi! I'm an ant. Who are you?



Hi! I'm a caterpillar. I come out of an egg.



What are you eating now?



I'm eating some fresh leaves. They're yummy.



Are you a caterpillar forever?



No, I'm not. I hang from the branch and make a cocoon.
I sleep in the cocoon for a long time. My body changes while I sleep.



That's awesome. What happens next?



I turn into a butterfly. I come out of the cocoon and fly.



Wow. Can I ride on your back when you fly?



Sure!

Word Focus Reading

- 1. Listen to the story. 12
- 2. Listen again and read aloud. 13
- 3. Listen and circle the hard words! 12

Soil around You

Look around you. Soil is everywhere. Soil is mostly made of rocks. How is it made?

Rainwater gets in small cracks in a rock. When the water freezes, the rock expands. Then the cracks widen. And the rock finally breaks down.

Trees and other plants can grow in cracks in a rock. Their roots make the cracks widen. In the end, the rock breaks down.

The small pieces of rocks mix with dead plants and animals. In that way, hard rocks become soft soil over a very long time.

► Let's write the meaning of the hard words from the story.

Words and Their Meaning

Date

Name

Reading Monitor

1. Listen to the story. 15
2. Listen again and read aloud. 16
3. Read the passage two times and fill in the fluency checklist by yourself.

A New Friend



Harry is a new student in my class. He is kind and humorous. All my classmates want to be his friend.

It's lunchtime. I always have lunch with Fred. He is my best friend. Strangely, he isn't in the cafeteria. Just then, Fred appears in the cafeteria with Harry. I don't feel good.

Fred comes up to me and says, "Sam, Harry wants to be our friend. Let's have lunch together." I say with a big smile, "Why not?" My heart softens.

Checklist	Yes or No	
	1 st	2 nd
ACCURACY: Did I read every word correctly? (If not, I will find out how to read by listening to the story again.)		
RATE: Did I read too fast or too slow?		
EXPRESSION: Did I read with feeling?		

Role Playing

1. Listen to the story.  18
2. Listen again and read aloud.  19
3. Choose a role. Write your name in the blank.
Role play with your friends!

How Long Is It?



How can we measure the length of things?



We can use a ruler or a measuring tape.



Look at my fingernail. Can you measure it? How long is it?



Let me see. It's about one centimeter. One centimeter equals ten millimeters. So your fingernail is about ten millimeters too.



Oh, I see. We can use millimeters or centimeters for small things.



That's right. We can use meters for large things.



How long is one meter?



One meter equals one hundred centimeters. One meter is about the length of one big step of your dad.



That's interesting. Let's try measuring other things too.






How about gummy worms?



That's a great idea.

Word Focus Reading

- 1. Listen to the story.  21
- 2. Listen again and read aloud.  22
- 3. Listen and circle the hard words!  21


Seashell Necklaces

Ellen and her mom collect seashells at the beach. Their bucket is full of shells. Ellen says, "Wow! We have many seashells. What shall we do with them?" Mom says, "How about making necklaces for your friends?" Ellen says, "Good idea!"

They come back home and put all the shells on the table. First, they choose pretty shells from among them. Next, Ellen's mom makes a hole in each shell. Then, Ellen threads one shell onto each string.

Now Ellen has many shell necklaces for her friends.

► Let's write the meaning of the hard words from the story.

Words and Their Meaning 

Reading Monitor

1. Listen to the story. 24
2. Listen again and read aloud. 25
3. Read the passage two times and fill in the fluency checklist by yourself.



Beat! Tap! Shake!

Look at these things. There is a drum, a triangle, a tambourine, and castanets. They are all noisy and fun. Children really enjoy them. Are they toys? No way. They are musical instruments. We call them rhythm instruments.

You can play them very easily. You simply repeat one motion at a time. *Beat!* *Tap!* *Shake!* There is nothing to memorize. You just keep the beat and feel the rhythm. That's enough to enjoy music. Let's play the rhythm instruments. You can feel the joy and excitement of music.

Checklist	Yes or No	
	1 st	2 nd
ACCURACY: Did I read every word correctly? (If not, I will find out how to read by listening to the story again.)		
RATE: Did I read too fast or too slow?		
EXPRESSION: Did I read with feeling?		

Role Playing

1. Listen to the story.  27
2. Listen again and read aloud.  28
3. Choose a role. Write your name in the blank.
Role play with your friends!

Let's Eat Breakfast!



Do you eat breakfast every morning?



No, I don't. I don't have time for breakfast. I always get up late.



Oh no. That's not good for your health. Your stomach will be empty until lunchtime.



Yes, you're right. I feel very hungry every morning. I feel tired easily too. I have no energy. I also have difficulty paying attention in class.



You see? Your body really needs food in the morning.



But I want to sleep more. I don't want to get up early.



Think about this. Eating breakfast is really good for your body and brain. A healthy breakfast gives you new energy. It also improves your memory.



Okay. I will try.



Just get up ten minutes earlier.



Please give me a wake-up call tomorrow.



Ha ha. Okay.

Word Focus Reading

- 1. Listen to the story. 30
- 2. Listen again and read aloud. 31
- 3. Listen and circle the hard words! 30

Which Toppings Do You Like?

My dad runs a pizza store. Most customers like his pizza. He makes pizza to their tastes. The customers can choose their favorite toppings. What toppings do they like best? I took a survey about the customers' favorite toppings.

Look at this bar graph. Customers like pepperoni topping the best. Fifty customers like mushrooms. Forty customers like onions. Thirty-five customers like tomatoes. Only ten customers like peppers.

Which toppings do you like? Choose them and order now. My dad will make a special pizza for you.

► Let's write the meaning of the hard words from the story.

Words and Their Meaning

Reading Monitor

1. Listen to the story. 33
2. Listen again and read aloud. 34
3. Read the passage two times and fill in the fluency checklist by yourself.

A Candle Ghost

Sophie stays at her grandparents' home today. At night, it rains a lot. There is even thunder. *Crash! Boom!* Suddenly, it gets dark in the whole house. Sophie says, "Who turned off the lights?" Grandma says, "There is a blackout."

Just then, a light walks toward Sophie. She shouts, "There's a ghost!" Grandpa says, "Ha ha. It's me. This is a candle. In the past, there were no electric lights. We used candles." Sophie says, "Really? Now I need the candle. I have to go to the bathroom." Everyone laughs.

Checklist	Yes or No	
	1 st	2 nd
ACCURACY: Did I read every word correctly? (If not, I will find out how to read by listening to the story again.)		
RATE: Did I read too fast or too slow?		
EXPRESSION: Did I read with feeling?		

Word Focus Reading

- 1. Listen to the story. 36
- 2. Listen again and read aloud. 37
- 3. Listen and circle the hard words! 38

Find Me!

Many animals are good at playing hide-and-seek. They hide in trees, leaves, or grass.



Look at these animals. This is a stick insect. It looks like a twig. This frog hides between green leaves. This leopard and this lion hide in brown grass. Their body shapes or colors match their surroundings. So we cannot find them easily.

Why do animals play hide-and-seek? Small animals want to hide from their enemies, big animals. Meanwhile, big animals hide to hunt their food, small animals.

▶ Let's write the meaning of the hard words from the story.

Words and Their Meaning

Role Playing

1. Listen to the story.  39
2. Listen again and read aloud.  40
3. Choose a role. Write your name in the blank.
Role play with your friends!

A Fun-looking Animal



Please guess what this animal is. It comes from Australia.



Where does it live?



It lives in rivers, lakes, and ponds.



Does it lay eggs?



Yes, it does. It lays small, round eggs.



Does it have claws?



Yes. It has strong claws in its toes. It has webbed feet, and it swims well. It also has a wide beak for getting food.



Is it a duck? Does it have feathers?



No, it's not a duck. It doesn't have feathers. It has thick fur. It has a long, flat tail for swimming fast.



It sounds like a very fun-looking animal. I don't know its name. What is it?



It's a platypus!

Word Focus Reading

- 1. Listen to the story. 42
- 2. Listen again and read aloud. 43
- 3. Listen and circle the hard words! 42

Sticks for Eating

Chopsticks are different in each country.

Chinese chopsticks are made of wood or bamboo. Chinese people sit around a large table and share food. Their chopsticks are long for reaching the food. They have blunt ends.

Japanese chopsticks are made of wood. They are shorter than the Chinese type. They have sharp ends. This helps people easily remove small bones from fish.

Korean chopsticks are made of metal. They have a flat rectangular shape. Most Korean people use chopsticks to eat side dishes but don't use them to eat rice.

▶ Let's write the meaning of the hard words from the story.

Words and Their Meaning

Reading Monitor

1. Listen to the story. 45
2. Listen again and read aloud. 46
3. Read the passage two times and fill in the fluency checklist by yourself.

Eric's First Classical Concert

David : Eric, let's meet at the concert hall at seven o'clock.

Eric : Okay. I'm a little worried.

David : What makes you worried?

Eric : In fact, this is my first classical concert.
How should I behave at the concert?

David : Oh, I know some tips.
We should be on time.
We can't enter after the concert starts.
We also should stay quiet during the performance.
No eating or taking photos!



Eric : What? Can't we eat anything?
I'm planning to bring some cookies.

David : Don't worry. We can eat them before or after the concert.

Eric : Okay, see you tomorrow.

Checklist	Yes or No	
	1 st	2 nd
ACCURACY: Did I read every word correctly? (If not, I will find out how to read by listening to the story again.)		
RATE: Did I read too fast or too slow?		
EXPRESSION: Did I read with feeling?		

Role Playing

1. Listen to the story.  48
2. Listen again and read aloud.  49
3. Choose a role. Write your name in the blank.
Role play with your friends!

The Fox and the Stork



Hello, Stork! Welcome to my house. Please come in.



Hi, Fox! Thank you so much for inviting me.



I cooked a special soup for you.

(The fox serves soup on a flat plate. The stork can't eat the soup.)



It's yummy. Did you enjoy the soup?



Yes. By the way, I want to invite you to dinner tomorrow.



Oh, thank you.



Welcome to my house. I also cooked a special soup for you!

(The stork serves soup in a jug. The fox can't eat the soup.)



I'm sorry, Stork. I didn't serve soup in a jug for you.
I will not play tricks on you any more.



I'm sorry too. Here is your soup on a flat plate.
Let's be good to each other.