

Date _____
Name _____

Word Focus Reading

1. Listen to the story. 03
2. Listen again and read aloud. 04
3. Listen and circle the hard words! 03

I'm Not Sick!

Ryan Mom, I can't go to school today.
 I have a headache.
 I have a fever.
 I have a runny nose and a cough.
 I have a sore throat.

Mom Oh, you should see a doctor.

Ryan goes to see a doctor with Mom.



Doctor You have a bad cold.
 You should drink warm water.
 You should take some medicine.
 And you should get a shot.

Ryan Oh no! I want to go to school.
 I'm not sick!

► Let's write the meaning of the hard words from the story.

Words and Their Meaning

Dramatic Reading

1. Listen to the story.  06
2. Listen again and read aloud.  07
3. Read again with different emotions!

Let's Reduce Garbage

There is too much garbage around us.
How can we reduce the garbage?
What about recycling?

Look at your garbage can.
Take out milk cartons and plastic bottles.
Take out cans and glass bottles too.
We can recycle all of them.

We make new things by recycling.
Old paper turns into new toilet paper.
Old plastic bottles change into new phone cases.
Old cans change into new bikes.

Recycling can make our earth cleaner.

► Choose the emotion.



happy





sad



angry

Role Playing

1. Listen to the story.  09
2. Listen again and read aloud.  10
3. Role play with your friends!

► Choose a role. Write your name in the blank.

Hi, Robots!



Welcome to the robot museum.



Wow! There are so many robots.



Yes, there are.



This robot looks like a cook. It is wearing a white apron and a hat.



Yes, it is. It is making lots of foods.



Wonderful! What is that robot doing? It looks like a musician.



Yes, it does. It is playing many musical instruments.



That is interesting.



Do you like dogs?



Yes, I do!



This is a robot dog. It barks and wags its tail.



It is so cute! It licks my hands too! I love this museum.

Date
Name

Word Focus Reading

- 1. Listen to the story. 12
- 2. Listen again and read aloud. 13
- 3. Listen and circle the hard words! 12

Smartphones

Smartphones are very useful.
They are also easy to use.

What can we do with smartphones?
We can record videos and share them.
We can chat online with anyone.
We can surf the internet.
We can use maps and find the way.
We can download e-books and read them.



Are you always with your smartphone?
Smartphones can be harmful to you.
They can be bad for your eyes and neck.
Don't spend too much time on your smartphone.

► Let's write the meaning of the hard words from the story.

Words and Their Meaning



Dramatic Reading

1. Listen to the story.  15
2. Listen again and read aloud.  16
3. Read again with different emotions!

The Rules of Sharon's House

Nadia visits Sharon's house.
They watch TV in the living room.
After two hours, Sharon turns it off.

Sharon We should watch only two hours of TV a day.

It's time for dinner.

Sharon We should not use cellphones at dinner time.
We can have more time to talk together.

After the meal, Sharon puts her dishes in the sink.

Sharon We should share house chores.

Nadia Oh, there are too many rules.
I can't live in your house.

► Choose the emotion.



happy





sad



angry

Role Playing

1. Listen to the story.  18
2. Listen again and read aloud.  19
3. Role play with your friends!

► Choose a role. Write your name in the blank.

Amazing Magnets



Look at these magnets!



The magnets have two ends.



Yes. One is a north pole, and the other is a south pole.
Let's put the same poles together.



Wow! They push away from each other.



How about putting the different poles together?



They pull toward each other. Amazing!



There are nails, paper clips, erasers, and pencils near a magnet.



Oh, the nails and the paper clips move toward the magnet.



What about the erasers and the pencils?






No, they don't move.



Interesting! Magnets only pull steel.

Date
Name

Word Focus Reading

- 1. Listen to the story.  21
- 2. Listen again and read aloud.  22
- 3. Listen and circle the hard words!  21

At the Airport


Today my family travels to Canada.
We are at the airport now.

What time is it? It's nine o'clock.
Hurry up. We should get the tickets.
Then we should check in our baggage.



What time is it? It's ten o'clock.
Hurry up. We should show our passports.
Then we should pass the security check.

What time is it? It's eleven o'clock.
Hurry up. We should get on the airplane.
Phew.... I'm so tired, but it's fun.

► Let's write the meaning of the hard words from the story.

Words and Their Meaning 

Dramatic Reading

1. Listen to the story.  24
2. Listen again and read aloud.  25
3. Read again with different emotions!

From Babies to Adults

Pandas give birth to tiny and pink cubs.
The cubs don't open their eyes at first.
After one month, they have black and white hair.
After four months, they can walk and run.
After five years, they become adults.

Hens lay their eggs.
They keep the eggs warm.
After twenty-one days, chicks come out of the eggs.
They are wet at first, but soon become dry.
After thirty days, they have feathers.
After six months, they become adults.

► Choose the emotion.



happy





sad



angry

Role Playing

1. Listen to the story.  27
2. Listen again and read aloud.  28
3. Role play with your friends!

► Choose a role. Write your name in the blank.

A Special Camping Dinner



We are at the river. Let's start camping!



We need to put up a tent first.



What do we do after that?



We go fishing!



There are so many fish in the river.



But there are no fish in our pail.



That's okay. It's night time. I'm hungry.



Let's have a barbecue. Come here and sit by the campfire.



Oh no! The food is at home.



Oh, wait. I have some candy and chocolate bars in my backpack.



That's good! Let's eat.
(After eating)



Oh, I'm still hungry.

Date
Name

Word Focus Reading

- 1. Listen to the story. 30
- 2. Listen again and read aloud. 31
- 3. Listen and circle the hard words! 30

Colorful Food

Fruits and vegetables are colorful.
These colorful foods are good for your health.

Tomatoes and strawberries are red.
They are good for your heart.
Carrots and pumpkins are orange.
They are good for your eyes.
Grapes and blueberries are purple.
They protect your body from disease.
Spinach and broccoli are green.
They build healthy bones.
Onions and radishes are white.
They are good for your stomach.



Look at the food on your plate.
What colors do you see?

► Let's write the meaning of the hard words from the story.

Words and Their Meaning



Dramatic Reading

1. Listen to the story.  33
2. Listen again and read aloud.  34
3. Read again with different emotions!

Jim's Very Long Day

One day, Jim meets a man.

Jim Who are you?

Magician I'm a magician.

Jim Magician, can you change me?

Magician Sure! What do you want to be?

Jim I want to be a vet.

Magician Abracadabra!

Jim helps sick animals.

Jim Now I want to be a pilot.

Magician Abracadabra!

Jim flies an airplane.

Jim How about a firefighter?

Magician Abracadabra!

Jim puts out a fire and saves people.

Magician And next, how about....

Jim Wait! I'm tired. Please turn me back! I like being a student.

► Choose the emotion.



happy





sad



angry

Role Playing

1. Listen to the story.  36
2. Listen again and read aloud.  37
3. Role play with your friends!

► Choose a role. Write your name in the blank.

Thank You, Friends!



I hurt my right arm yesterday. I need some help.



I want to help you. I will carry your bag to school.



Thank you.



You're welcome.



Oh, I can't write in my notebook.



I want to help you. I will write in your notebook.



Thank you so much.



I will bring some bread and juice for you.



You are very kind.



Ouch! I spilled the juice on your shirt. I am sorry.



That's okay. My shirt looks cool with the orange dots.
Don't worry!

Word Focus Reading

1. Listen to the story. 39
2. Listen again and read aloud. 40
3. Listen and circle the hard words! 39

The Scary Haunted House

Emily and Noah are at the amusement park.
First, they go riding a merry-go-round.
It goes round and round.

Emily Is it fun?

Noah No, I'm bored.

Next, they go riding a roller coaster.
It goes very fast.

Noah I'm still bored.
How about the haunted house?

Emily No, I'm scared.

Noah Don't worry. I'm with you.

They get in the haunted house.

Noah Aargh! I see the real ghosts. Let's get out!



Emily Ha ha! Don't be so scared. I'm with you.

► Let's write the meaning of the hard words from the story.

Words and Their Meaning



Dramatic Reading

1. Listen to the story.  42
2. Listen again and read aloud.  43
3. Read again with different emotions!

National Flags

This is the national flag of China.
It has one large star and four small stars.
The stars are gold.
And they are on a red rectangle.
The stars mean the harmony of the Chinese people.

This is the national flag of the US.
It has fifty stars and thirteen stripes.
The stars are white on a blue rectangle.
The stripes are red and white.
The stars mean the number of the states.

► Choose the emotion.



happy





sad



angry

Role Playing

1. Listen to the story.  45
2. Listen again and read aloud.  46
3. Role play with your friends!

► Choose a role. Write your name in the blank.

A New Calendar



It's already December!



Let's make a calendar for next year.



Great idea!



I have a sketchbook and some crayons.



I have some star stickers. Let's get started.



I write the months on twelve pages.
I also draw lines on each page.



I write the days and the dates.



Are we done now?



Not yet. I draw pictures on each month.



Good. I put star stickers on the holidays.



Look! We have many holidays next year.



Hooray!

Date _____
Name _____

Word Focus Reading

1. Listen to the story. 48
2. Listen again and read aloud. 49
3. Listen and circle the hard words! 48

The Boy Who Cried Wolf

A boy watches sheep on the hill.

He is very bored.

He has a fun idea.

He shouts, "Help! Wolf!"

His neighbors run to help him.

However, there is no wolf.

They go back.

He is bored again.

He shouts, "Help! Wolf!"

His neighbors run to him again.

However, there is no wolf.

They are very angry at him.

They say, "Don't tell a lie!"

Later he sees a wolf.

He shouts, "Help! Wolf!"

However, nobody comes to help him.

► Let's write the meaning of the hard words from the story.

Words and Their Meaning
