

Game

Roll the dice and practice with your partner.



What is Ted's dad doing?

His dad is flying a kite.



A Score	B Score
------------	------------



dad



Ted



sister



brother




mom



flying a



sitting on a



eating a



playing the



playing



throwing a

Instructions for Teachers

★ Materials: scissors, glue or tape

★ Grouping: partners

★ How to play

- ① Put students into teams of two.
- ② Each team makes two dice using the dice patterns.
- ③ Have a student from each team play rock-paper-scissors to decide which team goes first.
- ④ The student who wins rolls two dice at a time.
- ⑤ One student in the same team asks the question using the picture from one dice, the other should answer using the picture from the other dice. If the student says the correct sentence, the team gets one point.
- ⑥ If a student rolls a 'Boom!', the team loses their turn.
- ⑦ Have students take turns and continue to play the game.
- ⑧ The team to reach 4 points wins the game.

If the teacher can't check the students' answers, then have one student on each team act as the teacher using the answer sheet below.

Possible Answers

S1: What is Ted's sister doing?

S2: His sister is eating a sandwich.

S1: What is Ted's brother doing?

S2: His brother is sitting on a blanket.

S1: What is Ted's dad doing?

S2: His dad is throwing a Frisbee.

S1: What is Ted's mom doing?

S2: His mom is playing the guitar.

S1: What is Ted doing?

S2: He is playing basketball.

Conversation

Look and find.



Find the girl. Who is she?



Does she have curly hair?

Yes. / No.



Does she wear glasses?

Yes. / No.



1



2



3



4



5



6



Instructions for Teachers

★ Grouping: partners

★ How to play

- ① Put students into pairs.
- ② S1 chooses one picture and says, 'Find the girl. Who is she?'
- ③ S2 asks 'Does she have curly hair?' or 'Does she wear glasses?'
- ④ S1 answers 'Yes' or 'No.'
- ⑤ S2 continues to ask questions until finding the girl.
- ⑥ After finding that, circle the picture. Then take turns.

If the teacher can't check the students' answers, then have one student on each team act as the teacher using the answer sheet below.

Possible Answers

S1: Find the girl. Who is she?

S2: Does she wear glasses?

S1: No.

S2: Does she have a pet?

S1: Yes.

S2: Does she wear a skirt?

S1: Yes.

S2: Number 4. Is she the girl?

S1: Yes, she is.

Interview

Step 1

Look and find.



What do you want to buy for your mom?










I want to buy a scarf.



How much is the scarf?

It's three dollars.



	Items		
mom	 \$4	 \$3	 \$5
dad	 \$3	 \$2	 \$5
sister	 \$1	 \$4	 \$1

Step 2

Now make a list and practice with your partner.

Shopping List

① _____ \$ _____

② _____ \$ _____

③ _____ \$ _____



I want a scarf, a shirt, and a doll.



That is nine dollars.



Here is ten dollars.



Here is one dollar for the change.

Instructions for Teachers

- ★ Materials: a pencil
- ★ Grouping: partners
- ★ How to play
 - ① Put students into pairs.
 - ② Ask each pair to interview each other using the chart.
 - ③ Have students fill out the list and practice with their partners.

If the teacher can't check the students' answers, then have one student on each team act as the teacher using the answer sheet below.

Possible Answers

Step 1

S1: What do you want to buy for your sister?

S2: I want to buy a doll.

S1: How much is the doll?

S2: It's one dollar.

Step 2

S2: I want a scarf, a shirt, and a doll.

S1: That is nine dollars.

S2: Here is ten dollars.

S1: Here is one dollar for the change.

Step 1

S1: What do you want to buy for your dad?

S2: I want to buy a shirt.

S1: How much is the shirt?

S2: It's five dollars.

Step 2

S2: I want a belt, a shirt, and a pen.

S1: That is eight dollars.

S2: Here is ten dollars.

S1: Here is two dollars for the change.

Date

Name

Game

Flick a coin and practice with your partner.

<p>Sunday</p>  <p>dessert fair</p>	<p>Monday</p>  <p>badminton lesson</p>	<p>Tuesday</p>  <p>concert</p>	<p>Wednesday</p>  <p>zoo</p>
<p>Thursday</p>  <p>birthday party</p>		<p>Friday</p>  <p>movie theater</p>	<p>Saturday</p>  <p>skating lesson</p>

coin



What day is it today?

It's Sunday.

I have to go to a concert.



Instructions for Teachers

★ **Materials:** a coin

★ **Grouping:** small groups

★ **How to play**

- ① Put students into teams of two or four and determine which team will start by playing rock-paper-scissors.
- ② Have a student from the first team flick a coin on the game board.
- ③ If the coin lands on day of the week square, the student on other team asks 'What day is it today?' The student answers based on the picture.
- ④ If the student answers correctly, the team gets a point.
- ⑤ If the coin lands outside the game board or lands on a 'Boom!', the team misses their turn.
- ⑥ The team takes turns flicking the coin and answering the question.
- ⑦ The first team to reach 5 points wins the game.

If the teacher can't check the students' answers, then have one student on each team act as the teacher using the answer sheet below.

Possible Answers

S1: What day is it today?

S2: It's Sunday. I have to go to the dessert fair.

S1: What day is it today?

S2: It's Monday. I have to go to my badminton lesson.

S1: What day is it today?

S2: It's Tuesday. I have to go to a concert.

S1: What day is it today?

S2: It's Wednesday. I have to go to the zoo.

S1: What day is it today?

S2: It's Thursday. I have to go to my friend's birthday party.

S1: What day is it today?

S2: It's Friday. I have to go to the movie theater.

S1: What day is it today?

S2: It's Saturday. I have to go to my skating lesson.