

Date _____
Name _____

Word Focus Reading

- 1. Listen to the story. 03
- 2. Listen again and read aloud. 04
- 3. Listen and circle the hard words! 03

We Are All Great!

My friends are great!

Sam is good at art.
 He likes drawing.
 Jennifer is good at science.
 She likes reading science magazines.
 Tom is good at music.
 He likes playing the guitar.
 Kate is good at sports.
 She likes playing tennis.

Me? I'm not good at anything.
 But my friends say,
 "You are good at helping others.
 You are our best friend!"



▶ Let's write the meaning of the hard words from the story.

Words and Their Meaning



Date
Name

Dramatic Reading

- 1. Listen to the story.  06
- 2. Listen again and read aloud.  07
- 3. Read again with different emotions!

Welcome to My School

Let me introduce my school.
Come on, follow me!



These are classrooms.
We learn English and math.
This is a science room.
We do some experiments.
This is a music room.
We sing songs and play the recorders.
This is a gym.
We jump rope and play basketball.
This is a cafeteria.
We have lunch and snacks.

We enjoy our time at school.

▶ Choose the emotion.



Role Playing

1. Listen to the story.  09
2. Listen again and read aloud.  10
3. Role play with your friends!

► Choose a role. Write your name in the blank.

Olivia's Picnic



Hi, Olivia! What are you doing here?



My family is on a picnic.



Nice! What is your dad doing?



He is flying a kite.



How about your brother?



He is throwing a Frisbee.



Cool. Look at that. Your dog is chasing the Frisbee.



Ha ha! He is funny.



Where is your sister?



I don't know. Where is she?



Oh, here she is. She is sitting behind you.
She is eating sandwiches.

Date _____
Name _____

Word Focus Reading

- 1. Listen to the story. 12
- 2. Listen again and read aloud. 13
- 3. Listen and circle the hard words! 12

Plants from Seeds

Plant are everywhere around us.

How do we grow plants?

We need some seeds, soil, and a pot.

Put the soil and the seeds into the pot.

Water them.

Then wait.

Water them again.

Then wait.

One day, the baby leaves come out.

Now they need sunlight.

Put the pot by the window.

The little plants grow and grow.



Finally they begin to bloom.

▶ Let's write the meaning of the hard words from the story.

Words and Their Meaning



Dramatic Reading

1. Listen to the story.  15
2. Listen again and read aloud.  16
3. Read again with different emotions!

Kelly and Melanie

This is a photo of my twin cousins.
Their names are Kelly and Melanie.

They look alike.
They have curly hair.
They have freckles on their faces.
They wear glasses.

But they are very different.
Kelly is quiet. But Melanie is playful.
Kelly likes to wear skirts.
But Melanie likes to wear pants.
Kelly likes to eat donuts.
But Melanie doesn't.

I miss my twin cousins.

► Choose the emotion.



happy





sad



angry

Role Playing

1. Listen to the story.  18
2. Listen again and read aloud.  19
3. Role play with your friends!

► Choose a role. Write your name in the blank.

A Summer Insect



Let's play a guessing game.



Sounds good. You can start first.



OK. Guess who I am. I am a tiny animal. I can fly.



Are you a bird?



No, I'm not. I'm an insect. I usually live in trees.
You can see me in summer.



Are you a mosquito?



No, I am not. I have four wings and six legs.



Oh. I still don't know.



I have two antennae. I sing very loudly.
Some people don't like my songs. Can you guess?






Ah ha! I know. You are a cicada!



Bingo! That's right.

Date _____
Name _____

Word Focus Reading

1. Listen to the story.  21
2. Listen again and read aloud.  22
3. Listen and circle the hard words!  21

At the Swimming Pool

It's hot today!
 Do you want to swim in the cool water?
 Let's go to the pool and jump into the water!
 Oh wait! There are some rules at the pool.

- Wear your swimsuits.
- Take a shower before entering.
- Do warm-up exercises.
- Don't bring your pets.
- Don't run near the pool.



Oh, there is one more important rule.
 Don't pee in the pool!

► Let's write the meaning of the hard words from the story.

Words and Their Meaning



Role Playing

- 1. Listen to the story.  24
- 2. Listen again and read aloud.  25
- 3. Role play with your friends!

▶ Choose a role. Write your name in the blank.

On Mr. Hippo's Bus







Mr. Hippo drives a bus in the forest.



How many animals are on the bus?



There are ten.



The bus stops at the bakery.



Who gets on the bus?



Three monkeys get on the bus.



Now the bus stops at the post office.



Who gets off the bus?



Two zebras get off the bus.



How many animals are on the bus now?





Ten animals, I think.



No way. There are eleven!

Dramatic Reading

1. Listen to the story.  27
2. Listen again and read aloud.  28
3. Read again with different emotions!

Shopping for Mom's Gift

Girl My mom's birthday is coming.
Can you go to the shop with me?

Boy Sure, let's go to buy a gift.

Girl How much is the scarf?

Clerk It's six dollars.

Girl I have enough money.
Here is ten dollars.

Clerk Okay, here is the change.

Boy Do you have four dollars now?

Girl I have five dollars.
I have one more dollar.

Boy Let's go back and give one dollar to the clerk.

▶ Choose the emotion.



happy



sad



angry

Word Focus Reading

- 1. Listen to the story. 30
- 2. Listen again and read aloud. 31
- 3. Listen and circle the hard words! 30

At the School Art Fair

Victoria and Sarah are at the school art fair.

Victoria Look at these fantastic paintings!
They are all about fall.

Sarah I can see golden rice fields.
People celebrate the harvest.
Many dragonflies fly in the blue sky.



Victoria I can see a full moon.
I can also see apples, pears, and persimmons in the trees.

Sarah People carry many chestnuts in their basket.
Fall is full of grains and fruits.

▶ Let's write the meaning of the hard words from the story.

Words and Their Meaning

Dramatic Reading

1. Listen to the story.  33
2. Listen again and read aloud.  34
3. Read again with different emotions!

The Bottles for Our Team

The autumn sports day is coming. Hooray!
How can we cheer for our team?
Well, it's easy.

You just need two bottles, some beans, and some stickers.
First, open your bottles.
Next, put the beans inside.
Then, close the caps of the bottles.
Last, put some stickers on your bottles.

Now it's all done. Let's practice.
Shake your bottles!
Make some noise! Go team!

► Choose the emotion.



happy



sad



angry

Date _____
Name _____

Word Focus Reading

- 1. Listen to the story. 36
- 2. Listen again and read aloud. 37
- 3. Listen and circle the hard words! 38

Special Houses in the World

Let's look at some special houses in the world.

I live in an igloo.
 It's made of snow and ice.
 But I feel warm inside the house.

I live in a ger.
 It's made of leather and sticks.
 We can take this house with us when we move.

I'm living on water.
 It's a houseboat.
 We can fish and swim here.



Which house do you want to live in?

► Let's write the meaning of the hard words from the story.

Words and Their Meaning



Role Playing

1. Listen to the story.  39
2. Listen again and read aloud.  40
3. Role play with your friends!

► Choose a role. Write your name in the blank.

I Love Desserts



I'm very happy to be at the dessert fair.



I'm happy too. There are many desserts here.



What is that?



That's a waffle. Let's try some.



Oh! It tastes like caramel. It looks like a hive.



Yes, it does. Why don't you try *yakgwa*?



What is that?



It is a Korean dessert.



Wow! It tastes like honey. It looks like a flower.



Yes, it does.



Hey, look! There are muffins, cookies, and pancakes!
I love this fair. I want to eat all of the desserts.



Ha ha ha! Me too!

Word Focus Reading

- 1. Listen to the story. 42
- 2. Listen again and read aloud. 43
- 3. Listen and circle the hard words! 42

Busy Scott



Scott is always busy and late.

- Scott** What day is it today?
- Mom** It's Monday.
- Scott** Oh, I have to go to a concert. I'm late.
- Mom** I'm kidding. Today is Wednesday.
- Scott** Oh, I have to meet Cindy at the movie theater. I'm late.
- Mom** Ha ha! It's Friday.
- Scott** Oh, I have to go to my skating lesson. I'm late.
- Mom** Come on, it's Saturday.
We have to go to the zoo! Hurry up!

▶ Let's write the meaning of the hard words from the story.


Words and Their Meaning


Role Playing

- 1. Listen to the story.  45
- 2. Listen again and read aloud.  46
- 3. Role play with your friends!

► Choose a role. Write your name in the blank.

Bobsleigh







What are you reading?



I'm reading about bobsleigh.



What is that?



It's a winter sport.



Can you tell me more about that?



Sure.
 Bobsleigh teams have two or four members.
 They push the sled first and jump into the sled.
 Then the sled races down the long ice track.



Wow! The ice track? It must be very fast.



Yes, it is very fast. The athletes should be always careful.



I think so.





So, they wear helmets.



I see. Bobsleigh is dangerous but exciting.

Dramatic Reading

1. Listen to the story.  48
2. Listen again and read aloud.  49
3. Read again with different emotions!

The Wind and the Sun

One afternoon, the Wind meets the Sun.

Wind I'm very strong. I can blow away everything.

Sun Look at the man. Can you take off his coat?

Wind No problem! Huff!

The Wind is very strong.

The man doesn't take it off.

The Wind tries to blow hard again.

He holds his coat tightly.

The Wind gives up.

The Sun shines at him.

He takes off his coat.

Sun Always be warm to others!

► Choose the emotion.



happy



sad



angry