

## ■ Unit 1 We Are All Great!

### Ready to Read

1. I'm good at math.
2. The puppy is playing with a magazine.  
(Answers may vary.)

### Read to Act

Answers may vary.

### Comprehension Check

A

1. a
2. b
3. c

B

- .Sam is good at art.
- .Jennifer is good at science.
- .Tom is good at music.
- .Kate is good at sports.

### Word Check

1. guitar
2. best
3. magazine
4. friend

### Think More

A: What are you good at?

B: I'm good at sports.

I like swimming.

(Answers may vary.)

## ■ Unit 2 Welcome to My School

### Ready to Read

1. I can see a playground, a library, and some classrooms in my school.
2. I see four students in the gym.  
(Answers may vary.)

## Read to Act

Topic | School  
Subject | Social Studies

Unit  
**02** **Welcome to My School**

Let me introduce my school.  
Come on, follow me!  
These are **classrooms**.  
We learn English and **math**.  
This is a science room.  
We do some experiments.

This is a music room.  
We sing songs and play the **recorders**.  
This is a **gym**.  
We jump rope and play **basketball**.  
This is a **cafeteria**.  
We have lunch and snacks.  
We enjoy our time at school.

**Ready to Read**

1. What places can you see at your school?
2. How many students do you see in the gym?

**Read to Act**  
Where can you exercise? Find and circle.

We can exercise in the gym.

### Comprehension Check

A

1. c
2. a
3. c

B

- .We sing songs and play the recorders in the music room.
- .We learn English and math in the classrooms.
- .We jump rope and play basketball in the gym.
- .We do some experiments in the science room.
- .We have lunch and snacks in the cafeteria.

### Word Check

1. baskeetball → basketball
2. maeth → math
3. clàssroom → classroom
4. recoøder → recorder

### Think More

Let me introduce my school.  
This is a library.  
We borrow books.  
(Answers may vary.)

## Unit 3 Olivia's Picnic

### Ready to Read

1. I play with a ball and eat snacks.
2. The picture shows spring.  
(Answers may vary.)

### Read to Act

Unit 03 Olivia's Picnic

Topic | Outdoor Activities  
Subject | Social Studies

**Ready to Read**

1. What do you do on a picnic?  
2. What season does the picture show?

Olivia's family is on a picnic. They are so excited. Olivia and her mom are sitting on the blanket. What is her dad doing? He is flying a kite.

What is her brother doing?  
He is throwing a Frisbee.  
What is her dog doing?  
He is chasing the Frisbee.

What is her sister doing?  
Burp! Yum-yum!  
She is eating sandwiches.

**Read to Act**  
How many tulips do you see in the picture? Circle and say.

I see five tulips in the picture.

### Comprehension Check

A

1. a
2. c
3. b

B

- .Her dad is flying a kite.
- .Her brother is throwing a Frisbee.
- .Her dog is chasing the Frisbee.
- .Her sister is eating sandwiches.

### Word Check

1. sit
2. picnic
3. sandwich
4. blanket

**Think More**

**Think More**

Liam's family is on a picnic. Practice with your partner.

- dad / fishing
- mom / taking a picture
- sister / smelling flowers
- brother / drinking juice

1. A: What is his dad doing?  
B: He is fishing.
2. A: What is his mom doing?  
B: She is taking a picture.
3. A: What is his sister doing?  
B: He is smelling flowers.
4. A: What is his brother doing?  
B: He is drinking juice.

**Unit 4 Plants from Seeds**

**Ready to Read**

1. Yes, I have some plants in my house.
  2. The color of the pot is orange.
- (Answers may vary.)

**Read to Act**

Answers may vary.

**Comprehension Check**

A

1. b
2. c
3. c

B

1. Put the seeds into the pot.
2. Water them. Then wait.
3. The baby leaves come out.
4. The plants begin to bloom.

**Word Check**

- 1. bloom
- 2. plant
- 3. soil
- 4. pot

**Think More**

**Think More**

Write the correct word in each box. Practice with your partner.

The diagram illustrates the process of a plant growing from a seed. It shows three stages: 1. A seedling in a pot with 'soil' and 'pot' labels. 2. A seedling in a pot being watered with 'water' from a watering can. 3. A fully grown flower in a pot. 'Sunlight' is shown as rays from a sun hitting the plants. To the right, a boy asks 'What things do plants need to grow?' and a girl provides a partially filled answer: 'They need \_\_\_\_\_, \_\_\_\_\_, and \_\_\_\_\_ to grow.'

- A: What things do plants need to grow?\_
  - B: They need soil, water and sunlight to grow.
- (Answers may vary.)

**Unit 5 Kelly and Melanie**

**Ready to Read**

- 1. I have six cousins.
  - 2. The color of their hair is brown.
- (Answers may vary.)

### Read to Act

Topic: Reading  
Project: Book 2 Stories

**Unit 05 Kelly and Melanie**

This is a **photo** of my **twin** cousins.  
Their names are Kelly and Melanie.  
They look alike.  
They have **curly** hair.  
They have **freckles** on their faces.  
They wear glasses.

**Ready to Read**

- How many cousins do you have?
- What color is the twins' hair?

**Read to Act**

But they are very different.  
Kelly is quiet.  
But Melanie is playful.  
Kelly likes to wear **skirts**. **Melanie**  
But Melanie likes to wear pants.  
Kelly likes to eat donuts.  
But Melanie doesn't.

I miss my twin cousins.

**Kelly**

**Read to Act**  
Who is Kelly? Who is Melanie? Write their names in the boxes.

### Comprehension Check

A

- c
- b
- c

B

Kelly ...

✓ is quiet.

They ...

✓ have curly hair.

✓ wear glasses.

Melanie ...

✓ is playful.

✓ likes to wear pants.

### Word Check

- pphoto → photo
- ckurly → curly
- freakles → freckles
- skiurt → skirt

### Think More

This is a photo of my cousin.

His name is Jun.

He has black hair.

He likes to eat chicken.

He likes to wear caps.

(Answers may vary.)

## Unit 6 A Summer Insect

### Ready to Read

1. I see mosquitoes and cicadas in summer.
2. The mosquito is the smallest animal in the picture.  
(Answers may vary.)

### Read to Act

Topic | Insects  
Subject | Science

Unit 06 A Summer Insect

**Ready to Read**

1. What insects do you see in summer?
2. What is the smallest animal in the picture?

**Guess who I am.**  
I am a tiny animal.  
I can fly.  
But I'm not a bird.  
I'm an insect.  
I usually live in trees.  
You can see me in summer.  
I'm not a mosquito.

antennae  
wings  
legs

I have four wings and six legs.  
I have two antennae.  
I sing very loudly.  
Some people don't like my songs.  
Can you guess? I'm a cicada!

**Read to Act**  
Underline all the insects in the story.

I'm not a mosquito.  
I'm a cicada!

### Comprehension Check

A

1. c
2. b
3. c

B

- .I am an insect.
- .I have two antennae.
- .I have four wings .
- .I have six legs.
- .I sing very loudly.

### Word Check

1. mosquito
2. guess
3. wing
4. tiny

**Think More**

**Think More**

Name the parts of a cicada. Complete the sentences.

Ⓐ It has six legs.

Ⓑ It has one head.

Ⓒ It has two antennae.

Ⓓ It has two eyes.

Ⓔ It has four wings.

**Unit 7 At the Swimming Pool**

**Ready to Read**

1. I eat ice cream.
2. They are wearing swimsuits.  
(Answers may vary.)

**Read to Act**

Answers may vary.

**Comprehension Check**

A

1. a
2. c
3. b

B

- .Wear your swimsuits.
- .Take a shower before entering.
- .Do warm-up exercises.
- .Don't bring your pets.
- .Don't run near the pool.

**Word Check**

1. enter
2. cool
3. hot
4. near



Think More

Think More

Tell the children about the rules at the pool.



Unit 8 On Mr. Hippo's Bus

Ready to Read

1. I go to the zoo by bus.
2. A sheep is sitting next to the cat.  
(Answers may vary.)

Read to Act

Topic | Counting Numbers  
Subject | Math

**Unit 08** **On Mr. Hippo's Bus**

**Ready to Read**

1. Where do you go by bus?
2. Which animal is sitting next to the cat?

Mr. Hippo drives a bus in the forest.  
Ten animals are on the bus.  
 The bus stops at the bakery.  
Three monkeys get on the bus.

The bus stops at the post office.  
Two zebras get off the bus.

How many animals are on the bus now?  
Eleven... Uh?  
 There are only ten.  
 Where is the other one?  
 There you are, little boy!

**Read to Act**  
 Underline all the numbers in the story.

Ten animals are on the bus.  
Three monkeys get on the bus.  
Two zebras get off the bus.  
Eleven... Uh?  
 There are only ten.

### Comprehension Check

A

1. a
2. c
3. b

B

1. There are ten animals on the bus.
2. Three monkeys get on the bus at the bakery.
3. Two zebras get off at the post office.
4. There are eleven animals on the bus.

### Word Check

1. foræst → forest
2. bakeery → bakery
3. dŕive → drive
4. post offeice → post office

### Think More

There are ten bananas and five apples on the table.  
 →There are four bananas and three apples on the table.

## Unit 9 Shopping for Mom's Gift

### Ready to Read

1. My mom's birthday is January 5th.
2. I see some clothes, hats, and scarves.  
 (Answers may vary.)

### Read to Act

Topic | Counting Money  
 Subject | Math

**Unit 09 Shopping for Mom's Gift**

**Ready to Read**

1. When is your mom's birthday?
2. What do you see in the shop?

My mom's **birthday** is coming.  
 Can you go to the **shop** with me?

Sure, let's go to buy a **gift**.

How much is the **scarf**?  
 It's six dollars.  
 I have enough **money**.  
 Here is ten dollars.  
 Okay, here is the change.

Do you have **four** dollars now?  
 I have five dollars.  
 I have one more dollar.  
 Let's go back and give one dollar to the **clerk**.

**Read to Act**  
 How many scarves do you see?  
 Underline the number in the story.

Do you have four dollars now?

### Comprehension Check

A

1. a
2. c
3. b

B

1. The girl and the boy go to buy a gift.
2. The scarf is six dollars. And the girl gives ten dollars to the clerk.
3. The girl has five dollars for the change.
4. The girl and the boy go back and give one dollar to the clerk.

### Word Check

1. money
2. birthday
3. gift
4. shop

### Think More

A: How much is the hair band?

B: It's three dollars.

A: Here is ten dollars.

B: Here is seven dollars for the change.

(Answers may vary.)

## ■ Unit 10 At the School Art Fair

### Ready to Read

1. I want to draw maple trees.
  2. I see apples, pears, persimmons, and chestnuts.
- (Answers may vary.)

### Read to Act

Topic | Fall Journey  
Subject | Social Studies

**Unit 10 At the School Art Fair**

Victoria and Sarah are at the school art fair.  
Look at these fantastic **paintings!**  
They are all about fall.

**Ready to Read**  
1. What do you want to draw about fall?  
2. What fruits do you see?

I can see golden **rice** fields.  
People **celebrate** the harvest.  
Many **dragonflies** fly in the blue sky.

I can see a full **moon**.  
I can also see apples, pears, and persimmons in the trees.

People carry many **chestnuts** in their basket.  
Fall is full of grains and fruits.

**Read to Act**  
What is your favorite painting?  
Put your name on it.

### Comprehension Check

A

1. b
2. a
3. c

B

- .golden rice fields
- .many dragonflies in the blue sky
- .a full moon
- .apples, pears, and persimmons in the trees
- .many chestnuts in the basket

### Word Check

1. cehestnut → chestnut
2. draegonfly → dragonfly
3. paineting → painting
4. chelebrate → celebrate

### Think More

Look at this fantastic painting!

I see an apple, a pear, a pumpkin, and an acorn.

I see a red apple, a yellow pear, an orange pumpkin, and a brown acorn.

(Answers may vary.)

## Unit 11 The Bottles for Our Team

### Ready to Read

1. We cheer for our team by singing some songs.
2. They are circles, triangles, hearts, and squares.  
(Answers may vary.)

### Read to Act

**Unit 11 The Bottles for Our Team**

The autumn sports day is coming. Hooray!  
How can we **cheer** for our team?  
Well, it's easy.  
You just need two **bottles**, some **beans**,  
and some **stickers**.

**Ready to Read**

1. How do you cheer for your team?
2. What shapes are the stickers in the picture?

First, open your bottles.  
Next, put the beans inside.  
Then, **close** the caps of the bottles.  
Last, put some stickers on your bottles.

Now it's all done. Let's practice.  
Shake your bottles!  
Make some noise!  
Go team!

**Read to Act**  
Underline the season in the story.

The autumn sports day is coming.

### Comprehension Check

A

1. a
2. c
3. a

B

1. Open the bottles.
2. Put the beans inside the bottles.
3. Close the caps of the bottles.
4. Put some stickers on the bottles.

### Word Check

1. cheer
2. bottle
3. sticker
4. close

### Think More

First, cut some colored paper.

Next, roll the paper.

Then, tie the paper with a ribbon.

Last, shake your pompoms!

## ■ Unit 12 Special Houses in the World

### Ready to Read

1. There are tall apartments and brick houses.

2. I want to live in the igloo.

(Answers may vary.)

### Read to Act

Answers may vary.

### Comprehension Check

A

1. c

2. a

3. a

B

Igloo

.snow and ice

.We feel warm inside.

Ger

.leather and sticks

Houseboat

.on the water

We fish and swim around the house.

### Word Check

1. leather

2. stick

3. inside

4. fish

### Think More

This is an izba.

It's made of logs.

(Answers may vary.)

## Unit 13 I Love Desserts

### Ready to Read

1. My favorite dessert is ice cream.
2. I want to eat some cookies.  
(Answers may vary.)

### Read to Act

Topic | Food  
Subject | Social Studies

**Unit 13 I Love Desserts**

Anna and her mom have fun at the dessert fair.

Wow, there are many desserts here!

That's a waffle. Try some.

It tastes like caramel. It looks like a hive.

This is a Korean dessert, yakgwa. Try some.

It tastes like honey. And it looks like a flower.

Mom, look!

There are muffins, cookies, and pancakes!

I want to eat them all! Can I?

**Ready to Read**

1. What is your favorite dessert?
2. Which dessert do you want to eat in the picture?

**Read to Act**

Underline all the desserts in the story.

That's a waffle.

This is a Korean dessert, yakgwa.

There are muffins, cookies, and pancakes!

### Comprehension Check

A

1. c
2. c
3. b

B

waffle

.It tastes like caramel.

.It looks like a hive.

*yakgwa*

.It tastes like honey.

.It looks like a flower.

**Word Check**

1. honey
2. pancake
3. fair
4. muffin

**Think More**

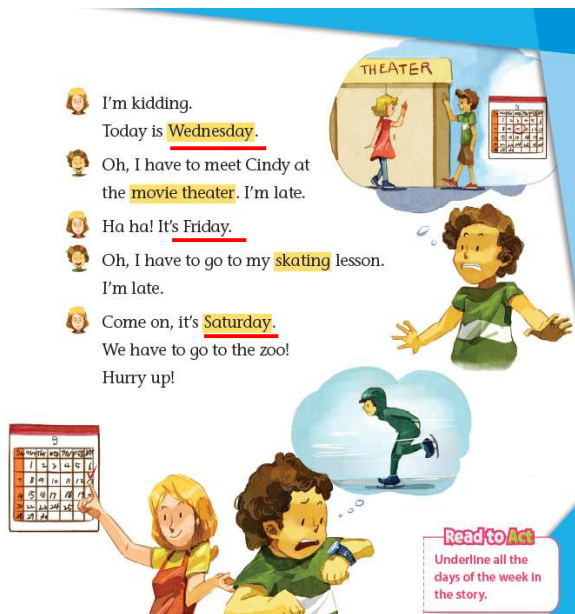
- A: That's a donut. Try some.  
 B: It looks like a tire.  
 (Answers may vary.)

**Unit 14 Busy Scott**

**Ready to Read**

1. It's Monday.
2. She is pointing at a calendar.  
 (Answers may vary.)

**Read to Act**



It's Monday.  
 Today is Wednesday.  
 It's Friday.  
 Come on, it's Saturday.

**Comprehension Check**

- A
1. a
  2. c
  3. b



B

MON: go to a concert

WED: meet Cindy at the movie theater

FRI: go to my skating lesson

SAT: go to the zoo

**Word Check**


1. skeating → skating
2. Wændnesday → Wednesday
3. laete → late
4. Satuerday → Saturday

**Think More**

**Think More**


What is your weekly plan? Practice with your partner.

Sunday	Monday	Tuesday	Wednesday	Thursday	Friday	Saturday
		✓				



1.  
What day is it today?

2.  
It's **Tuesday**.



3.  
I have to **meet my friend at the library**.

- meet my friend at the library
- go to my piano lesson

- go to my friend's birthday party
- go to play badminton

A: What day is it today?

B: It's Tuesday.

A: I have to meet my friend at the library.

(Answers may vary.)

**Unit 15 Bobsleigh**

**Ready to Read**

1. I enjoy skating in winter.
2. They are wearing helmets.

(Answers may vary.)

**Read to Act**

Topic: Winter Sports  
Subject: Physical Education




**Unit 15 Bobsleigh**

Do you know about bobsleigh?  
Bobsleigh is a very exciting winter sport.  
Let's find out about bobsleigh.

**Ready to Read**

1. What sports do you enjoy in winter?
2. What are the athletes wearing on their heads?

Bobsleigh teams have two or four members.  
They push the sled first.  
The sled looks like a capsule.  
Then they jump into the sled.  
The sled races down the long ice track.  
It is really fast.  
They are always careful.  
They wear their helmets.  
It is dangerous but exciting.

**Read to Act**  
When are bobsleigh races? Underline the season in the story.

Bobsleigh is a very exciting winter sport.

**Comprehension Check**

- A
1. c
  2. b
  3. b
- B

**B** Fill in the blanks and number the pictures in order. **Visualizing**

**3**



The sled races down the long ice track.

**1**



The athletes push the sled.

**2**



The athletes jump into the sled.

### Word Check

1. long
2. sled
3. exciting
4. fast

### Think More

Luge is a very exciting winter sport.  
The sled races down the long ice track.  
It is really fast.  
The athletes wear their helmets.  
It is dangerous but exciting.  
(Answers may vary.)

## ■ Unit 16 The Wind and the Sun

### Ready to Read

1. Yes, I'm very nice and kind to others.
  2. The Sun is smiling.
- (Answers may vary.)

### Read to Act

The Wind blows twice in the story.

### Comprehension Check

A

1. c
2. a
3. b

B

The Wind blows hard.  
→ The man holds his coat tightly.

The Sun shines at the man.  
→ The man takes off his coat.

### Word Check

1. hold
2. take off
3. blow
4. strong

### Think More

I lend him crayons. He draws a picture.  
Always be warm to others!  
(Answers may vary.)