




Word Focus Reading

- 1. Listen to the story.  03
- 2. Listen again and read aloud.  04
- 3. Listen and circle the hard words!  03

Tom's Hobby

We all have hobbies. But Tom doesn't.

**Tom** I want to have a hobby.  
What's your hobby?

**Tracy** My hobby is collecting insects.  
How about collecting insects with me?

**Mason** My hobby is watching movies.  
How about watching movies with me?

**Chloe** My hobby is doing magic.  
How about doing magic with me?

**Tom** Great! Now my hobby is doing magic.

▶ Let's write the meaning of the hard words from the story.

**Words and Their Meaning** 



-----

-----

-----

-----

### Dramatic Reading

1. Listen to the story.  06
2. Listen again and read aloud.  07
3. Read again with different emotions!

### Germ Men

**Germ 1** Where can we live?

**Germ 2** Look at the boy.

**Germ 1** He doesn't brush his teeth well. We can live in his cavities.

**Germ 2** He doesn't wash his hands well. We can live under his nails.

**Steve** Go away. Germ Men!

Steve brushes his teeth well. He washes his hands well.

**Germ 1** Now he is clean.

**Germ 2** We can't live here any more!

▶ Choose the emotion.



happy





sad



angry

## Role Playing

1. Listen to the story.  09
2. Listen again and read aloud.  10
3. Role play with your friends!

► Choose a role. Write your name in the blank.

## The Giving Trees



Trees give many things to us!



What do they do?



They make fresh air for us.



They give fruits to us too.



You're right. I love fruits. Fruits are yummy.



Trees also give shade to us on a sunny day!



Yes! We can rest under the trees.



Look at your books!



The paper is made from trees.






Wow! Trees are very important to us!



Yes, they are!

Word Focus Reading

- 1. Listen to the story.  12
- 2. Listen again and read aloud.  13
- 3. Listen and circle the hard words!  12

The Clay Monster


The children play with clay.

Kelly mixes red and blue.  
The color turns purple.  
She makes a purple flower.

Isaac mixes yellow and red.  
The color turns orange.  
He makes an orange flower.

William mixes black and white.  
The color turns gray.  
He makes a gray monster.  
“I will eat your flowers! Grrrrrr!” he shouts.

▶ Let’s write the meaning of the hard words from the story.

**Words and Their Meaning** 



-----

-----

-----

-----

## Dramatic Reading

1. Listen to the story.  15
2. Listen again and read aloud.  16
3. Read again with different emotions!

### On the Family Sports Day

Today is Sports Day.

It's time to jump rope.

Jenny's family skips together.

My family skips together.

Oops! I miss my step!

It's time to have a tug-of-war.

Ron's family pulls the rope together.

The rope moves toward them.

My family pulls it together.

The rope moves toward us.

We all have fun!

► Choose the emotion.



happy





sad



angry

## Role Playing

1. Listen to the story.  18
2. Listen again and read aloud.  19
3. Role play with your friends!

► Choose a role. Write your name in the blank.

## Judy Makes Me Smile



Judy, what are you doing?



I'm drawing something.



Where are you drawing?



I'm drawing in your textbook. Ha ha!



Oh no! Stop it!



No way! It's fun!



Don't do that. Give me my book.



Okay. Here it is.



Oh, there is a big heart in my book.






Yes! I drew a heart for you. I like you.



Oh, little sister! You make me smile.

Word Focus Reading

- 1. Listen to the story.  21
- 2. Listen again and read aloud.  22
- 3. Listen and circle the hard words!  21

Clothes for Today

Which clothes are good for today?  
Check the weather first. And then open your closet.

Is it rainy?  
We need to wear raincoats and rain boots.  
Ah, take an umbrella.

Is it hot?  
We need to wear shorts and sandals.  
Take a hat too.

Is there a typhoon?  
Then we just stay home.

▶ Let's write the meaning of the hard words from the story.

Words and Their Meaning





-----

-----

-----

-----

## Dramatic Reading

1. Listen to the story.  24
2. Listen again and read aloud.  25
3. Read again with different emotions!

## Fun Music Class

We are in music class.

Mr. Brown says,

“Now let’s make summer sounds.”

Sam beats the drum.

It sounds like thunder.

Kelly plays the xylophone.

It sounds like raindrops.

Jake plays the flute.

It sounds like a stream.

Amy shakes a water bottle and says,

“I’m making the sound of waves.”

▶ Choose the emotion.



happy





sad



angry



## Role Playing

1. Listen to the story.  27
2. Listen again and read aloud.  28
3. Role play with your friends!

► Choose a role. Write your name in the blank.

### Many Seeds or One Seed?



Wow! There are many fruits and vegetables in summer.  
Let's cut them in half!



Okay. *Chop-chop-chop!*



Wow, look at the watermelon.



It has many seeds inside!



Look at the tomato.



It has many seeds inside.



How about the kiwi?



It has many seeds inside too.



How many seeds does the plum have?



Oh! It has only one.



That's interesting.

Word Focus Reading

- 1. Listen to the story. 30
- 2. Listen again and read aloud. 31
- 3. Listen and circle the hard words! 30

To Be a Nice Neighbor

My family moves to an apartment.  
 We have new neighbors.  
 They live downstairs.

I run around the living room.  
 Mom says, "Don't run!"  
 My sister plays the piano at night.  
 Mom says, "Don't play it at night."  
 Dad turns up the TV volume.  
 Mom says, "Turn it down, please."

We should have good manners for our neighbors.

▶ Let's write the meaning of the hard words from the story.

**Words and Their Meaning**



-----

-----

-----

-----

### Dramatic Reading

1. Listen to the story.  33
2. Listen again and read aloud.  34
3. Read again with different emotions!

### Welcome to the Earth

**Boy** Welcome to the Earth, Ralph!

**Ralph** Wow, the Earth is beautiful.  
I'm hungry.  
Where is the restaurant?

**Boy** Follow me. It's across from the fire station.  
Oh no! The fire!

**Ralph** Where is it?

**Boy** It's between the school and the bank.

**Ralph** Let's help the girl! Where is the hospital?

**Boy** It's across the street.

**Ralph** Phew.... I'm hungry. Let's go back to the restaurant.

▶ Choose the emotion.



happy



sad



angry

Word Focus Reading

- 1. Listen to the story. 36
- 2. Listen again and read aloud. 37
- 3. Listen and circle the hard words! 36

At the Mountains

Mountains change color in autumn.  
Many people go to see the colorful mountains.

They enjoy smelling flowers.  
They enjoy seeing autumn leaves.  
They enjoy walking in the woods.  
They enjoy eating on the rocks.

But here are some rules.  
Don't pick the flowers.  
Don't shake the trees.  
Be careful not to slip.  
Clean up your area.

▶ Let's write the meaning of the hard words from the story.

**Words and Their Meaning**



-----

-----

-----

-----

## Role Playing

1. Listen to the story.  39
2. Listen again and read aloud.  40
3. Role play with your friends!

► Choose a role. Write your name in the blank.

## Shall We Dance?



What are you watching?



I'm watching folk dances on TV.



Oh, look at that! What dance is it?



It's the hula in Hawaii.



How do they dance?



People swing their hips and move their feet.



Oh, great! Wow! Look at the people. They clap their hands or kick their feet.



Fantastic! It is the flamenco dance in Spain.



For me, I like *Talchum*.



What is that?






*Talchum* is a Korean mask dance. The dancers wear masks and sing.



Wow! I want to learn *Talchum*.

Word Focus Reading

- 1. Listen to the story.  42
- 2. Listen again and read aloud.  43
- 3. Listen and circle the hard words!  42

Emily's Safety Robot

I'm a safety robot for Emily.  
I always keep her safe.

Look! She is very close to the heater.  
"Emily, stay away from the heater. It's hot!"

Now she goes out.  
She runs on the icy ground.  
"Watch out, Emily! Walk slowly on the ice. It's slippery."  
Emily smiles and says, "Thank you, my robot."

▶ Let's write the meaning of the hard words from the story.

Words and Their Meaning





-----

-----

-----

-----

## Role Playing

1. Listen to the story.  45
2. Listen again and read aloud.  46
3. Role play with your friends!

▶ Choose a role. Write your name in the blank.

### Special Coats



Many animals get ready for the cold winter.



How?



Some animals change their coats.



That's interesting. What animals change their coats?



Arctic foxes, arctic hares, and weasels do.



Wow. How do their coats change?



Their coats turn white. Their white coats are also thick and long.



Are they warm too?



Yes, they are.





Amazing! The animals live with the white coats in winter, don't they?



Yes, they do.

## Dramatic Reading

1. Listen to the story.  48
2. Listen again and read aloud.  49
3. Read again with different emotions!

## The Lion and the Mouse

A lion grabs a little mouse between his claws.

**Mouse** Please let me go. I will help you someday.

**Lion** Hmm, okay.

The next day, the mouse meets the lion again.  
The lion is in a hunter's net.

**Lion** Help me!

The mouse begins to bite the net.  
Finally the lion is free!

**Lion** Thank you!

Help your friends.  
Then they will help you.

► Choose the emotion.



happy



sad



angry