

Name: _____

Date: _____

1 Flip a coin. Then ask and answer.

START!

+1

+2

-1

+1

Front side Move forward 1 space.

Back side Move forward 2 spaces.

+3

+1

+2

Go back to Start!

+1

WOW!

-1

+1

+2

FINISH!



What do you see?

I see bees.



SCORE	
Team A	Team B

2 Play a bingo game.

Bingo		



Who plays with you?

My aunt plays with me.



Cut picture cards.

 grandfather	 uncle	 grandmother	 aunt	 dog
 father	 mother	 sister	 brother	

Instructions for Teachers

1

- ★ **Materials:** a coin, two game pieces
- ★ **Grouping:** two teams
- ★ **Instructions:** ① Divide the class into two teams.
 - ② Have one student from each team play rock-paper-scissors to decide which team starts first.
 - ③ S1 flips the coin and moves the game piece to the corresponding space.
 - ④ One of S1's teammates asks S1 the question 'What do you see?'
 - ⑤ If S1 answers correctly, the team gets the allotted points for that space.
If S1 answers incorrectly, they go back to where they were before their turn.
 - ⑥ Have each team take turns flipping the coin and asking questions.
 - ⑦ The team with the most points at the end wins.

2

- ★ **Materials:** scissors, glue, pencils
- ★ **Grouping:** whole-class
- ★ **Instructions:** ① Have students cut out the picture cards and randomly glue them on the game board.
 - ② Ask the class 'Who plays with you?'
 - ③ Students should raise their hands to answer the question.
 - ④ When S1 answers, students identify the correct picture and mark it on their game board with their pencils.
 - ⑤ If a student has a row of pictures covered diagonally, horizontally, or vertically, they should say *Bingo*.
 - ⑥ The first student who says *Bingo* wins the game.

Name: _____

Date: _____

1 Pick a card. Find and ask.

+1



We _____ together.

+2



We _____ together.

+3



Don't stand on the _____.

+4



Don't _____ your friends.

+3



We _____ together.

+2



Don't _____ your friends.

+1




Don't _____ sand.


+4



We _____ together.




What do you do together?



What do you want to say to the boy?



We sing together.

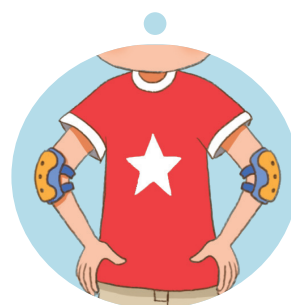


Don't push your friends.

Which team wins the game?

Team A	<input type="text"/>	points
Team B	<input type="text"/>	points

2 Match and speak.



He hides behind the gate.

Wear your sneakers.



2-2



Paul, wear your helmet.

Jessie, wear your knee pads.

Paul, wear your elbow pads.

Jessie, wear your sneakers.

He hides behind the gate.

She hides behind the fence.

He hides behind the bench.

She hides behind the tree.

Instructions for Teachers

1

- ★ **Materials:** a box, flashcards (B2-Units 05, 06)
- ★ **Grouping:** two teams
- ★ **Instructions:** ① Put the flashcards in the box.
② Divide the class into two teams and decide which team will start by playing rock-paper-scissors.
③ S1 picks a card out of the box and finds the corresponding picture on the worksheet.
④ One of S1's teammates asks a question and S1 should answer the question.
⑤ If S1 answers correctly, the team gets the allotted points for that space.
⑥ Have each team take turns picking cards and asking questions.
⑦ The first team to reach 10 points wins the game.

2

- ★ **Materials:** scissors, pencils, a box, material 2-2
- ★ **Grouping:** pairs
- ★ **Instructions:** ① Have each pair cut the sentence strips (material 2-2) and put them in a box.
② Have each student pick 4 sentence strips from the box.
③ Determine which student will read the sentence first by playing rock-paper-scissors.
④ S1 chooses one sentence and reads it aloud.
⑤ S2 listens to the sentence and draws a line from Paul (or Jessie) to the correct picture, and then repeats the sentence.
⑥ Have each pair take turns reading sentences and matching the correct pictures.
⑦ The teacher moves around the classroom to ensure that students are using the correct language and keeping on task.

Name: _____

Date: _____

1 Look and write an O or an X. Then correct the wrong sentences.

A



She makes the floor.



He sweeps the floor.



He opens the window.

B



He mops the floor.



She packs her tube.



He makes marbles.

C



She packs her shoes.



She packs her shovel.



He sweeps the floor.

D



He makes the bed.



She packs her shovel.



He mops the window.

2 Cut out the pictures. Pick a flashcard and match to the right picture.



What do you grow?

I grow some eggplants.





How many eggplants are there?

There are two eggplants.



Cut picture cards.



Name: _____

Date: _____

1 Flip a coin. Then ask and answer.

START! (+1) (+1) (+3) (-1) (+2)

Go back to Start!

BOOM! (+1)

WOW! (+1)

BOOM! (-2) (+2) (+3)

FINISH!

Front side: Move forward 1 space.

Back side: Move forward 2 spaces.



What do you want?

I want some cookies.



SCORE	
Team A	Team B

2 Turn over two cards. Then ask and answer.



Where do you go?



I go to the library.



Cut memory cards.

 <p>library</p>	 <p>library</p>
 <p>pet shop</p>	 <p>pet shop</p>
 <p>supermarket</p>	 <p>supermarket</p>
 <p>playground</p>	 <p>playground</p>
 <p>park</p>	 <p>park</p>

Instructions for Teachers

1

- ★ **Materials:** a coin, two game pieces
- ★ **Grouping:** two teams
- ★ **Instructions:** ① Divide the class into two teams.
 - ② Have one student from each team play rock-paper-scissors to decide which team starts first.
 - ③ S1 flips the coin and moves their game piece to the corresponding space.
 - ④ One of S1's teammates asks the question 'What do you want?'
 - ⑤ If S1 answers correctly, the team gets the allotted points for that space.
If S1 answers incorrectly, they go back to where they were before their turn.
 - ⑥ Have each team take turns flipping the coin and asking questions.
 - ⑦ The team with the most points at the end wins.

2

- ★ **Materials:** memory cards, scissors
- ★ **Grouping:** pairs
- ★ **Instruction:** ① Each pair of students cuts out memory cards and turns them over with the picture side facing down.
 - ② Have each pair play rock-paper-scissors to decide who goes first.
 - ③ S1 turns over two cards.
 - ④ If the cards match, S2 asks a question based on the cards and S1 answers and keeps the matching cards.
(If the cards do not match, S1 turns them over again and S2 chooses two other cards to turn over.)
 - ⑤ The students take turns turning over cards and asking and answering questions.
 - ⑥ The student who collects the most matching cards wins the game.