




[Sample] Daily Lesson Plan

Day	1 2 3 4 5 6 7 8 9 10 11 12 13 14 15 16 17 18 19 20 21 22 23 24
Unit	Unit 11 A Customer Complaint
Subject/Genre	Science / Fiction
Duration	50 minutes
Objectives	<ol style="list-style-type: none"> 1. Students will understand and apply the key words. 2. Students will be able to comprehend and evaluate the reading passage. 3. Students will be able to independently write a topic-related paragraph. 4. Students will be able to independently present and support their opinions related to the topic.
Key Words	complaint, water vapor, stale, seal, crispy, transport
Main Idea	Nitrogen gas is used to fill the snack bags and keep chips fresh.
Background Information	<ul style="list-style-type: none"> - Nitrogen Cycle, Nitrogen Fixation - Explanation in animation - Elements for Kids: Nitrogen
Materials	Student book (pp. 70-75), Workbook (pp. 24-25), Audio (Tracks 32-34) Unit 10 Word worksheet, Unit 11 PPT materials, Further Reading handout, Speaking worksheet 3

■ Procedure

Step	Activities	Materials	Time
Introduction	1. Greeting - Greet the class.	WB (pp. 22-23) Unit 10 Word worksheet	3 min.
	2. Review - Check homework. - Have students (Ss) complete Unit 10 Word worksheet to review the key words from the previous lesson.		
Main Lesson	1. Warm-Up - Have Ss open to p. 70 in their SB. - Look and read the title together. - Have Ss discuss the picture. - Ask Ss the warm-up question. - Have Ss predict what the unit will be about.	SB (p. 70)	6 min.
	[Optional Activity with PPT material] - Direct Ss' attention to the PPT. - Briefly introduce the topic of the video clip. - Have Ss watch the video clip. - Have Ss discuss the video clip and ask follow-up questions.	Unit 11 PPT material 1 	
	2. Key Words - Have Ss look at p. 71 in their SB. - Have Ss listen to the CD (Track 32) and look at the pictures. - Have Ss listen to the CD again and repeat the words. - As a class, have Ss read each word aloud. - Give Ss enough time to complete Activity B. - Check the answers together.	SB (p. 71) CD (Track 32)	8 min.

	<p>3. Reading</p> <ul style="list-style-type: none"> - Have Ss listen to the CD (Track 33). - Introduce the new words and phrases from the section, More Words and Phrases. - Have Ss listen to the CD (Track 34) and read aloud by repeating after each sentence. - Ask Ss to clarify the main idea of the reading passage. - Ask Ss a few detailed comprehension questions. - Have Ss work in pairs to discuss the "Think about it" question, and then ask a few Ss to share their answers with the class. 	<p>SB (pp. 72-73) CD (Track 33)</p> <p>CD (Track 34)</p>	<p>10 min.</p>
	<p>[Optional Activity with PPT material]</p> <ul style="list-style-type: none"> - Prepare the Further Reading handout before class. - Direct Ss' attention to the PPT. - As a class, have Ss read the title aloud. - Give Ss the Further Reading handout. - Briefly introduce the topic of the Further Reading passage. - Have Ss discuss the pictures in the PPT slide. - Have Ss independently read the passage. - Have Ss discuss the passage and ask follow-up questions. 	<p>Unit 11 PPT material 2, Further Reading handout</p> 	
	<p>4. Comprehension</p> <ul style="list-style-type: none"> - Give Ss enough time to complete Comprehension Activities A-D. - Check the answers together. 	<p>SB (pp. 74-75)</p>	<p>10 min.</p>
	<p>5. Wrap-Up: Link to Write</p> <ul style="list-style-type: none"> - Explain the theme of the writing activity and go over the example if one has been provided. - Give Ss enough time to write their own paragraphs. - Have Ss work in pairs to discuss their answers. - Ask a few Ss to share their paragraph with the class. 	<p>SB (p. 75)</p>	<p>10 min.</p>
	<p>[Optional Activity with Speaking worksheet]</p> <ul style="list-style-type: none"> - Prepare the Speaking worksheet handout before class. - Have Ss share the activity cards in pairs. - Have Ss look at the pictures and ask and answer questions about the complaints related to the items or services. - Have Ss make a presentation on complaints they have about certain items or services. 	<p>Speaking worksheet 3</p> 	
<p style="writing-mode: vertical-rl; transform: rotate(180deg);">Closure</p>	<p>1. Review</p> <ul style="list-style-type: none"> - Ask Ss to discuss what they have learned in class today. <p>2. Homework</p> <ul style="list-style-type: none"> - Assign homework from the workbook. 	<p>WB (pp. 24-25)</p>	<p>3 min.</p>