

# First Nonfiction Reading

Lucas Foster



# UNIT OVERVIEW

## ★ Student Book

### Big Question

This helps the teacher to get students thinking about the topic and understand what they are about to learn. It's a great preview activity for students to start learning vocabulary.

### Read

Realistic fiction passages explore a large range of interesting topics rooted in nonfiction concepts. This helps students smoothly transition from fiction reading to nonfiction reading. All of the words in the reading are leveled and controlled so that students can gradually and steadily improve their reading ability. Key words are highlighted, and phonics concepts are presented with red text to help students focus on the main learning objectives of each unit. The last sentence of each passage is a fun, natural English expression that students learn in the context of the passage and can use in real life in the appropriate context.

Unit 8 Family Picnic

**Big Question**  
What is the family doing?

**Key Words**  
dad, mom, brother, sister

**Phonics Words**  
cook, food

**Sight Words**  
picnic, chair

**Read**

It's a very nice day.  
Let's have a family picnic.

What's your **dad** doing?  
He's **cooking** the **food**.

What's your **mom** doing?  
She's sitting in the chair.

What's your **sister** doing?  
She's playing with the ball.

What's your **brother** doing?  
He's flying a kite.

What's your dog doing?  
He's sitting on the ground.

**The food smells great!**

**Quick Check**  
Circle the people in the family.

### Key Words

Key words build students' core vocabulary around the topic of each unit. Students can use the key words along with the grammar pattern to read, understand, and speak about the topic.

### Phonics Words & Sight Words

Phonics and sight words are selected to develop students' reading fluency. Phonics words help students review phonics rules and help them transition from emergent to early-level reading ability by reviewing, comparing, and contrasting phonics sounds. Sight words help students quickly recognize whole words and their meaning.

### Quick Check

This exercise ensures that students understand points and details from the reading.



## Comprehension

This checks the students' understanding of the main idea and the details in the reading passage. By answering these questions, students develop and demonstrate their comprehension of the reading.


## Sentence Practice

This helps students to reconstruct key grammatical patterns from the passage along with the key words.


### Comprehension


**★ Choose the correct answer.**

1. This story is about \_\_\_\_\_.

a.  a family      b.  friends

2. What's your \_\_\_\_\_ doing? He's cooking the food.


a.  brother      b.  dad

3.  He's \_\_\_\_\_.


a. sitting on the ground      b. flying a kite

### Sentence Practice

**★ Circle and write.**


1.  a. He fly a kite.  
b. He's flying a kite.

2.  a. She's playing with a ball.  
b. She's play a ball.


3.  a. She sitting a chair.  
b. She's sitting on a chair.

### Key Words Practice


**★ Say, write, and match.**

1.  a. 

d		
---	--	--

2.  b. 

m		
---	--	--

3.  c. 




b	r				
---	---	--	--	--	--

4.  d. 

s	i				
---	---	--	--	--	--

### Speaking Skills

**★ Look and speak.**

1.  2.  3.  4. 

What is your doing?      He's/She's \_\_\_\_\_.

## Key Words Practice

Students strengthen and solidify their vocabulary by reviewing key words after the reading.

## Speaking Skills

Students consolidate and utilize the language they learn in the unit and practice speaking with short, simple dialogues.

# ★ Workbook

## Key Words

Students practice writing by reviewing and solidifying their understanding of key words.

Unit 8 **Family Picnic**

**Key Words**

★ Match and trace.

1. 	a. <u>mom</u>
2. 	b. <u>brother</u>
3. 	c. <u>dad</u>
4. 	d. <u>sister</u>

**Key Sentences**

★ Write.

What's your brother doing?



1. \_\_\_\_\_ your brother doing?

2. What's \_\_\_\_\_ brother doing?

3. What's your \_\_\_\_\_ doing?

4. What's your brother \_\_\_\_\_ ?

5. \_\_\_\_\_ ?

18 19

## Key Sentences

Students recall key sentence patterns by writing them with the correct structures.

# Word List

Students can review all of the words they have learned in each unit. They can build confidence by keeping track of how many words they learn in total.



Key Words List



Phonics Words List



Sight Words List

# Detachable flashcards

Detachable flashcards provide students with a quick, easy, and fun way to learn, study, and remember all of the key words and sight words from each unit.



Key Words Flashcards



Sight Words Flashcards

# SCOPE AND SEQUENCE

Title	Nonfiction Learning Point	Key Words				Phonics Focus
<b>Unit 1</b> What Can You Draw?	Math: Observe and understand how many sides common shapes have.	side	roof	door	window	Comparing sounds double-letter vowel: -oo- and -ou-
<b>Unit 2</b> Let's Travel	Science: Learn about different animals and their habitats.	sea	jungle	desert	forest	Contrasting sounds double-letter vowel: -ea-
<b>Unit 3</b> Playtime at School	Social Studies: Think about playing and making decisions together.	spring horse	jungle gym	monkey bars	climbing net	Comparing sounds double-letter consonant: -ch- and -ck
<b>Unit 4</b> A Special Bird	Science: Learn about the body parts of birds.	special	good	long	sharp	Comparing sounds single-letter vowel -ow- and double-letter vowel -ou-
<b>Unit 5</b> Where Is It?	Science: Learn about places outside.	bush	fence	rock	pond	Contrasting sounds double-letter vowel: -ou-
<b>Unit 6</b> Dinner Time	Social Studies: Learn about contributing to household duties and work.	cup	fork	spoon	plate	Contrasting sounds double-letter vowel: -ow- and -ow
<b>Unit 7</b> Fruit Salad	Social Studies: Learn about healthy and delicious foods.	apricot	banana	cherry	kiwi	Contrasting sounds double-letter vowel: -ui-
<b>Unit 8</b> Family Picnic	Social Studies: Understand the importance of family time and leisure.	dad	mom	sister	brother	Contrasting sounds double-letter vowel: -oo-
<b>Unit 9</b> My Pet Dog	Science: Observe and compare similarities in the appearance of different animals.	panda	zebra	skunk	cow	Comparing sounds double-letter consonant <i>wh</i> , and long vowel <i>o-e</i>
<b>Unit 10</b> Push or Pull	Science: Compare the difference between two different physical forces.	rope	cart	wagon	scooter	Contrasting sounds double-letter consonant: -sh and -st-
<b>Unit 11</b> Ready for School	Social Studies: Think about what is necessary to prepare oneself for school.	pencil	book	crayon	scissors	Comparing sounds double-letter consonant <i>wr-</i> , and single-letter consonant <i>r-</i>
<b>Unit 12</b> Camping Trip	Social Studies: Learn about nature activities.	tent	campfire	marshmallow	flashlight	Comparing sounds long vowel: -ite and -ight
<b>Unit 13</b> The Music Parade	Music: Learn the names of different instruments.	horn	drum	whistle	cymbal	Contrasting sounds short vowel -y-, and long vowel -y
<b>Unit 14</b> In the Forest	Science: Learn about different animals that dwell in the forest.	worm	squirrel	butterfly	robin	Comparing sounds short vowel: <i>aw/</i> and <i>all</i>
<b>Unit 15</b> Wild Animal Safari	Science: Learn about wild animals.	hippo	flamingo	alligator	gorilla	Contrasting sounds single-letter consonant: -g (hard) and -ge (soft)
<b>Unit 16</b> Let's Play Basketball	Science: Learn about human body parts.	hands	arms	legs	feet	Contrasting sounds single-letter vowel: -ow



Phonics Words		Sight Words		Speaking Skills		Natural Expression
door	four	draw	too	Let's draw a _____.	It is a _____. It has _____ side(s).	Wow! It looks great!
bear	seal	to	live	① Let's travel to the _____. ③ _____ live there.	② What lives in the _____?	Let's travel!
school	back	should	bell	Where should we play?	Let's play on the _____.	Hurry up!
owl	out	very	well	What can owls do?	They have _____. They can _____ very well.	Owls can say hoo-hoo!
could	found	behind	under	Is it _____ the _____?	No, it is not there.	Here it is!
bowl	now	table	beside	How can we help?	Get the _____. Put it/them _____ the _____.	Let's eat!
fruit	quick	here	cut	What do we need?	We need some fresh _____. Here are some _____.	Delicious!
cook	food	picnic	chair	What is your _____ doing?	He's / She's _____.	The food smells great!
white	one	other	most	What other animals are black and white?	_____ are black and white.	Good doggy!
push	strong	thing	pull	What can we push or pull?	We can push/pull a _____.	Whew . . . now we are tired.
write	read	backpack	ready	What's in your backpack?	I have my _____. I am ready to _____.	Don't be late!
campsite	bright	toast	pretty	What should we do at the campsite?	We should _____.	Good night! Sleep tight!
cymbal	shiny	music	join	① What can you hear? ③ How do they look?	② I can hear the _____. ④ The _____ are _____.	Let's join along!
crawl	all	air	dirt	Where do you see _____?	They _____ in/on the _____.	What a nice day!
big	huge	left	right	Look to the left/right. What's that?	That's a _____.	Let's go look for some more animals.
how	throw	basketball	win	How can you play?	You can/can't _____ with your _____.	You win!