

# The Two Pots

Aesop



Series Editor Rob Waring

# The Two Pots

Aesop



## ✧ Table of Contents ✧

### Before Reading

Think Ahead .....	2
-------------------	---

### During Reading

Sound Patterns .....	3
Words to Know .....	4
Meet the Characters .....	6
Comprehension .....	8

### After Reading

Review Quiz .....	12
Fluency .....	14
Book Report .....	15
Key Words and Phrases .....	16

# Think Ahead

Before Reading

Let's talk about opposites. Cut and paste.

hard

soft

hot

cold

tall

short

day

night

**A** Match the words that have the same beginning sounds.

1

strong

•

floor

2

flood

•

frog

3

break

•

street

4

friend

•

bread

**B** Say each word three times.

# Words to Know

During Reading

**A** Circle and say the word for each picture. Then write the words.

1



---

---

---

2



---

---

---

3



---

---

---

4



---

---

---



**B** Look and write the missing words. Use the Word Bank.

Word Bank

fun

sad

have

break

1



The pots \_\_\_\_\_ a nice home.

2



"I'm \_\_\_\_\_ and nice!" says the strong pot.

3



"You are not careful! You will \_\_\_\_\_ me!" says the weak pot.

4



The strong pot is \_\_\_\_\_.

# Meet the Characters

During Reading

**A** Who is who? Match and write.

1



2



Strong Pot

Weak Pot

Be careful!

This is fun!

I'm fun! I'm nice!

Don't break me!

**B** What are they saying? Cut and paste. Say the sentences.

1



2





# Comprehension

During Reading

**A** Look and circle (○) True or False.

1



One pot is strong. The other pot is weak.

True

False

2



The strong pot thinks it's fun to be in the water.

True

False

3



The weak pot wants to be friends with the strong pot.

True

False

4



The strong pot is careful.

True

False

**B** Look and check (✓) the correct answers.

**1** What takes the pots away?

- A flood
- A woman

**2** Where are the pots?

- In the water
- In the sky



**3** Who makes a good friend for the strong?

- The strong
- The weak

**4** Why are weak pots good together?

- They are careful together.
- They have fun together.



**C** Write the correct words. Use the Word Bank.

1



Word Bank

pots  
strong

Some pots are

.

Some

are weak.

2

Word Bank

water  
weak



The pots are together in the

.

One pot is


.

**D** Match the cause to its effect. Cut and paste.

Cause


Effect

1




One day, a flood comes.

1



The strong pot is sad.

2



"I don't want to be your friend," says the weak pot.

2



The water takes the two pots away.


# Review Quiz

After Reading

**A** Who am I? Cut and paste.



I want to be your friend!



You are not careful!  
You will break me!

**B** Circle (○) the best answer.

- 1 A (flood / wind) takes the pots away.
- 2 The two pots are (away / together) in the water.
- 3 "This is (fun / weak)!" says the strong pot.
- 4 "Be (sad / careful)! Don't break me!" says the weak pot.



**C** Match the two parts of the sentence.

- |                         |   |                             |
|-------------------------|---|-----------------------------|
| 1 The two pots have     | ● | ● a nice home.              |
| 2 The strong pot thinks | ● | ● not strong.               |
| 3 The weak pot is       | ● | ● is sad.                   |
| 4 The strong pot        | ● | ● it is fun to be together. |

**D** Choose the correct answer.

1



What fills the woman's house with water?

- a. A flood
- b. The pots

2



What does the strong pot want to do?

- a. Be friends
- b. Be weak

**E** Cut and paste the pictures in order.

1



A flood takes the pots away.

2



The strong pot wants to be friends with the weak pot.



4



The strong make good friends for the strong.

3



The weak pot does not want to be friends with the strong pot.



Say the sentences. Read the big words with a loud voice.



"But I'm **fun!** And I'm **nice!**" says the strong pot.



"You are **not careful!** You will **break** me!" says the weak pot.

Name

Date

Book Title



Draw a picture you like from the book.

A large rectangular area with a decorative border of small diamond shapes, intended for drawing a picture from the book.

Write a sentence from the book for this picture.

---

---

---

Lesson

Complete the lesson you learned from the story.  
Circle (○) the best word.

People who are similar in character make (bad / good) friends.



# ★ Key Words and Phrases ★

The water **takes** the two pots **away**.

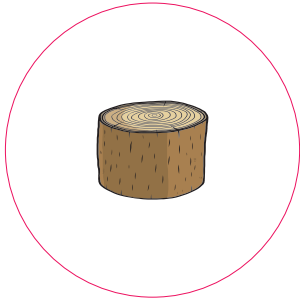



"**Be careful!**" says the weak pot.

The weak pot is **not strong like** the strong pot.



The strong **make good friends for** the strong.



I am not strong like you.

Do you want to be my friend?



