

e-future Classic Readers



Cupid, the Bad Boy

Hans Christian Andersen



Series Editor Rob Waring

Cupid, the Bad Boy

Hans Christian Andersen



✧ Table of Contents ✧

Before Reading

Think Ahead	2
-------------------	---

During Reading

Sound Patterns	3
Words to Know	4
Meet the Characters	6
Comprehension	8

After Reading


Review Quiz	12
Fluency	14
Book Report	15
Key Words and Phrases	16

Think Ahead

Before Reading

Let's talk about how we can show love. Cut and paste.

[Blank dashed box for writing]



You look nice today.

[Blank dashed box for writing]



[Blank dashed box for writing]



[Blank dashed box for writing]



A Match the words that have the same beginning sounds.

1

there

•

shoes

2

drink

•

free

3

shoot

•

they

4

friend

•

dry

B Say each word three times.

Words to Know

During Reading

A Circle and say the word for each picture. Then write the words.

1




2



3



4





B Look and write the missing words. Use the Word Bank.

Word Bank

laughs

hears

puts

hits

1



Mr. Andersen _____ a
sound at the door.

2



Mr. Andersen _____ the
boy by the fire.

3



The arrow _____
Mr. Andersen.

4



The boy _____ and runs
away.

Meet the Characters

A Who is who? Match and write.

1



2



Cupid

Mr. Andersen

Drink this. Eat this.

Look at this.

What's your name?

My name is Cupid.

B What are they saying? Cut and paste. Say the sentences.

1



2




Comprehension

During Reading

A Look and circle (○) True or False.

1



The boy is cold and wet.

True

False

2



Cupid writes a story.

True

False

3



Cupid shoots men and women.

True

False

4



Cupid doesn't want to shoot you.

True

False

B Look and check (✓) the correct answers.

1 Who is at the door?

- A boy
- A girl

2 Whose home is he at?

- Cupid's home
- Mr. Andersen's home



3 What is the boy's name?

- Cupid
- Mr. Andersen

4 What does the boy shoot Mr. Andersen with?

- An arrow
- A pen



C Write the correct words. Use the Word Bank.

1



Word Bank

bow
name

"My is Cupid," says the boy. "What is this?" asks Mr. Andersen, looking at the .

2

Word Bank

bad
shoots




Cupid your friend's mother and father! And your grandmother, too! Cupid is a very boy.

D Match the cause to its effect. Cut and paste.


Cause

1



One night, a cold and wet boy stands at a man's door.

Effect




The man puts the boy by the fire.

2



The boy shoots an arrow at the man. He writes a story about the bad boy.




Many people read the story. But that does not stop Cupid.

Review Quiz

After Reading

A Who am I? Cut and paste.

1



Look at this.

2



He is a bad boy.

B Circle (○) the best answer.

- 1 Mr. Andersen puts Cupid by the (fire / door).
- 2 Cupid has a (ball / bow).
- 3 Cupid (shoots / chases) an arrow at Mr. Andersen!
- 4 Many people (sing / read) the story about Cupid.



C Match the two parts of the sentence.

- | | | |
|-----------------------|---|------------------------|
| 1 Mr. Andersen hears | ● | ● shoot you. |
| 2 Mr. Andersen writes | ● | ● a sound at the door. |
| 3 Cupid shoots | ● | ● a story about Cupid. |
| 4 Don't let Cupid | ● | ● men and women. |

D Choose the correct answer.


1



Why does Mr. Andersen bring the boy into his house?

- a. To help the boy
- b. To read to the boy

2



What does Cupid shoot people with?

- a. A bow and arrow
- b. A boy and a girl

E Cut and paste the pictures in order.

1



Cupid shoots Mr. Andersen with an arrow.

2



Mr. Andersen writes a book about the Cupid.

4



Don't let him shoot you!

3



Cupid shoots young and old people with his arrows.

Say the sentences. Read the big words with a loud voice.



"**He** is a **bad boy!**" says Mr. Andersen.
"I will **write** a **story.**"



Don't let him **shoot** you!

Name

Date

Book Title



Draw a picture you like from the book.

A large rectangular area with a decorative dotted border, intended for drawing a picture from the book.

Write a sentence from the book for this picture.


Lesson

Complete the lesson you learned from the story.

Circle (○) the best word.


(Love / Fire) conquers all.

★ Key Words and Phrases ★



One night, Mr. Andersen **hears a sound at the door.**

Mr. Andersen **puts** him **by the fire.**



I will **tell** people **about** that bad boy.

Don't **let** him **shoot** you!



help a friend

give a hug

have fun together

say something nice

I will tell people about that bad boy.

I'm cold.



