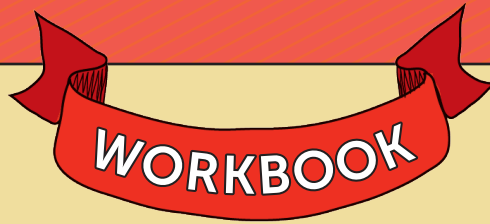


e-future Classic Readers



# The Red Shoes

Hans Christian Andersen



Series Editor Rob Waring

# The Red Shoes

Hans Christian Andersen



## ✧ Table of Contents ✧

### Before Reading

Think Ahead .....	2
-------------------	---

### During Reading

Sound Patterns .....	3
Words to Know .....	4
Meet the Characters .....	6
Comprehension .....	8

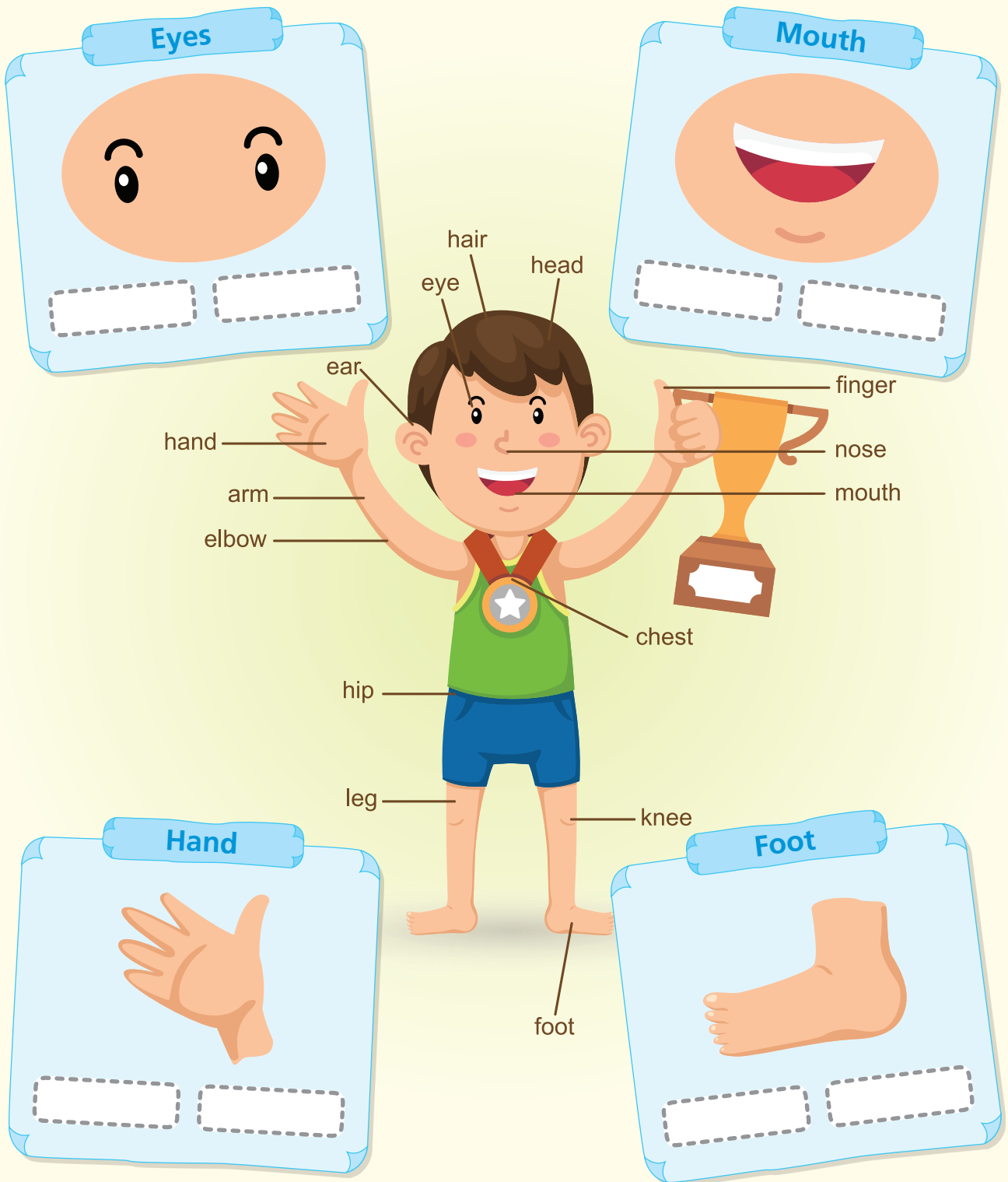
### After Reading

Review Quiz .....	12
Fluency .....	14
Book Report .....	15
Key Words and Phrases .....	16

# Think Ahead

Before Reading

Let's talk about actions and body parts. Cut and paste.



**A** Match the words that have the same beginning sounds.

1

shoes

•

slow

2

church

•

start

3

stop

•

change

4

sleep

•

show

**B** Say each word three times.

# Words to Know

During Reading

**A** Circle and say the word for each picture. Then write the words.

1



---

---

---


2



---

---

---



3



---

---

---

4



---

---

---

**B** Look and write the missing words. Use the Word Bank.

Word Bank

tired

poor

wears

takes

1



Karen is a \_\_\_\_\_ girl.

2



Karen \_\_\_\_\_ the red shoes to church.

3



Karen is very \_\_\_\_\_.

4



Karen \_\_\_\_\_ off her shoes.

# Meet the Characters

**A** Who is who? Match and write.

1



2



Old Woman

Karen

I like these red shoes.

Do not wear red shoes in church.

Stop dancing, shoes!

**B** What are they saying? Cut and paste. Say the sentences.

**1**



**2**





# Comprehension

During Reading

**A** Look and circle (○) True or False.

1



An angel wants red dancing shoes.

True

False

2



The shoes cannot stop talking.

True

False

3



Karen is very tired.

True

False

4



An angel gives Karen roses.

True

False

**B** Look and check (✓) the correct answers.

**1** Where does the girl wear the red shoes?

- In church
- In school

**2** Do the people like to see her shoes there?

- Yes
- No



**3** What does the girl break?

- Her shoes
- Her legs

**4** Why won't the shoes stop dancing?

- The girl loves to dance.
- The shoes are magic.

**C** Write the correct words. Use the Word Bank.

1



Word Bank

broken  
crutches

Karen takes off her shoes, but her legs are .

Now she walks with .

2

Word Bank

church  
free



Karen is now  from the red shoes.


She can go to  and say sorry.

**D** Match the cause to its effect. Cut and paste.

Cause

Effect

1




People tell Karen not to wear the red shoes in church. But she does not listen.



Karen is now free from the red shoes.

2



An angel gives Karen some roses.



The shoes do not stop. Karen's legs are broken.

# Review Quiz

After Reading


**A** Who am I? Cut and paste.

1



Take these roses.

2



Thank you, Angel.

**B** Circle (○) the best answer.

- 1 "Red shoes are not for (church / party)," others say.
- 2 Karen's legs are (red / broken).
- 3 Karen walks with (crutches / friends).
- 4 An angel gives Karen some (shoes / roses).



**C** Match the two parts of the sentence.

- |                      |   |                            |
|----------------------|---|----------------------------|
| 1 Karen cannot stop  | ● | ● sorry.                   |
| 2 Karen wants to say | ● | ● at home.                 |
| 3 Karen stays        | ● | ● the shoes from dancing.  |
| 4 Karen is now       | ● | ● free from the red shoes. |

**D** Choose the correct answer.

1



Are the red shoes good or bad?

- a. Good
- b. Bad

2



What makes the magic leave the red shoes?

- a. Magic words
- b. Flowers

**E** Cut and paste the pictures in order.

1



The shoes start dancing and don't stop.

2



Karen breaks her legs.



3



An angel comes to Karen and takes away the magic.



4



Now Karen can go to church and say sorry.

Say the sentences. Read the big words with a loud voice.



"**Red shoes** are **not** for **church**,"  
others say.



"The **shoes** are **not dancing!**"  
says Karen.

Name

Date

Book Title



Draw a picture you like from the book.

A large rectangular area with a decorative dotted border, intended for drawing a picture from the book.

Write a sentence from the book for this picture.

---

---

---

Lesson

Complete the lesson you learned from the story.  
Circle (○) the best word.

Listen to (advice / music) and obey elders.



## ★ Key Words and Phrases ★



The shoes **take** Karen **to** the forest.

Karen **walks with crutches**.



The red shoes **stop** her **from going** to church.

Karen **is now free from** the red shoes.



eat

dance

walk

write

watch

talk

draw

read

These roses will stop  
the magic shoes.

Please stop dancing.  
I'm so tired.



