

The Mail Comes to Main Street

Write the words and then match them to the correct pictures.

mail

mail

carrier

carrier

count

count

bookstore

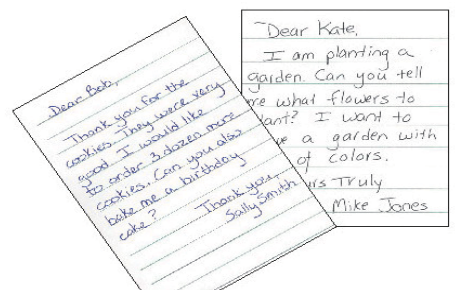

bookstore

bakeshop

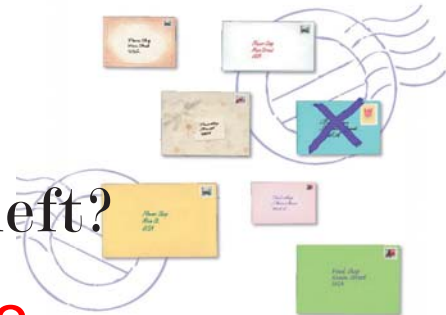
bakeshop

letters

letters



Write the correct words on the blanks.
Then write the sentences again.



1. How many letters does Dan have left?

How many letters does Dan have left?

2. First, Dan stops at the bakeshop.

First, Dan stops at the bakeshop.



3. Next, Dan goes to the flower shop.

Next, Dan goes to the flower shop.



4. Next, Dan goes to the pet shop.

Next, Dan goes to the pet shop.



5. Now Dan goes to the bookstore.

Now Dan goes to the bookstore.



Write the questions from the story.

1. How many letters does Dan have now?

He has ten letters left in his bag.

2. How many letters does Dan have left?

He has seven letters left in his bag.

3. How many letters does Dan have left?

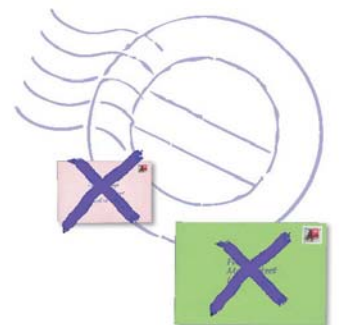

He has six letters left in his bag.

4. How many letters does Dan have left?

He has two letters left in his bag.

5. How many letters are left in his bag?

He has none.



Fill in the blanks with people and things they can carry in their bags.
Then write the sentences again and draw pictures.



1. Dan carries letters in his/her bag.

Dan carries letters in his bag.

2. Tom carries books in his/her bag.

Tom carries books in his bag.

3. Mom carries pencils in his/her bag.

Mom carries pencils in her bag.

4. Dad carries a notbook in his/her bag.

Dad carries a notbook in his bag.

5. My sister carries toys in his/her bag.

My sister carries toys in her bag.

Tom, Sarah, Mom, Dad, My sister, My friend,
The doctor, The student
books, pencils, a notebook, an MP3 player,
toys, medicine

Ready for Fall

Write the words and then match them to the correct pictures.

the children



the children

Elmwood Tree

Elmwood Tree

Flapper Bird

Flapper Bird



Fill in the blanks with the correct words.
Then write the sentences again.


1. “The other trees have new colors,”
said Elmwood.

“The other trees have new colors,said Elmwood.”



2. “Your leaves hide my nest,”
said Flapper.

“Your leaves hide my nest,” said Flapper.



3. “Your leaves make shade,”
said the children.

“Your leaves make shade, said the children.”




4. “My leaves are gone!”
said Elmwood.

“My leaves are gone!” said Elmwood.



5. Flapper said, “The children will return,
Elmwood.”

Flapper said,“The children will return, Elmwood.”



Fill in the blanks with the past tense verbs.
Then write the sentences again.


1. **blow** ⇒ **blew**



A cool wind blew one day.

A cool wind blew one day.

2. **have** ⇒ **had**



The other trees had yellow and red leaves.

The other trees had yellow and red leaves.

3. **fall** ⇒ **fell**



The leaf fell to the ground.

The leaf fell to the ground.

4. **make** ⇒ **made**



Flapper Bird made a nest in Elmwood.

Flapper Bird made a nest in Elmwood.

5. **are** ⇒ **were**



Elmwood's tree branches were full of leaves.

Elmwood's tree branches were full of leaves.

Fill in the blanks with places the children can play.
Then write the sentences again and draw pictures.

1. Many children played under Elmwood.

Many children played under Elmwood.



2. Many children played in the park.

Many children played in the park.



3. Many children played on the swings.

Many children played on the swings.




4. Many children played at the beach.

Many children played at the beach.



5. Many children played in the pool.

Many children played in the pool.



in the park, on the swings, at the beach, in the pool,
with the toys

Summer to Fall

Write the words and then match them to the correct pictures.

chilly

chilly

sunny

sunny

rake

rake

summer


summer

outside

outside

fall

fall



Fill in the blanks with the correct words.
Then write the sentences again.

1. These animals take the food to a
save place.



These animals take the to a save place.

2. Now the days are very long.



Now the days are very long.

3. The days are chilly and windy in
fall.



The days are chilly and windy in fall.

4. We see bright colors on the trees.



We see bright colors on the trees.

5. The sky is sunny today.



The sky is sunny today.

Circle the correct forms of the verbs.
Then write the sentences again.

1. The air ~~feel~~/feels colder.

The air feels colder.



2. We ~~see~~/sees green all around us.

We see green all around us.



3. They ~~save~~/saves food for winter.

They save food for winter.



4. Fall ~~have~~/has many sunny days.

Fall has many sunny days.



5. The leaves ~~turn~~/turns to orange, red, and gold.

The leaves turn to orange, red, and gold.



Fill in the blanks with things you can wear.
Then write the sentences again and draw pictures.

1. We can wear jackets .

We can wear jackets.



2. We can wear shorts .

We can wear shorts.




3. We can wear hats .

We can wear hats.



4. We can wear gloves .

We can wear gloves.



5. We can wear boots .

We can wear boots.



long pants, shorts, hats, gloves, boots, sweaters, socks

The Statue of Liberty

Write the words and then match them to the correct pictures.

crown

crown

statue

statue

torch

torch

island

island

city

city

symbols


symbols



Fill in the blanks with the correct words.
Then write the sentences again.

1. Next people put the statue together.

Next people put the statue together.



2. The Statue of Liberty is a symbol.

The Statue of Liberty is a symbol.



3. The statue was a gift.

The statue was a gift.



4. The Statue of Liberty holds a torch.

The Statue of Liberty holds a torch.




5. Many Americans celebrate the Fourth of July.

Many Americans celebrate the Fourth of July.



Fill in the blanks with the past tense verbs.
Then write the sentences again.

1. **carry** ⇒ **carried**



Then a ship carried the part's to New York.

Then a ship carried the part's to New York.

2. **take** ⇒ **took**



The work took many years.

The work took many years.

3. **come** ⇒ **came**



People came to New York.

People came to New York.

4. **make** ⇒ **made**



Many people made the parts.

Many people made the parts.

5. **put** ⇒ **put**



Next people put the statue together.

Next people put the statue together.

Finish the questions with people and places to visit.
Then write the sentences again.

1. Do you want to visit the Statue of Liberty ?

Do you want to visit the Statue of Liberty?



2. Do you want to visit the Brooklyn Bridge ?

Do you want to visit the Brooklyn Bridge?

3. Do you want to visit New York ?

Do you want to visit New York?

4. Do you want to visit your grandparents ?

Do you want to visit your grandparents?

5. Do you want to visit a museum ?

Do you want to visit a museum?

the Brooklyn Bridge, New York, your grandparents, a museum,
the Grand Canyon, your best friend

What is Round

Write the words and then match them to the correct pictures.

square

square

sphere

sphere

cube

cube

basketball

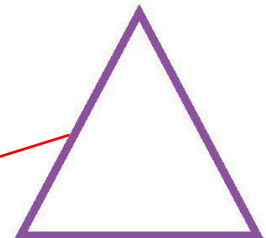


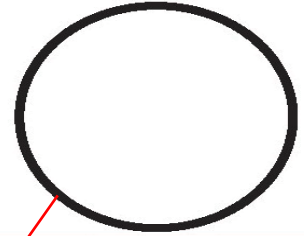
basketball

circle

circle

triangle

triangle



Fill in the blanks with the correct words.
Then write the sentences again.

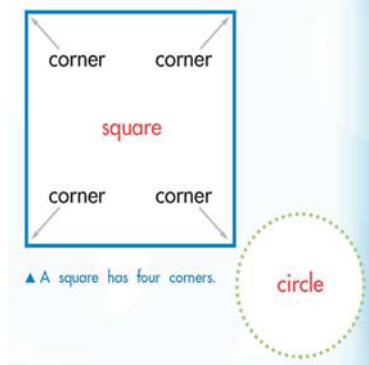
1. These people play tennis.

These people play tennis.



2. A circle does not have corners.

A circle does not have corners.



3. The muffins are round.

The muffins are round.



4. A girl does a trick with a sphere.

A girl does a trick with a sphere.



5. A ball is a sphere.

A ball is a sphere.



Finish the questions. Then write the questions again.

1. Is this cube a sphere?

Is this cube a sphere?



2. Do you see a sphere?

Do you see a sphere?



3. How many circles spheres you see?

How many circles spheres you see?



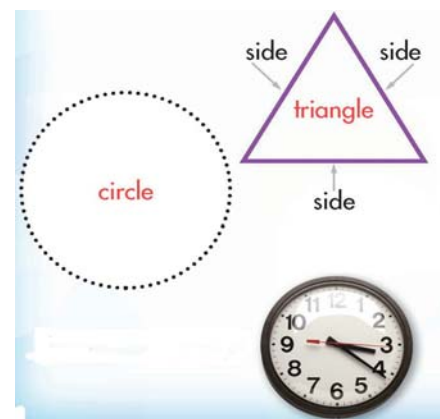
4. What shape do you see?

What shape do you see?



5. Which shape has sides?

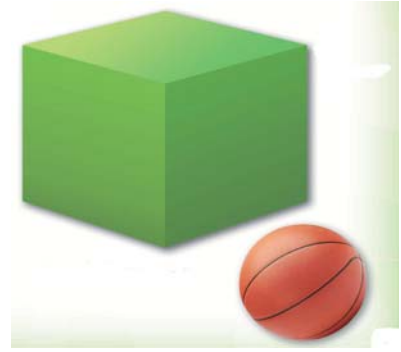
Which shape has sides?



Fill in the blanks with people or things and things they don't have.

1. A sphere does not have corners .

A sphere does not have corners.



2. A pencil does not have a tail.

A pencil does not have a tail.



3. My brother does not have a PS3.

My brother does not have a PS3.




4. A car does not have wings.

A car does not have wings.



5. A fish does not have legs.

A fish does not have legs.



A pencil, My brother, A car, A basketball, A fish
a tail, a PS3, wings, sides, legs

How Does a Cactus Grow?

Write the words and then match them to the correct pictures.

cacti

cacti

seedling

seedling

trunk

trunk

seeds

seeds

spines

spines

desert

desert



Fill in the blanks with the correct words.
Then write the sentences again.

1. The soil covers the seed.

The soil covers the seed.



2. A cactus is a plant in the desert.

A cactus is a plant in the desert.




3. A desert is cool at night.

A desert is cool at night.



4. A desert does not get much rain.

A desert does not get much rain.



5. The trunk has many sharp spines.

The trunk has many sharp spines.



Circle the correct forms of the verbs.
Then write the sentences again.

1. The animals spread/spreads the seeds.

The animals spread the seeds.



2. The sharp spines protect/protects the cactus.

The sharp spines protect the cactus.



3. A cactus survive/survives in the desert.

A cactus survives in the desert.



4. Some flowers bloom/blooms on the arms.

Some flowers bloom on the arms.



5. A cactus start/starts from a seed.

A cactus starts from a seed.



Fill in the blanks with people or places and things they don't do, have, or get. Then write the sentences again.



1. A desert ~~do~~/does not get much rain .

A desert does not get much rain.

2. My sister ~~do~~/does not play with dolls.

My sister does not play with dolls.

3. My dad ~~do~~/does not play soccer.

My dad does not play soccer.

4. Lions ~~do~~/does ~~not~~ eat grass.

Lions do not eat grass.

5. I ~~do~~/does ~~not~~ like homework.

I do not like homework.

A forest, My sister, My dad, A sphere, Lions, My friends, I have whales, play with dolls, play soccer, have sides, eat grass, like homework

Learning the Rules

Write the words and then match them to the correct pictures.

lockers

Lockers

classroom

classroom

project

project

rules

rules

library

library

supplies

supplies



- Rule 1 • Keep the classroom clean.
- Rule 2 • Put away the supplies.
- Rule 3 • Listen when someone speaks.
- Rule 4 • Read quietly in the library.
- Rule 5 • Stay in line.
- Rule 6 • Throw away trash.
- Rule 7 • Keep things in a locker.
- Rule 8 • Study in class.
- Rule 9 • Be on time.



Fill in the blanks with the correct words.
Then write the sentences again.

1. Our class does a project.

Our class does a project.



2. We go to lunch.

We go to lunch.



3. We must keep our things in our lockers.

We must keep our things in our lockers.



4. This girl throws away her trash.

This girl throws away her trash.



5. We must listen to our classmates.


We must listen to our classmates.



Write down the commands.

1. Rule #9

Be on time.



2. Rule #3

Listen when someone speaks.



3. Rule #6

Throw away trash.



4. Rule #4

Read quietly in the library.



5. Rule #2

Put away the supplies.



Write some of the rules of your classroom.

Rule 1 • Do not eat in the classroom.

Do not eat in the classroom.

Rule 2 • Speak English.

Speak English.

Rule 3 • Do not run.

Do not run.

Rule 4 • Do not fight.

Do not fight.

Rule 5 • Be polite.

Be polite.

**Do not eat in the classroom, Speak English, Do not run,
Do not fight, Be polite, Help others**

Looking at Matter

Write the words and then match them to the correct pictures.

liquid

liquid

matter

matter

solid

solid

plum

plum

feather

feather

chair

chair



Fill in the blanks with the correct words.
Then write the sentences again.

1. This juice is a liquid.

This juice is a liquid.




2. This puppy is matter.

This puppy is matter.



3. An orange is a solid.

An orange is a solid.



4. A plum has smooth skin.

A plum has smooth skin.



5. This milk shake is cold.

This milk shake is cold.



Fill in the blanks with adjectives.
Then write the sentences again.

1. This soup is hot.

This soup is hot.



2. A rock is hard.

A rock is hard.



3. A car is heavy.

A car is heavy.



4. An orange has bumpy skin.

An orange has bumpy skin.



5. This button is small.

This button is small.



What is the girl doing? Fill in the blanks with the things a girl can do.

1. This girl is drinking juice .

This girl is drinking juice.



2. This girl is swimming.

This girl is swimming.

3. This girl is running.

This girl is running.

4. This girl is jumping.

This girl is jumping.

5. This girl is eating.

This girl is eating.

is swimming, is running, is jumping, is eating

Mapping the Way

Write the words and then match them to the correct pictures.

street

street

road

road

country

country

map


map

buildings

buildings

town

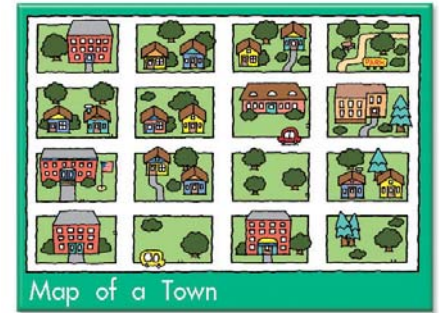
town



Fill in the blanks with the correct words.
Then write the sentences again.

1. Some maps show a town.

Some maps show a town.



2. A map is a drawing.

A map is a drawing.



3. The map shows the Atlantic Ocean on the right.

The map shows the Atlantic Ocean on the right.



4. Some maps show a country.

Some maps show a country.



5. This map shows North America.


This map shows North America.



Finish the questions. Then write the questions again.

1. Can you find the school?

Can you find the school?



▲ What other places are on the map?

2. Can you find the oceans?

Can you find the oceans?



3. Where do you want to go?

Where do you want to go?




- 1 Golden Gate Bridge
- 2 Arches National Park
- 3 Mount Rushmore
- 4 Gateway Arch
- 5 Sears Tower
- 6 The Everglades
- 7 Capital Hill
- 8 Statue of Liberty

4. How can you get to the park?

How can you get to the park?



Draw a map and then write some questions about it.



1. Can you find the park on the map?

Can you find the park on the map?

2. Can you find the school on the map?

3. Can you find my house on the map?

4. Can you find the doctor's office on the map?

5. Can you find the pet store on the map?

the park, the school, my house, the doctor's office,
the pet store, the toy store

Sam Finds the Way

Write the words and then match them to the correct pictures.

Dad

Dad

Flo


Flo

Cleo

Cleo

Sam

Sam



Fill in the blanks with the correct words.
Then write the sentences again.

1. The birds flew into a snowstorm.

The birds flew into a snowstorm.



2. Sam saw a city he knew.

Sam saw a city he knew.



3. On the second day, Dad looked for a forest.

On the second day, Dad looked for a forest.



4. Sam saw the beach!

Sam saw the beach!



5. “Next time, Sam can be the leader!” said Dad.

“Next time, Sam can be the leader!” said Dad.



Fill in the blanks with the past tense verbs.
Then write the sentences again.

1. fly ⇒ flew



Sam's dad flew in front.

Sam's dad flew in front.

2. remember ⇒ remembered



He remembered this place.

He remembered this place.

3. know ⇒ knew



Dad knew the way.

Dad knew the way.

4. can ⇒ could



Sam could not see Dad.

Sam could not see Dad.

5. do ⇒ did



But he did not see Dad.

But he did not see Dad.

Fill in the blanks with landforms that the Dad could look for.

1.



Dad looked for a river.

2.

Blank box for writing the answer to question 2.

Dad looked for a mountain.

3.

Blank box for writing the answer to question 3.

Dad looked for a desert.

4.

Blank box for writing the answer to question 4.

Dad looked for a statue.

a mountain, a desert, a statue, an island, a house