



# The Ants Have a Picnic

Write the words and then match them to the correct pictures.

the ants, Dad, Lori, Mom, Tom



the ants



Dad



Lori



Mom

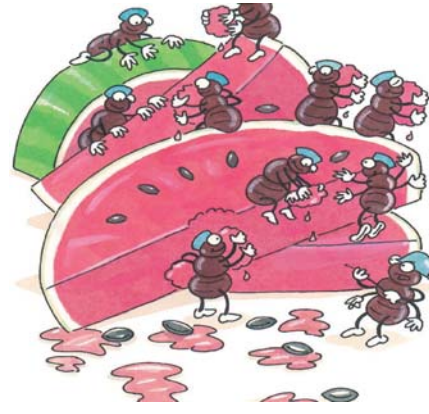


Tom

Fill in the blanks with the correct words.  
Then write the sentences again.

1. Ten more ants march to the watermelon.

Ten more ants march to the watermelon.



2. Ten more ants march to the carrots.

Ten more ants march to the carrots.




3. Ten more ants march to the chips.

Ten more ants march to the chips.




4. Ten more ants march to the popcorn.

Ten more ants march to the popcorn.



5. Ten ants march to the hot dogs.

Ten ants march to the hot dogs.



Circle the correct words. Then write the sentences again.


1. Two groups ~~is~~/are on the cupcakes.

Two groups are on the cupcakes.




2. Dad ~~get~~/gets the food.

Dad gets the food.



3. Ten ants ~~march~~/marches to the hot dogs.

Ten ants march to the hot dogs.



4. Each group ~~have~~/has ten ants.

Each group has ten ants.




5. Tom and Lori ~~get~~/gets the blanket.

Tom and Lori get the blanket.



Fill in the blanks with places the ants can march.  
Then write the sentences again and draw pictures.



1. Ten ants march to the hot dogs .

Ten ants march to the hot dogs.

2. Ten ants march to the ice cream .

Ten ants march to the ice cream.

3. Ten ants march to the refrigerator .


Ten ants march to the refrigerator.

4. Ten ants march to the cake .

Ten ants march to the cake.

5. Ten ants march to the cookies .

Ten ants march to the cookies.



ice cream, refrigerator, cake, cookies  
spaghetti, sandwich

# Comparing in Nature

Write the words and then match them to the correct pictures.

birdbath

caterpillars

flowers

garden

ladybugs


tomatoes



# Write the correct words. Then write the sentences again.

1. The number eleven is less than the number fourteen.

The number eleven is less than the number fourteen.



▲ Ted sees fewer flowers.

2. The number twenty is greater than the number twelve.


The number twenty is greater than the number twelve.



▲ Can you count all the insects?

3. The numbers are equal.









The numbers are equal.



▲ The number of red tomatoes and green tomatoes is the same.

4. Kate saw more flowers than birds.

Kate saw more flowers than birds.

Ted		Kate	
	12		20
	11		14
	3		5
	8		8

▲ Ted and Kate like to compare the numbers.

5. Ted saw fewer birds than tomatoes.

Ted saw fewer birds than tomatoes.

Circle the correct words. Then write the sentences again.

1. The children see/sees a birdbath.


The children see a birdbath.



▲ The birdbath has some birds.

2. The birdbath ~~have~~/has eight birds.

The birdbath has eight birds.



▲ The children count 8 birds.

3. Kate ~~count~~/counts seven big rocks.


Kate counts seven big rocks.



▲ Kate counts the big rocks.

4. The numbers are/is equal.

The numbers are equal.



▲ The number of red tomatoes and green tomatoes is the same.

5. Ted and Kate like/likes to look for things.

Ted and Kate like to look for things.



Ted and Kate ▶ look for insects.

Fill in the blanks with people and things to count.  
Then write the sentences and draw pictures.

1. Kate ~~count~~/counts seven big rocks.


Kate counts seven big rocks.



▲ Kate counts the big rocks.


2. I ~~count~~/counts three scary lions.

I count three scary lions.




3. My friend ~~see~~/sees ten orange fish.

My friend sees ten orange fish.



4. My mom ~~see~~/sees five little children.

My mom sees five little children.



I, My friend, My mom, My dad, My sister

three scary lions, ten orange fish,  
five little children, nine cute rabbits



# Comparing Two Cities

Write the words and then match them to the correct pictures.

bicycles

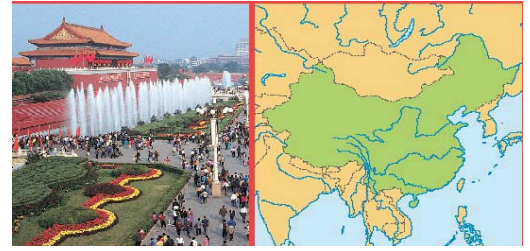
Italy

fish

city

China

boats



Fill in the blanks with the correct words.  
Then write the sentences again.

1. You can see many bicycles in this city.

You can see many bicycles in this city.



▲ People use bicycles in Beijing.

2. A city has many buildings.

A city has many buildings.



▲ These buildings are in a city.

3. Many people in Italy eat fish.

Many people in Italy eat fish.



▲ People in Venice buy fish to eat.

4. You can see many boats in this city.

You can see many boats in this city.



▲ People use boats in Venice.

5. Which city do you want to visit?

Which city do you want to visit?



Fill in the blanks with the correct adjectives.  
Then write the sentences again.

1. The cities are alike in some ways.

The cities are alike in some ways.

The cities are different, too.

The cities are different, too.



▲ The cities have many people.

2. The weather can be cold in both cities.

The weather can be cold in both cities.



▲ The winter can be cold in both cities.

3. The cities are far apart.

The cities are far apart.



▲ Beijing is far from Venice.

4. The weather can be hot in both cities.


The weather can be hot in both cities.



▲ The summer can be hot in both cities.

5. A city is a busy place.

A city is a busy place.



▲ Many people walk on this street.

Fill in the blanks with things you can see in a city.  
Then write the sentences again and draw pictures.

1. You can see many boats in this city.




▲ People use boats in Venice.

You can see many boats in this city.


2. You can see many cars in this city.

You can see many cars in this city.




3. You can see many buses in this city.

You can see many buses in this city.



4. You can see many houses in this city.

You can see many houses in this city.



cars, buses, houses, dogs, food stalls, stores, scooters

# Food in the Forest

Write the words and then match them to the correct pictures.

food chain

food chain

mice

mice

nuts

nuts

hawk

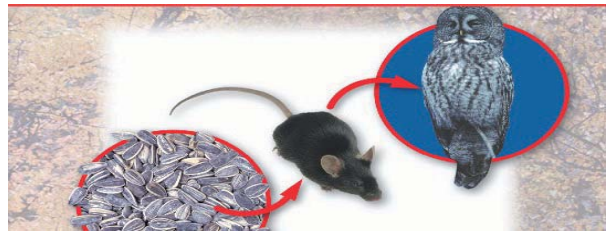
hawk

bear

bear

chipmunk

chipmunk



Fill in the blanks with what the animals eat.  
Then write the sentences again.

1. This chipmunk eats nuts.

This chipmunk eats nuts.



2. All hawks eat animals for food.

All hawks eat animals for food.



3. Many mice eat seeds.

Many mice eat seeds.



4. This bird eats plants.

This bird eats plants.



5. A bird eats insects.

A bird eats insects.



Circle the correct words.  
Then write the sentences again.

1. Some hawks ~~catch~~/~~catches~~ fish.

Some hawks catch fish.



2. This bird ~~live~~/~~lives~~ in a forest.

This bird lives in a forest.



3. The food ~~help~~/~~helps~~ all animals grow.

The food helps all animals grow.



4. Many mice ~~eat~~/~~eats~~ seeds.

Many mice eat seeds.



5. Many animals ~~hunt~~/~~hunts~~ for food.

Many animals hunt for food.



Fill in the blanks with animals and what they eat.



1. This chipmunk eats a nut .

This chipmunk eats a nut.

2. This dog eats dog food .

This dog eats dog food.

3. This bird eats worms .

This bird eats worms.

4. This cat eats mice .

This cat eats mice.

5. This shark eats fish .

This shark eats fish.



dog, bird, cat, snake, turtle, shark

dog food, worms, mice, fish



# A Frog Someday

Write the words and then match them to the correct pictures.

tadpole

tadpole

Mom

Mom

big brother

big brother



Fill in the blanks with the correct words.  
Then write the sentences again.

1. Tadpoles are in a hurry to grow up.

Tadpoles are in a hurry to grow up.



2. My big brother stuck out his long tongue.

My big brother stuck out his long tongue.



3. My brother's leg are strong.

My brother's leg are strong.



4. I hope to be like my brother soon.

I hope to be like my brother soon.



5. I cannot eat flies.

I cannot eat flies.



Write the correct words on the blanks.  
Then write the sentences again.

1. I see \_\_\_\_\_ new eggs.



2. A tadpole's life is no fun.

A tadpole's life is no fun.



3. My brother's legs are strong.

My brother's legs are strong.



4. I ate my first fly today.

I ate my first fly today.



5. My brother stuck out his long tongue.

My brother stuck out his long tongue.



Fill in the blanks with things you don't have.  
Then write the sentences again.

1. I do not have a tongue.

I do not have a tongue.



2. I do not have a PS3.

I do not have a PS3.



3. I do not have a bicycle.

I do not have a bicycle.




4. I do not have a tail.

I do not have a tail.



5. I do not have a dog.

I do not have a dog.



a PS3, a bicycle, a tail, a dog, an airplane

# Hooray! 100 Days

Write the words and then match them to the correct pictures.

fish

\_\_\_\_\_

stars

stars

count

count

apples




apples

calendar

calendar

rabbits

rabbits



Write the correct words on the blanks.  
Then write the sentences again.

1. Pam adds 10 dinosaurs to the calendar.

Pam adds 10 dinosaurs to the calendar.



2. Now 10 cars are on the calendar.

Now 10 cars are on the calendar.



3. Kim has 10 stars for the calendar.

Kim has 10 stars for the calendar.



4. Matt adds 10 bugs to the calendar.

Matt adds 10 bugs to the calendar.



5. Kim puts 10 leaves on the calendar.


Kim puts 10 leaves on the calendar.



Fill in the blanks with the word "can".  
Then write the sentences again.

1. You can count 10 more days.

You can count 10 more days.



2. Can you count the ten bugs?

Can you count the ten bugs?



3. Can you count 30 days?

Can you count 30 days?




4. Now you can count 30 days.

Now you can count 30 days.



5. Can you count the days by tens?

Can you count the days by tens?



Fill in the blanks with things the class will do.  
Then write the sentences again.


1. The class will count the school days.

The class will count the school days.




2. The class will eat lunch.

The class will eat lunch.




3. The class will go to a museum.

The class will go to a museum.



4. The class will take a break.

The class will take a break.



5. The class will go swimming.

The class will go swimming.



eat lunch, go to a museum, take a break  
go swimming



# Watch a Frog Grow

Write the words and then match them to the correct pictures.

tadpole

tadpole

jump

jump

eggs

eggs

swim

swim

hatch

hatch

frog

frog



Fill in the blanks with the correct words.  
Then write the sentences again.

1. Now the tadpole uses its lings.

Now the tadpole uses its lings.



2. This frog lives in a pond.

This frog lives in a pond.



3. The mother frog lays eggs in the spring.

The mother frog lays eggs in the spring.



4. Then the eggs hatch.

Then the eggs hatch.



5. Then the front legs grow.

Then the front legs grow.



How do these questions begin?

How is question number four different?

1. What do you see?

What do you see?



2. How does the tadpole grow?

How does the tadpole grow?



3. How do frogs grow?

How do frogs grow?



4. Do you see the black dots inside these eggs?

Do you see the black dots inside these eggs?



Complete the sentences about how a tadpole grows.  
Then draw pictures.



1. Then the eggs hatch.

2. The tadpole grows back legs.

(p 119)

3. Now the tadpole use its lungs.

(p120)

4. Next, the tail of the tadpole

(p 122)

becomes smaller.

5. Then the front legs grow.

(p 123)

6. The legs of the tadpole grow bigger.

(p 124)

7. Now the tadpole is a frog!

(p 124)



# Big Ben Helps the Town

Write the words and then match them to the correct pictures.

Mom

Mom

the man

the man

the people  
in the town

the people

in the town

Big Ben

Big Ben

Dad

Dad



Fill in the blanks with the correct words.  
Then write the sentences again.

1. Ben took away five deer.

Ben took away five deer.



2. Ben took away four logs.

Ben took away four logs.



3. Dad took away three bags.

Dad took away three bags.



4. Ben took away three trees.

Ben took away three trees.



5. Dad took away one side.

Dad took away one side.



Fill in the blanks with the past tense forms of the verbs.  
Then write the sentences again.

1. have ⇒ had



The town had big fun.

The town had big fun.

2. grow ⇒ grew



Ben grew into a big boy.

Ben grew into a big boy.

3. fix ⇒ fixed



Dad fixed the crib.

Dad fixed the crib.

4. go ⇒ went



The water went down.

The water went down.

5. come ⇒ came



The water came from the river.

The water came from the river.

Fill in the blanks with people and things to make.  
Then write the sentences again.

1. Dad wanted to make a pond .

Dad wanted to make a pond.



2. My brother wanted to make a tent .

My brother wanted to make a tent.



3. My sister wanted to make a cake .

My sister wanted to make a cake.



4. Jack wanted to make some cookies .

Jack wanted to make some cookies.



5. My friend wanted to make a paper airplane .

My friend wanted to make a paper airplane.



I, My brother, My sister, Mom, Jack, My friend  
a tree house, a tent, a go-cart, a cake  
some cookies, a paper airplane



# Famous Landmarks

Write the words and then match them to the correct pictures.

lighthouse

lighthouse

bridge

bridge

landmark

landmark

mountain


mountain

statue

statue

buildings

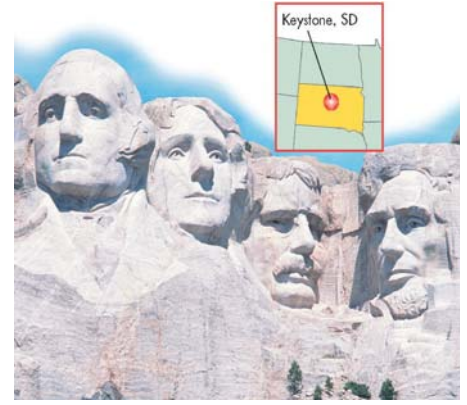
buildings



Fill in the blanks with the correct words.  
Then write the sentences again.

1. This mountain is a landmark.

This mountain is a landmark.



2. People visit this bridge.

People visit this bridge.



3. This bridge is a busy highway.

This bridge is a busy highway.



4. The statue is a symbol of freedom.

The statue is a symbol of freedom.



5. People built the lighthouse long ago.

People built the lighthouse long ago.



Fill in the blanks with the different kinds of verbs.  
Then write the sentences again.

1. You can see the whole city.

You can see the whole city.



2. A bridge can be a landmark.

A bridge can be a landmark.



3. Many workers carved the faces.

Many workers carved the faces.



4. People come from different lands.

People come from different lands.




5. The lighthouse guides sailors to shore.

The lighthouse guides sailors to shore.



Fill in the blanks with the different things that can be landmarks. Then connect them to the correct city.



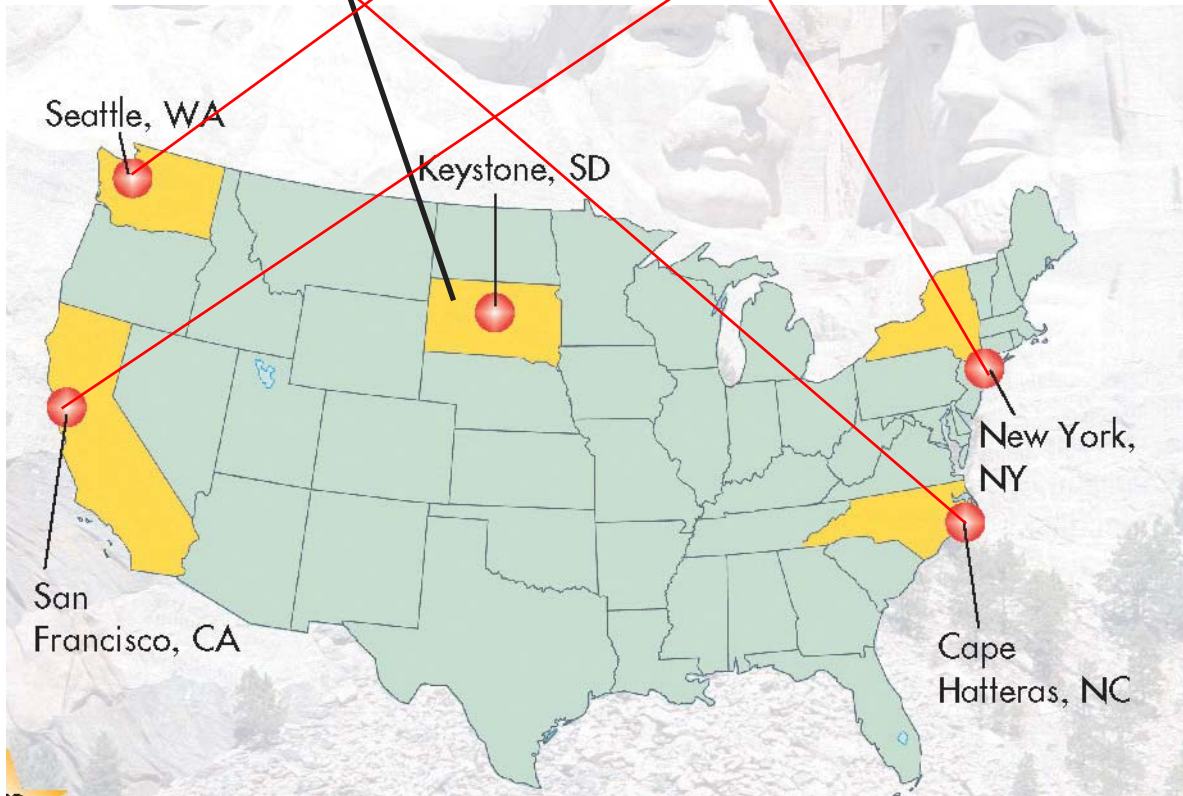
lighthouse

mountain

statue

bulgings

bridge



# I Have Fifty Cents

Write the words and then match them to the correct pictures.

symbol

symbol

pennies

pennies

quarters

quarters

nickels

nickels

dimes

dimes

coins


coins



Fill in the blanks with the correct words.  
Then write the sentences again.


1. Fifty pennies is equal to fifty cents.

Fifty pennies is equal to fifty cents.



2. Ten nickels is equal to fifty cents.

Ten nickels is equal to fifty cents.



3. Five dimes is equal to fifty cents.

Five dimes is equal to fifty cents.




4. Two quarters is equal to fifty cents.

Two quarters is equal to fifty cents.



5. Does Liz have fifty cents ?


Does Liz have fifty cents?



Fill in the blanks to finish the questions.  
Then write the sentences again.

1. Does Alice have fifty cents?

Does Alice have fifty cents?



2. Does he have enough money?

Does he have enough money?



3. How much money does John have ?

How much money does John have?



4. How much money does Lane have ?

How much money does Lane have?



5. Does Rob have fifty cents?

Does Rob have fifty cents?



Ask questions about what people have.  
Then write the sentences again.



The symbol ¢ means cent.  
The symbol = means is equal to.



1. Does Alice have fifty cents?

Does Alice have fifty cents?

2. Does John have an apple ?

Does John have an apple?

3. Does he have a toy ?

Does he have a toy?

4. Does she have a doll ?

Does she have a doll?

5. Does it have a ball ?

Does it have a ball?


John, your friend, the teacher, he, she, it, the dog  
an apple, a toy, a dinosaur, a pencil, a doll, a ball