



# The Ants Have a Picnic

Write the words and then match them to the correct pictures.

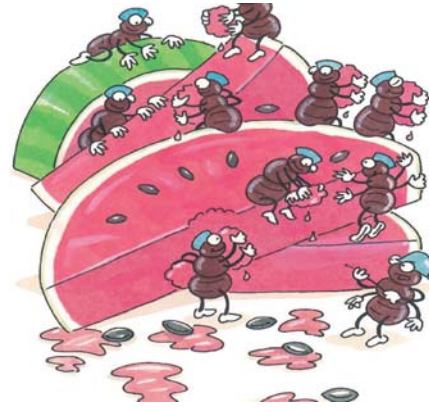
the ants, Dad, Lori, Mom, Tom



Fill in the blanks with the correct words.  
Then write the sentences again.

1. Ten more ants march to the \_\_\_\_\_.

\_\_\_\_\_



2. Ten more ants march to the \_\_\_\_\_.

\_\_\_\_\_




3. Ten more ants march to the \_\_\_\_\_.

\_\_\_\_\_



4. Ten more ants march to the \_\_\_\_\_.

\_\_\_\_\_



5. Ten ants march to the \_\_\_\_\_.

\_\_\_\_\_



Circle the correct words. Then write the sentences again.


1. Two groups **is/are** on the cupcakes.

---




2. Dad **get/gets** the food.

---



3. Ten ants **march/marches** to the hot dogs.

---



4. Each group **have/has** ten ants.

---




5. Tom and Lori **get/gets** the blanket.

---



Fill in the blanks with places the ants can march.  
Then write the sentences again and draw pictures.



1. Ten ants march to the hot dogs .

\_\_\_\_\_

2. Ten ants march to the \_\_\_\_\_.

\_\_\_\_\_

3. Ten ants march to the \_\_\_\_\_.

\_\_\_\_\_

4. Ten ants march to the \_\_\_\_\_.

\_\_\_\_\_

5. Ten ants march to the \_\_\_\_\_.

\_\_\_\_\_



**ice cream, refrigerator, cake, cookies  
spaghetti, sandwich**

# Comparing in Nature

Write the words and then match them to the correct pictures.

birdbath •


caterpillars •

flowers •

garden •

ladybugs •

tomatoes •



# Write the correct words. Then write the sentences again.

1. The number eleven is \_\_\_\_\_ than the number fourteen.

---

2. The number twenty is \_\_\_\_\_ than the number twelve.

---

3. The numbers are \_\_\_\_\_.


---

4. Kate saw \_\_\_\_\_ flowers than birds.


---

5. Ted saw \_\_\_\_\_ birds than tomatoes.


---











▲ Ted sees fewer flowers.



▲ Can you count all the insects?



▲ The number of red tomatoes and green tomatoes is the same.

Ted		Kate	
	12		20
	11		14
	3		5
	8		8

▲ Ted and Kate like to compare the numbers.

Circle the correct words. Then write the sentences again.

1. The children **see/sees** a birdbath.

---



▲ The birdbath has some birds.

2. The birdbath **have/has** eight birds.

---



▲ The children count 8 birds.

3. Kate **count/counts** seven big rocks.


---



▲ Kate counts the big rocks.

4. The numbers **are/is** equal.

---



▲ The number of red tomatoes and green tomatoes is the same.

5. Ted and kate **like/likes** to look for things.

---



▲ Ted and Kate look for insects.


Fill in the blanks with people and things to count.  
Then write the sentences and draw pictures.

1. Kate **count/counts** seven big rocks.




▲ Kate counts the big rocks.


2. \_\_\_\_\_ **count/counts** \_\_\_\_\_.



3. \_\_\_\_\_ **see/sees** \_\_\_\_\_.



4. \_\_\_\_\_ **see/sees** \_\_\_\_\_.



I, My friend, My mom, My dad, My sister

three scary lions, ten orange fish,  
five little children, nine cute rabbits



# Comparing Two Cities

Write the words and then match them to the correct pictures.

bicycles •



Italy •



fish •



city •



China •



boats •



Fill in the blanks with the correct words.  
Then write the sentences again.

1. You can see many \_\_\_\_\_ in this city.

\_\_\_\_\_



▲ People use bicycles in Beijing.

2. A city has many \_\_\_\_\_.

\_\_\_\_\_



▲ These buildings are in a city.

3. Many people in Italy eat \_\_\_\_\_.

\_\_\_\_\_



▲ People in Venice buy fish to eat.

4. You can see many \_\_\_\_\_ in this city.

\_\_\_\_\_



▲ People use boats in Venice.

5. Which \_\_\_\_\_ do you want to visit?

\_\_\_\_\_



Fill in the blanks with the correct adjectives.  
Then write the sentences again.

1. The cities are \_\_\_\_\_ in some ways.

\_\_\_\_\_

The cities are \_\_\_\_\_, too.

\_\_\_\_\_



▲ The cities have many people.

2. The weather can be \_\_\_\_\_ in both cities.

\_\_\_\_\_



▲ The winter can be cold in both cities.

3. The cities are \_\_\_\_\_ apart.

\_\_\_\_\_



▲ Beijing is far from Venice.

4. The weather can be \_\_\_\_\_ in both cities.


\_\_\_\_\_



▲ The summer can be hot in both cities.

5. A city is a \_\_\_\_\_ place.

\_\_\_\_\_



▲ Many people walk on this street.

Fill in the blanks with things you can see in a city.  
Then write the sentences again and draw pictures.


1. You can see many boats in this city.



▲ People use boats in Venice.


---

2. You can see many \_\_\_\_\_ in this city.




---

3. You can see many \_\_\_\_\_ in this city.



---

4. You can see many \_\_\_\_\_ in this city.



---

cars, buses, houses, dogs, food stalls, stores, scooters

# Food in the Forest

Write the words and then match them to the correct pictures.

food chain

\_\_\_\_\_ ●

mice

\_\_\_\_\_ ●

nuts

\_\_\_\_\_ ●

hawk

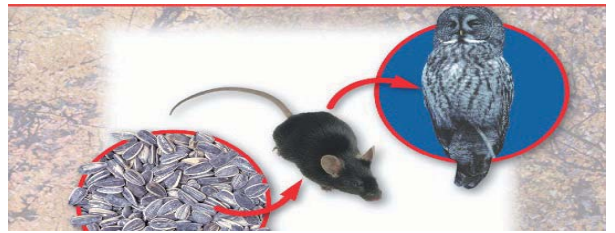
\_\_\_\_\_ ●

bear

\_\_\_\_\_ ●

chipmunk

\_\_\_\_\_ ●



Fill in the blanks with what the animals eat.  
Then write the sentences again.

1. This chipmunk eats \_\_\_\_\_.

---



2. All hawks eat \_\_\_\_\_ for food.

---



3. Many mice eat \_\_\_\_\_.

---




4. This bird eats \_\_\_\_\_.

---



5. A bird eats \_\_\_\_\_.

---



**Circle the correct words.**  
**Then write the sentences again.**

1. Some hawks **catch/catches** fish.

---



2. This bird **live/lives** in a forest.

---



3. The food **help/helps** all animals grow.

---



4. Many mice **eat/eats** seeds.

---



5. Many animals **hunt/hunts** for food.

---



Fill in the blanks with animals and what they eat.

1. This chipmunk eats a nut.



2. This \_\_\_\_\_ eats \_\_\_\_\_.



3. This \_\_\_\_\_ eats \_\_\_\_\_.



4. This \_\_\_\_\_ eats \_\_\_\_\_.



5. This \_\_\_\_\_ eats \_\_\_\_\_.



dog, bird, cat, snake, turtle, shark

dog food, worms, mice, fish



# A Frog Someday

Write the words and then match them to the correct pictures.

tadpole

•

\_\_\_\_\_

•



Mom

•

\_\_\_\_\_

•



big brother

•

\_\_\_\_\_


•



Fill in the blanks with the correct words.  
Then write the sentences again.

1. \_\_\_\_\_ are in a hurry to grow up.

---



2. My big brother stuck out his long \_\_\_\_\_.

---



3. My brother's \_\_\_\_\_ are strong.

---



4. I hope to be like my \_\_\_\_\_ soon.

---



5. I cannot eat \_\_\_\_\_.

---



Write the correct words on the blanks.  
Then write the sentences again.

1. I see \_\_\_\_\_ new eggs.

\_\_\_\_\_



2. A \_\_\_\_\_ life is no fun.

\_\_\_\_\_



3. My \_\_\_\_\_ legs are strong.

\_\_\_\_\_



4. I ate \_\_\_\_\_ first fly today.

\_\_\_\_\_



5. My brother stuck out \_\_\_\_\_ long tongue.

\_\_\_\_\_



Fill in the blanks with things you don't have.  
Then write the sentences again.

1. I do not have a tongue.

\_\_\_\_\_

2. I do not have \_\_\_\_\_.

\_\_\_\_\_

3. I do not have \_\_\_\_\_.

\_\_\_\_\_

4. I do not have \_\_\_\_\_.

\_\_\_\_\_

5. I do not have \_\_\_\_\_.

\_\_\_\_\_




a PS3, a bicycle, a tail, a dog, an airplane

# Hooray! 100 Days

Write the words and then match them to the correct pictures.

fish

\_\_\_\_\_




stars

\_\_\_\_\_



count

\_\_\_\_\_




apples

\_\_\_\_\_



calendar

\_\_\_\_\_



rabbits

\_\_\_\_\_



Write the correct words on the blanks.  
Then write the sentences again.

1. Pam adds 10 \_\_\_\_\_ to the calendar.



2. Now 10 \_\_\_\_\_ are on the calendar.




3. Kim has 10 \_\_\_\_\_ for the calendar.



4. Matt adds 10 \_\_\_\_\_ to the calendar.




5. Kim puts 10 \_\_\_\_\_ on the calendar.



Fill in the blanks with the word "can".  
Then write the sentences again.

1. You \_\_\_\_\_ count 10 more days.



2. \_\_\_\_\_ you count the ten bugs?




3. \_\_\_\_\_ you count 30 days?



4. Now you \_\_\_\_\_ count 30 days.



5. \_\_\_\_\_ you count the days by tens?



Fill in the blanks with things the class will do.  
Then write the sentences again.

1. The class will count the school days.



2. The class will \_\_\_\_\_.

3. The class will \_\_\_\_\_.

4. The class will \_\_\_\_\_.

5. The class will \_\_\_\_\_.

eat lunch, go to a museum, take a break  
go swimming



# Watch a Frog Grow

Write the words and then match them to the correct pictures.

tadpole

•

\_\_\_\_\_



jump

•

\_\_\_\_\_



eggs

•

\_\_\_\_\_



swim

•


\_\_\_\_\_



hatch

•

\_\_\_\_\_



frog

•

\_\_\_\_\_



Fill in the blanks with the correct words.  
Then write the sentences again.

1. Now the tadpole uses its \_\_\_\_\_.

\_\_\_\_\_



2. This frog lives in a \_\_\_\_\_.

\_\_\_\_\_



3. The mother frog lays eggs in the \_\_\_\_\_.

\_\_\_\_\_



4. Then the eggs \_\_\_\_\_.

\_\_\_\_\_



5. Then the front legs \_\_\_\_\_.

\_\_\_\_\_



How do these questions begin?  
How is question number four different?

1. \_\_\_\_\_ do you see?

\_\_\_\_\_



2. \_\_\_\_\_ does the tadpole grow?

\_\_\_\_\_



3. \_\_\_\_\_ do frogs grow?

\_\_\_\_\_



4. \_\_\_\_\_ you see the black dots  
inside these eggs?

\_\_\_\_\_



**Complete the sentences about how a tadpole grows.  
Then draw pictures.**



1. Then the eggs hatch.

2. The tadpole \_\_\_\_\_

(p 119)

3. Now the tadpole \_\_\_\_\_

(p120)

4. Next, the tail \_\_\_\_\_

(p 122)

---

5. Then \_\_\_\_\_

(p 123)

6. The legs \_\_\_\_\_

(p 124)

7. Now \_\_\_\_\_

(p 124)

# Big Ben Helps the Town

Write the words and then match them to the correct pictures.

Mom

\_\_\_\_\_ ●



the man

\_\_\_\_\_ ●



the people

in the town ●


\_\_\_\_\_



\_\_\_\_\_

Big Ben

\_\_\_\_\_ ●



Dad

\_\_\_\_\_ ●



Fill in the blanks with the correct words.  
Then write the sentences again.

1. Ben took away five \_\_\_\_\_.

\_\_\_\_\_



2. Ben took away four \_\_\_\_\_.

\_\_\_\_\_



3. Dad took away three \_\_\_\_\_.

\_\_\_\_\_



4. Ben took away three \_\_\_\_\_.

\_\_\_\_\_



5. Dad took away one \_\_\_\_\_.

\_\_\_\_\_



Fill in the blanks with the past tense forms of the verbs.  
Then write the sentences again.

1. have ⇒ had



The town \_\_\_\_\_ big fun.

\_\_\_\_\_

2. grow ⇒ grew



Ben \_\_\_\_\_ into a big boy.

\_\_\_\_\_

3. fix ⇒ fixed



Dad \_\_\_\_\_ the crib.

\_\_\_\_\_

4. go ⇒ went



The water \_\_\_\_\_ down.

\_\_\_\_\_

5. come ⇒ came



The water \_\_\_\_\_ from the river.

\_\_\_\_\_

Fill in the blanks with people and things to make.  
Then write the sentences again.

1. Dad wanted to make a pond .



2. \_\_\_\_\_ wanted to make \_\_\_\_\_.

3. \_\_\_\_\_ wanted to make \_\_\_\_\_.

4. \_\_\_\_\_ wanted to make \_\_\_\_\_.

5. \_\_\_\_\_ wanted to make \_\_\_\_\_.

I, My brother, My sister, Mom, Jack, My friend  
a tree house, a tent, a go-cart, a cake  
some cookies, a paper airplane



# Famous Landmarks

Write the words and then match them to the correct pictures.

lighthouse

\_\_\_\_\_

bridge

\_\_\_\_\_

landmark

\_\_\_\_\_

mountain



\_\_\_\_\_

statue

\_\_\_\_\_

buildings

\_\_\_\_\_



Fill in the blanks with the correct words.  
Then write the sentences again.

1. This \_\_\_\_\_ is a landmark.

\_\_\_\_\_



2. People visit this \_\_\_\_\_.

\_\_\_\_\_



3. This bridge is a busy \_\_\_\_\_.

\_\_\_\_\_



4. The \_\_\_\_\_ is a symbol of freedom.

\_\_\_\_\_



5. People built the \_\_\_\_\_ long ago.

\_\_\_\_\_



Fill in the blanks with the different kinds of verbs.  
Then write the sentences again.

1. You \_\_\_\_\_ the whole city.

\_\_\_\_\_



2. A bridge \_\_\_\_\_ a landmark.

\_\_\_\_\_



3. Many workers \_\_\_\_\_ the faces.

\_\_\_\_\_



4. People \_\_\_\_\_ from different  
lands.

\_\_\_\_\_





5. The lighthouse \_\_\_\_\_ sailors  
to shore.

\_\_\_\_\_



Fill in the blanks with the different things that can be landmarks.  
Then connect them to the correct city.



mountain

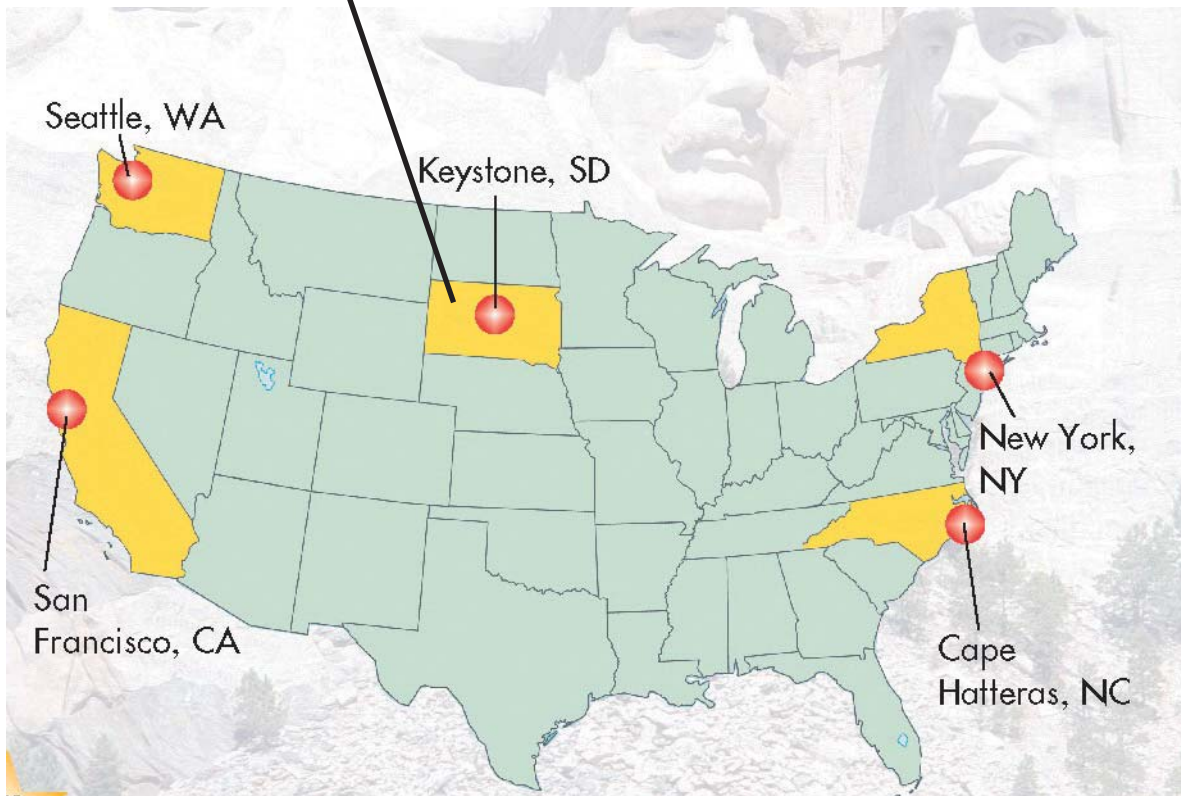
○

○

○

○

○



# I Have Fifty Cents

Write the words and then match them to the correct pictures.

symbol

\_\_\_\_\_ •

pennies

\_\_\_\_\_ •

quarters

\_\_\_\_\_ •

nickels

\_\_\_\_\_ •

dimes

\_\_\_\_\_ •

coins


\_\_\_\_\_ •



Fill in the blanks with the correct words.  
Then write the sentences again.

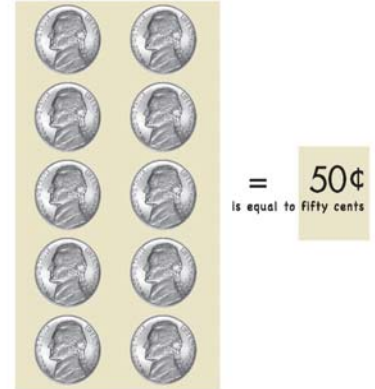
1. Fifty \_\_\_\_\_ is equal to fifty cents.

\_\_\_\_\_



2. Ten \_\_\_\_\_ is equal to fifty cents.

\_\_\_\_\_



3. Five \_\_\_\_\_ is equal to fifty cents.

\_\_\_\_\_



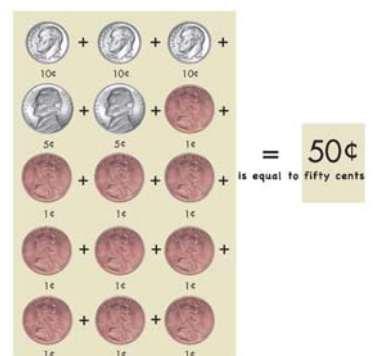
4. Two \_\_\_\_\_ is equal to fifty cents.

\_\_\_\_\_



5. Does Liz have fifty \_\_\_\_\_ ?


\_\_\_\_\_



Fill in the blanks to finish the questions.  
Then write the sentences again.


1. Does Alice have fifty cents?

\_\_\_\_\_



The symbol ¢ means cent.  
The symbol = means is equal to.

▲ A penny is 1¢.



2. \_\_\_\_\_ he \_\_\_\_\_ enough money?

\_\_\_\_\_



= 50¢  
is equal to fifty cents

3. \_\_\_\_\_ money \_\_\_\_\_ John \_\_\_\_\_?

\_\_\_\_\_



= 25¢  
is equal to twenty-five cents

4. \_\_\_\_\_ money \_\_\_\_\_ Lane \_\_\_\_\_?

\_\_\_\_\_



= 10¢  
is equal to ten cents


5. \_\_\_\_\_ Rob \_\_\_\_\_ fifty cents?

\_\_\_\_\_



= 5¢  
is equal to five cents

Ask questions about what people have.  
Then write the sentences again.



The symbol ¢ means cent.  
The symbol = means is equal to.



1. Does Alice have fifty cents?

\_\_\_\_\_

2. Does \_\_\_\_\_ have \_\_\_\_\_?

3. Does \_\_\_\_\_ have \_\_\_\_\_?

\_\_\_\_\_

4. Does \_\_\_\_\_ have \_\_\_\_\_?

\_\_\_\_\_

5. Does \_\_\_\_\_ have \_\_\_\_\_?

\_\_\_\_\_

John, your friend, the teacher, he, she, it, the dog  
an apple, a toy, a dinosaur, a pencil, a doll, a ball