

# Cones All Around

Write the words and then match them to the correct pictures.

cones

cones

hat

hat

jet

jet

volcano

volcano



Finish the sentences with the correct words.  
Then write the sentences again.


1. A jet has a cone.

A jet has a cone.



2. You can see cones on houses.

You can see cones on houses.



3. A volcano is a cone.

A volcano is a cone.



4. You can see orange cones on  
the street.

You can see orange cones on the street.



Circle the correct words and write the sentences again.

1. The cones help/~~helps~~ people find their way.

The cones help people their way.



2. The smoke ~~come~~/comes from the top.

The smoke comes from the top.



3. The cone ~~help~~/helps the jet fly.

The cone helps the jet fly.



4. Some people eat/~~eats~~ ice cream cones.

Some people eat ice cream cones.



Draw the outlines of the cones in the pictures.



# Near and Far

Write the words and then match them to the correct pictures.



library

park

library

park

mall

school

mall

school



Fill in the blanks with the correct words.  
Then write the sentences.

1. The library is far from my home.

The library is far from my home.



2. The store is near my home.

The store is near my home.



3. The mall is far from my home.

The mall is far from my home.



4. The park is near my home.

The park is near my home.



Finish the sentences with the correct prepositional phrases.


1. I can walk to the store .



2. I can ride in the car .



3. I play ball in the park .




4. I put many places on my map .



5. I can ride my bike to the library .

Draw a map with your home and two places that are close to your home and two places that are far.

Finish the sentences and write them again.



1. The library is near my home.

The library is near my home.

2. The mall is near my home.

The mall is near my home.

3. The park is far from my home.

The park is far from my home.

4. The school is far from my home.

The school is far from my home.



# Remember the Rules

Write the words under the correct pictures.

nurse teacher guard Matt



guard



nurse



Matt




teacher

Finish the sentences with the correct words.  
Then write the sentences again.

1. We do not run up the stairs .

We do not run up the stairs.



2. We do not run in the hall .

We do not run in the hall.




3. We walk in the classroom .

We walk in the classroom.



4. We can run in the gym .

We can run in the gym.



Finish the sentences with the past tense verbs.  
Then write the sentences again.

1. **is** → **was**



Matt was late for school.

Matt was late for school.

2. **run** → **ran**



Then he ran down ~~the~~ hall  
and CRASH!!

Then he ran down the hall and CRASH!!

3. **get** → **got**



He got the snacks.

He got the snacks.

4. **go** → **went** Then Matt went to the gym.



Then Matt went to the gym.

Fill in the blanks with appropriate words.

Then write the sentences again and draw pictures.


1. Matt had to get some sticks.

Matt had to get some sticks.




2. Matt had to get some pencils.

Matt had to get some pencils.




3. Matt had to get some money.

Matt had to get some money.



4. Matt had to get some crayons.

Matt had to get some crayons.



pencils, money, crayons, dog food, books

# Rules at School

Write the words then match them to the correct pictures.

rules

rules

school

school

teacher

teacher

read

read



## Rules at School

1. We do our work.
2. We put up our hand in class.
3. We walk in the hall.
4. We get in line.
5. We read books to learn.



fill in the blanks with the correct words.  
Then write the sentences again.

1. We put up our hand in class.

We put up our hand in class.



2. We get in line.

We get in line.



3. We do our work.

We do our work.



4. We walk in the hall.

We walk in the hall.



Fill in the blanks with either do or get.  
Then write the sentences again.

1. We do our work.

We do our work.



Then we get time to play.

Then we get time to play.

2. We get in line.

We get in line.



We do not talk.

We do not talk.

3. We do not run.

We do not run.



# Write the rules for each picture.



1. We get in line. We do not talk.  
Then we can go outside to play.



2. We put up our hand in class.  
Then we can talk.



3. We do our work. we give our work to the teacher. Then we get time to play.



4. We read every day.  
We read books to learn.



# Three Kinds of Water

Match the words with the correct pictures.



gas  
gas

water  
water

liquid  
liquid

solid  
solid



Finish the sentences and write them again.

1. This water is a gas.

This water is a gas.

---



2. This water is a liquid.

This water is a liquid.

---



3. This water is a solid.

This water is a solid.

---



Fill in the blanks with the correct words.  
Then write the sentences again.

1. The water has a shape.

The water has a shape.



2. This water does not have  
a shape.

This water does not have a shape.



3. You can skate on ice.

You can skate on ice.



4. You can swim in water.

You can swim in water.



Finish the sentences with things you can do.

Then write the sentences again.

Use the book or the suggestions at the bottom to help you.

1. You can swim in water.

You can swim in water.



2. You can watch a movie.

You can watch a movie.



3. You can eat a hot dog.

You can eat a hot dog.



4. You can play at the park.

You can play at the park.



watch a movie, eat a hot dog,  
play at the park

# Garden Lunch

Write the words under the correct pictures.

deer raccoon Grandpa rabbit  
bird Ben



Ben



Grandpa



rabbit



deer



raccoon



bird

Finish the sentences. Then write the sentences again.

1. I will have some corn for lunch.




I will have some corn for lunch.

2. I will have some spinach for lunch.




I will have some spinach for lunch.

3. I will have some carrots for lunch.



I will have some carrots for lunch.

4. I will have some watermelon for lunch.



I will have some watermelon for lunch.

Fill in the blanks with the past tense words.  
Then write the sentences again.

1. **have > had** Ben and Grandpa had a garden.



Ben and Grandpa had a garden.

2. **go > went** Ben and Grandpa went into the house.



Ben and Grandpa went into the house.

3. **see > saw** A bird saw the garden.



A bird saw the garden.

4. **run > ran** Grandpa and Ben ran to the garden.



Grandpa and Ben ran to the garden.

Fill in the blanks with places to go.

Then write the sentences again and draw pictures.

1. They went into the house.

They went into the house.




2. They went to the store.

They went to the store.



3. They went to school.

They went to school.



4. They went to the library.

They went to the library.



to the store, to school, to the library, to the park



# Helping Animals

Match the words with the correct pictures.

play

play



vet

vet



rabbit

rabbit



bath

bath



Fill in the blanks and write the sentences again.

1. People can help animals.

People can help animals.



2. A boy gives his rabbit some food.

A boy gives his rabbit some food.



3. All animals like to play.

All animals like to play.



4. A boy takes his dog to the vet.

A boy takes his dog to the vet.



Circle the correct answers and write the sentences again.

1. All animals need/needs food.

All animals need food.



2. A boy give/gives his dog a bath.

A boy gives his dog a bath.



3. A girl give/gives her horse some water.

A girl gives her horse some water.



4. All animals like/likes to play.

All animals like to play.



How can you help animals? Use the book or the suggestions at the bottom to help you.



1. I can help animals play .

I can help animals play.

2. I can help animals go for a walk .

I can help animals go for a walk.

3. I can help animals get a treat .

I can help animals get a treat.

4. I can help animals find a home .

I can help animals find a home.

go for a walk, get a treat, find a home, scratch an itch

# Kids Can Have Jobs

Match the words with the correct pictures.

wash

wash

job

job

shovels

shovels

rake

rake



Fill in the blanks with the correct words.  
Then write the sentences again.

1. This girl and boy rake leaves for people.

This girl and boy rake leaves for people.




2. This boy shovels the snow for people.

This boy shovels the snow for people.



3. This boy washes a car.

This boy washes a car.



4. This girl has a job.

This girl has a job.



Circle the correct words and write the sentences again.

1. This girl ~~have~~/**has** a job.

This girl has a job.



2. This boy ~~have~~/**has** a job, too.

This boy has a job, too.



3. Many kids ~~have~~/**has** jobs.

Many kids have jobs.

# What jobs can you do? Use the book or the suggestions at the bottom to help you.

1. I can help other kids.

I can help other kids.



2. I can clean my room.

I can clean my room.

3. I can set the table.

I can set the table.

4. I can sweep the floor.

I can sweep the floor.

**clean my room, set the table,  
sweep the floor, wash the dishes**



# Max's Job

Write the words and then match them to the correct pictures.

Max, sister, Dad, Mom



Dad

---



Max

---



Sister

---



Mom

---

Fill in the blanks with the correct words.

Then write the sentences again.

1. You could be a dog walker.

You could be a dog walker.



2. You could be a babysitter.

You could be a babysitter.



3. You could be a paperboy.

You could be a paperboy.



4. Max loved to shovel snow.

Max loves to shovel snow.



Write the past tense verbs on the blanks  
and write the sentences again.

1. look ⇒ looked



Max loved at the sky every day.

Max loved at the sky every day.

2. is ⇒ was



Max was sad.

Max was sad.

3. take ⇒ took



He took off his coat.

He took off his coat.

4. do ⇒ did



The snow did not come.

The snow did not come.

Max did not want to be a paperboy.

Max did not want to be a paperboy.

# Fill in the blanks with things to take off.

1. He took off his coat.

He took off his coat.



2. He took off his hat.

He took off his hat.




3. He took off his bag.

He took off his bag.



4. He took off his shoes.

He took off his shoes.



hat, bag, boots, shoes, gloves, glasses, shirt, sweater

# A Seed Needs Help

Match the words with the correct pictures.

seeds

seeds



soil

soil



vegetables

vegetables



gardener

gardener



Fill in the blanks with the correct words.  
Then write the sentences again.

1. The peppers grow from \_\_\_\_\_.

---



2. People like to grow vegetables in a garden.

People like to grow vegetables in a garden.



3. A gardener puts a seed in the

soil.



A gardener puts a seed in the soil.

4. A gardener gets water for a seed.

A gardener gets water for a seed.



Circle the correct words and write the sentences again.

1. A seed ~~need~~/needs help to be a vegetable.

A seed needs help to be a vegetable.

---



2. The peppers ~~need~~/needs soil.

The peppers need soil.

---



3. The sun ~~warm~~/warms the seed.

The sun warms the seed.

---



4. People ~~like~~/likes to grow vegetables in a garden.

People like to grow vegetables in a garden.

---



Fill in the blanks with things people like to grow in gardens.  
Then write the sentences again and draw pictures.

1. People like to grow vegetables in a garden.

People like to grow vegetables in a garden.



2. People like to grow pumpkins in a garden.

People like to grow pumpkins in a garden.



3. People like to grow peppers in a garden.

People like to grow peppers in a garden.



4. People like to grow flowers in a garden.

People like to grow flowers in a garden.



pumpkins, peppers, flowers, tomatoes, strawberries



# Sorting at the Nature Center

Match the words with the correct pictures.

the class



Amir



teacher



Fill in the blanks with the correct words from the story.  
Then write the sentences again.

1. Then Amir saw a butterfly on a flower.



Then Amir saw a butterfly on a flower.

2. He saw a chipmunk go by.



He saw a chipmunk go by.

3. A frog jumped onto a lily pad.



A frog jumped onto a lily pad.


4. Amir saw some trees.



Amir saw some trees.

Write the past tense forms of the verbs in the sentences.  
Then write the sentences again.

1. **get** → **got**



Amir and his class got off the bus.

Amir and his class got off the bus.

2. **stop** → **stopped** Now Amir stopped by a pond.



Now Amir stopped by a pond.

3. **make** → **made** Amir made a chart in his notebook.



Amir made a chart in his notebook.

4. **sit** → **sat**



Amir sat on a rock.

Amir sat on a rock.

Fill in the blanks with things you have seen.

Use the book or the suggestions at the bottom to help you.

1. I saw a flower .

I saw a flower.



2. I saw a dog .

I saw a dog.



3. I saw a cat .

I saw a cat.



4. I saw an ant .






I saw an ant.



a dog, a cat, an ant, a boy, a car, a bird

# You Can Sort Boats

Match the words with the correct pictures.

Big	Small
	
	
	

canoe

canoe

boat

boat

sort

sort

ferry

ferry



Fill in the blanks with the correct words.  
Then write the sentences again.

1. People work together on this fishing boat.

People work together on this fishing boat.



2. This boat is a kayak.

This boat is a kayak.



3. A canoe is a small boat.

A canoe is a small boat.

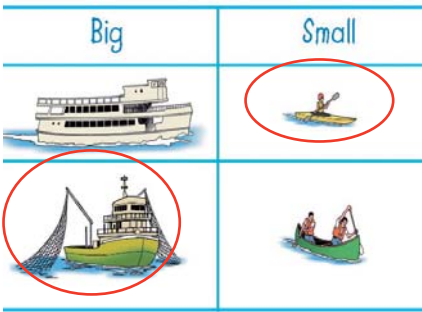


4. This boat is a ferry.

This boat is a ferry.

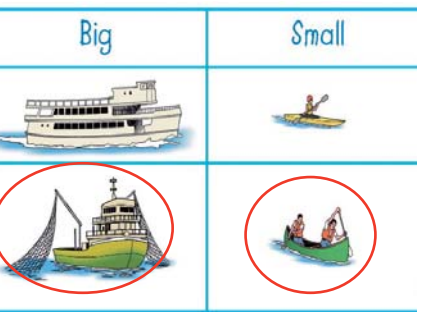


Fill in the blanks with bigger than.  
Then write the sentences again.




1. The fishing boat is bigger than a kayak.

The fishing boat is bigger than a kayak.



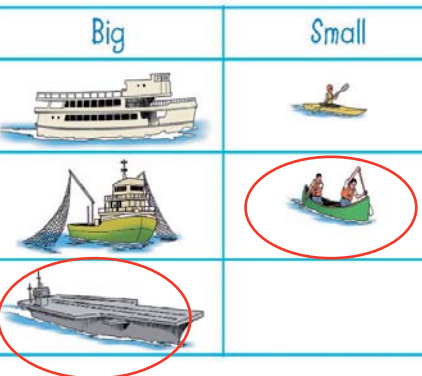
2. The fishing boat is bigger than a canoe, too.

The fishing boat is bigger than a canoe, too.



3. This boat is bigger than a kayak.

This boat is bigger than a kayak.



4. This boat is bigger than a canoe.

This boat is bigger than a canoe.

Ask questions about the sizes of things.

Use the book or the suggestions below to help you.

1. Is a canoe big or small?



Is a canoe big or small?


2. Is an elephant big or small?

Is an elephant big or small?



3. Is a carrot big or small?

Is a carrot big or small?



4. Is a leaf big or small?

Is a leaf big or small?



an elephant, a carrot, a leaf, a car