

Cones All Around

Write the words and then match them to the correct pictures.

cones



hat



jet



volcano




Finish the sentences with the correct words.
Then write the sentences again.


1. A _____ has a cone.




2. You can see cones on _____.



3. A _____ is a cone.



4. You can see _____ cones on
the street.



Circle the correct words and write the sentences again.

1. The cones **help/helps** people find their way.



2. The smoke **come/comes** from the top.



3. The cone **help/helps** the jet fly.



4. Some people **eat/eats** ice cream cones.



Draw the outlines of the cones in the pictures.



Near and Far

Write the words and then match them to the correct pictures.



library



mall



park



school



Fill in the blanks with the correct words.
Then write the sentences.

1. The _____ is _____ from my home.



2. The _____ is _____ my home.



3. The _____ is _____ from my home.



4. The _____ is _____ my home.



Finish the sentences with the correct prepositional phrases.


1. I can walk _____.



2. I can ride _____.



3. I play ball _____.




4. I put many places _____.



5. I can ride my bike _____.

Draw a map with your home and two places that are close to your home and two places that are far.

Finish the sentences and write them again.



1. The _____ is near my home.

2. The _____ is near my home.

3. The _____ is far from my home.

4. The _____ is far from my home.

Remember the Rules

Write the words under the correct pictures.

nurse teacher guard Matt









Finish the sentences with the correct words.
Then write the sentences again.

1. We do not run up the _____.




2. We do not run in the _____.



3. We walk in the _____.



4. We can run in the _____.



Finish the sentences with the past tense verbs.
Then write the sentences again.

1. **is** → **was**



Matt _____ late for school.

2. **run** → **ran**



Then he _____ down th hall
and CRASH!!

3. **get** → **got**



He _____ the snacks.

4. **go** → **went**

Then Matt _____ to the gym.




Fill in the blanks with appropriate words.

Then write the sentences again and draw pictures.


1. Matt had to get some sticks.




2. Matt had to get some _____.



3. Matt had to get some _____.



4. Matt had to get some _____.



pencils, money, crayons, dog food, books

Rules at School

Write the words then match them to the correct pictures.

rules



school

Rules at School

1. We do our work.
2. We put up our hand in class.
3. We walk in the hall.
4. We get in line.
5. We read books to learn.

teacher



read



fill in the blanks with the correct words.
Then write the sentences again.

1. We put up our _____ in class.



2. We get in _____.



3. We do our _____.



4. We walk in the _____.



Fill in the blanks with either do or get.
Then write the sentences again.

1. We _____ our work.

Then we _____ time to
play.

2. We _____ in line.

We _____ not talk.

3. We _____ not run.



Write the rules for each picture.



1. We _____



2. We _____



3. We _____



4. We _____

Three Kinds of Water

Match the words with the correct pictures.



gas

water

liquid

solid



Finish the sentences and write them again.

1. This water is a _____.



2. This water is a _____.



3. This water is a _____.



Fill in the blanks with the correct words.
Then write the sentences again.

1. The water _____ a shape.



2. This water _____
a shape.



3. You _____ on ice.



4. You _____ in water.



Finish the sentences with things you can do.

Then write the sentences again.

Use the book or the suggestions at the bottom to help you.

1. You can swim in water.



2. You can _____.



3. You can _____.



4. You can _____.



watch a movie, eat a hot dog,
play at the park

Garden Lunch

Write the words under the correct pictures.

deer raccoon Grandpa rabbit
bird Ben




Finish the sentences. Then write the sentences again.


1. I will have some _____ for lunch.




2. I will have some _____ for lunch.



3. I will have some _____ for lunch.



4. I will have some _____ for lunch.



Fill in the blanks with the past tense words.
Then write the sentences again.

1. **have > had** Ben and Grandpa _____ a garden.



2. **go > went** Ben and Grandpa _____ into the house.



3. **see > saw** A bird _____ the garden.



4. **run > ran** Grandpa and Ben _____ to the garden.



Fill in the blanks with places to go.

Then write the sentences again and draw pictures.


1. They went into the house.



2. They went _____.



3. They went _____.



4. They went _____.



to the store, to school, to the library, to the park

Helping Animals

Match the words with the correct pictures.

play •



vet •



rabbit •



bath •



Fill in the blanks and write the sentences again.

1. People can _____ animals.



2. A boy gives his _____ some food.



3. All animals like to _____.



4. A boy takes his dog to the _____.



Circle the correct answers and write the sentences again.

1. All animals **need/needs** food.



2. A boy **give/gives** his dog a bath.



3. A girl **give/gives** her horse some water.



4. All animals **like/likes** to play.



How can you help animals? Use the book or the suggestions at the bottom to help you.



1. I can help animals play .

2. I can help animals _____ .

3. I can help animals _____ .

4. I can help animals _____ .

go for a walk, get a treat, find a home, scratch an itch

Kids Can Have Jobs

Match the words with the correct pictures.

wash



job



shovels



rake



Fill in the blanks with the correct words.
Then write the sentences again.


1. This girl and boy _____ leaves
for people.



2. This boy _____ the snow for
people.



3. This boy _____ a car.



4. This girl has a _____.



Circle the correct words and write the sentences again.

1. This girl **have/has** a job.



2. This boy **have/has** a job, too.



3. Many kids **have/has** jobs.

What jobs can you do? Use the book or the suggestions at the bottom to help you.

1. I can help other kids.



2. I can _____.

3. I can _____.

4. I can _____.

**clean my room, set the table,
sweep the floor, wash the dishes**

Max's Job

Write the words and then match them to the correct pictures.

Max, sister, Dad, Mom



Fill in the blanks with the correct words.
Then write the sentences again.

1. You could be a _____.



2. You could be a _____.



3. You could be a _____.



4. Max loved to _____ snow.



Write the past tense verbs on the blanks
and write the sentences again.

1. **look** ⇒ **looked**



Max _____ at the sky every day.

2. **is** ⇒ **was**



Max _____ sad.

3. **take** ⇒ **took**



He _____ off his coat.

4. **do** ⇒ **did**



The snow _____ not come.

Max _____ not want to be a paperboy.

Fill in the blanks with things to take off.

1. He took off his coat.



2. He took off his _____.



3. He took off his _____.



4. He took off his _____.



hat, bag, boots, shoes, gloves, glasses, shirt, sweater

A Seed Needs Help

Match the words with the correct pictures.

seeds



soil



vegetables



gardener



Fill in the blanks with the correct words.
Then write the sentences again.

1. The peppers grow from _____.



2. People like to grow _____ in a garden.



3. A gardener puts a seed in the _____.



4. A _____ gets water for a seed.



Circle the correct words and write the sentences again.

1. A seed **need/needs** help to be a vegetable.



2. The peppers **need/needs** soil.



3. The sun **warm/warms** the seed.



4. People **like/likes** to grow vegetables in a garden.



Fill in the blanks with things people like to grow in gardens.
Then write the sentences again and draw pictures.

1. People like to grow vegetables in a garden.



2. People like to grow _____ in a garden.



3. People like to grow _____ in a garden.



4. People like to grow _____ in a garden.



pumpkins, peppers, flowers, tomatoes, strawberries

Sorting at the Nature Center

Match the words with the correct pictures.

the class



Amir



teacher



Fill in the blanks with the correct words from the story.
Then write the sentences again.

1. Then Amir saw a _____ on a
flower.



2. He saw a _____ go by.



3. A _____ jumped onto a lily pad.




4. Amir saw some _____.



Write the past tense forms of the verbs in the sentences.
Then write the sentences again.

1. **get** → **got**



Amir and his class _____ off the bus.

2. **stop** → **stopped**



Now Amir _____ by a pond.

3. **make** → **made**



Amir _____ a chart in his notebook.

4. **sit** → **sat**



Amir _____ on a rock.

Fill in the blanks with things you have seen.

Use the book or the suggestions at the bottom to help you.

1. I saw a flower .



2. I saw _____.

3. I saw _____.

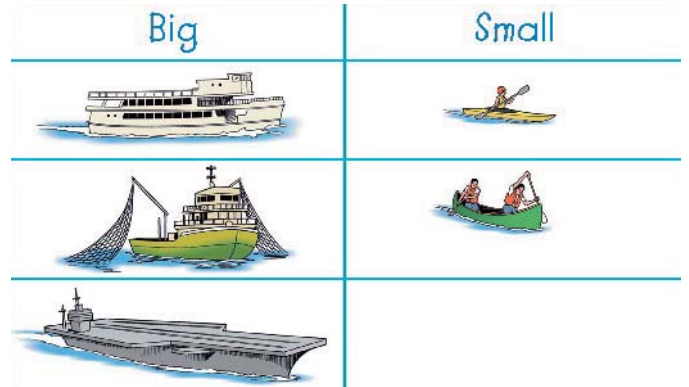
4. I saw _____.



a dog, a cat, an ant, a boy, a car, a bird

You Can Sort Boats

Match the words with the correct pictures.



canoe



boat

sort

ferry



Fill in the blanks with the correct words.
Then write the sentences again.

1. People work together on this
_____.



2. This boat is a _____.



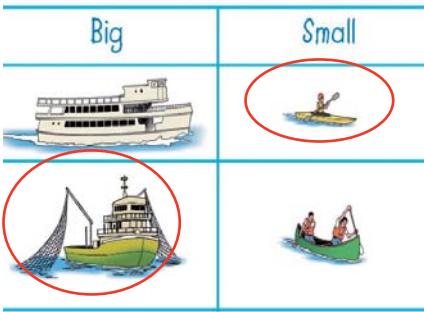
3. A _____ is a small boat.



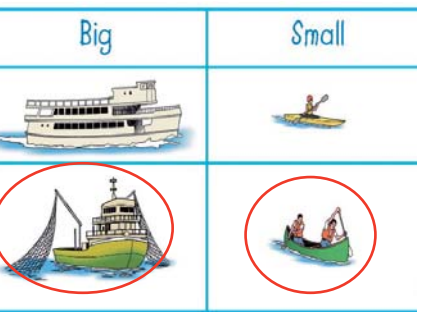
4. This boat is a _____.




Fill in the blanks with bigger than.
Then write the sentences again.



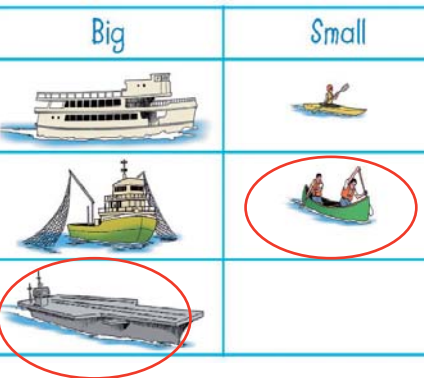
1. The fishing boat is _____ a kayak.



2. The fishing boat is _____ a canoe, too.



3. This boat is _____ a kayak.



4. This boat is _____ a canoe.


Ask questions about the sizes of things.

Use the book or the suggestions below to help you.


1. Is a canoe big or small?




2. Is _____ big or small?



3. Is _____ big or small?



4. Is _____ big or small?



an elephant, a carrot, a leaf, a car