

# Sorting at the Park

Write the words and then match them to the correct pictures.

kites

kites

park



park

sort

sort

gloves

gloves



Finish the sentences based on the pictures and then write the sentences again.

1. Look at the balloons.

Look at the balloons.

---



2. Look at the boys.

Look at the boys.

---



3. Look at the kites.

Look at the kites.

---



4. Look at the runners.

Look at the runners.


---



Write the correct letter in the blanks for each word.



     **B**      balloons

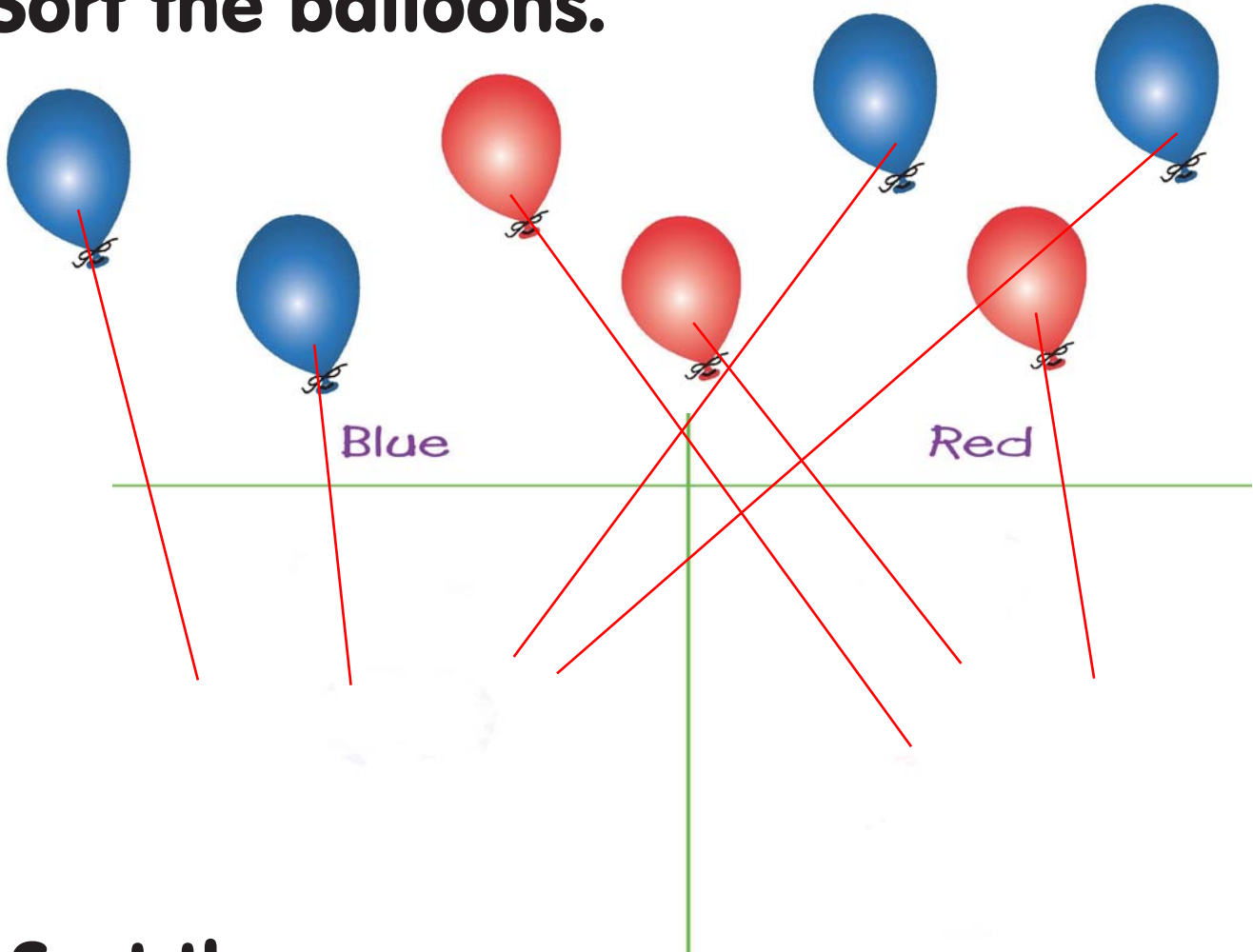


     **B**      birds

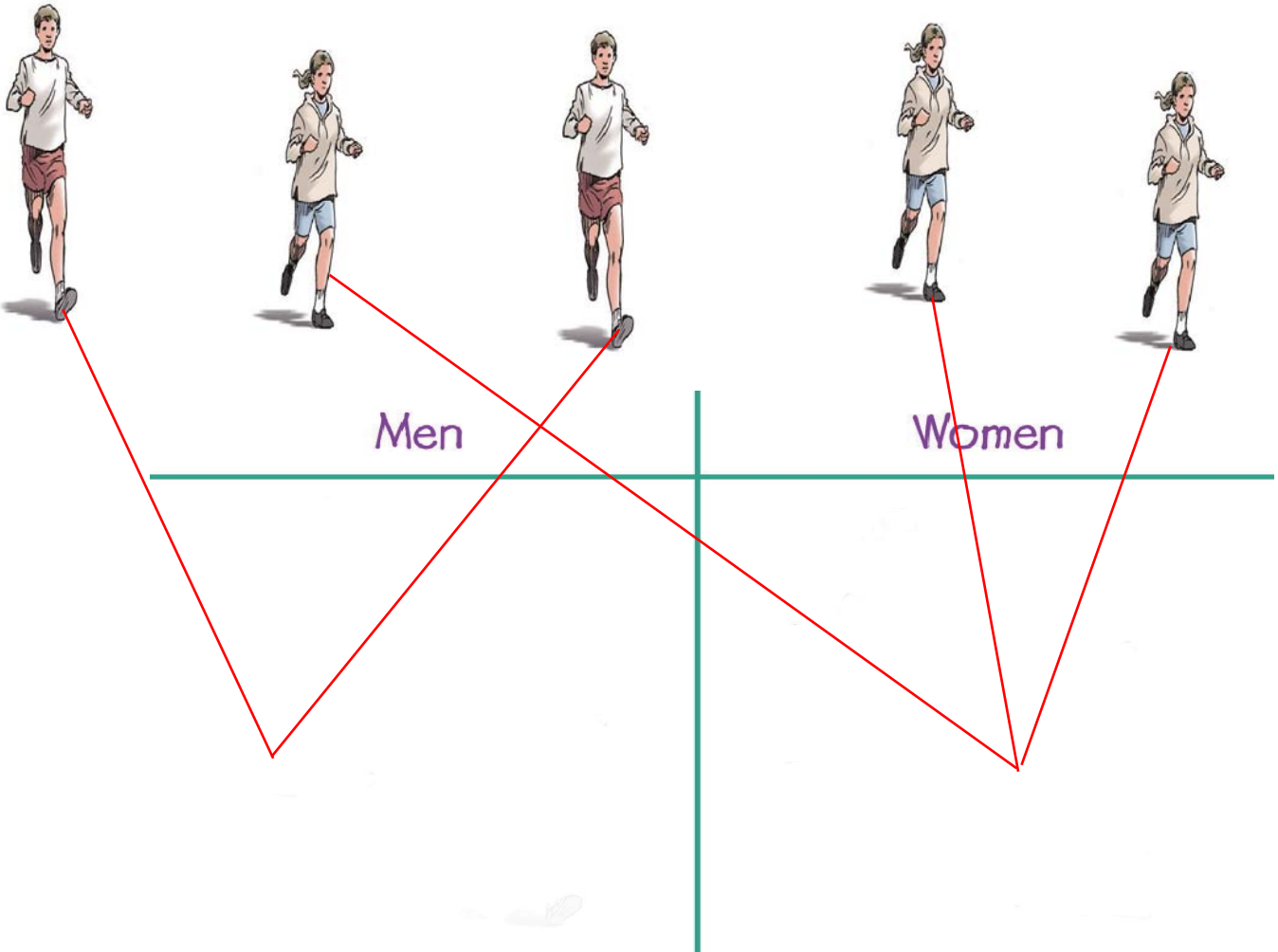


     **B**      oys

# Sort the balloons.



# Sort the runners.



# Ducklings Grow Up

Write the words and then match them to the correct pictures.



duck

duck

---



eggs

eggs

---

ducklings

ducklings

---

swim

swim

---



Complete the sentences based on the pictures and write the sentences again.

1. The ducklings can eat.



2. The ducklings swim.




3. The ducklings can sleep.



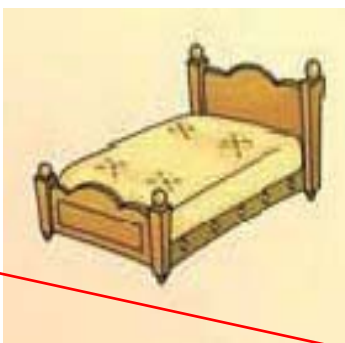
4. The ducklings can walk, too.



Match the letter d to the words that begin with the letter d.



d



Finish the sentences, write them again and draw pictures.

1. This mother duck has some eggs.

This mother duck has some eggs.



2. The boy has some toys.

The boy has some toys.



3. The girl has some friends.

The girl has some friends.



4. My mom has some brownies.

My mom has some brownies.



pencil, book, toys, friends, brownies



# Fox in the Forest

Write the words and then match them to the correct pictures.

Porcupine, Bees, Weasel, Owl, Fox, Bear, Ant



Fox



Ant



Owl



Weasel



Bees



Porcupine




Bear

Circle the correct words and write the sentences again.

1. Fox see/sees Ant.

Fox sees Ant.



2. Fox and Ant see/sees Porcupine.

Fox and Ant see Porcupine.



3. I like/likes the forest.

I like the forest.



4. Bear like/likes the forest.

Bear likes the forest.



Write a “w” for each word and then write the words again.



Weasel

Weasel

---



Wolf

Wolf

---



Wall

Wall

---



Water

Water

---

# Finish the sentences with things you like.


1. I like the forest.

I like the forest.



2. I like cookies.

I like cookies.




3. I like my pencil case.

I like my pencil case.



4. I like your shirt.

I like your shirt.



the forest, cookies, my pencil case, your shirt, my bedroom

# My Beach Bag

Write the words and then match them to the correct pictures.



swimsuits  
swimsuits

beach bag  
beach bag




hats  
hats

towels  
towels



Finish the sentences and write them again.



1. I will put five hats in the bag.

I will put five hats in the bag.



2. I will put five buckets in the bag.

I will put five buckets in the bag.




3. I will put five swimsuits in the bag.

I will put 5 swimsuits in the bag.

Count the things in the pictures then add them all together.



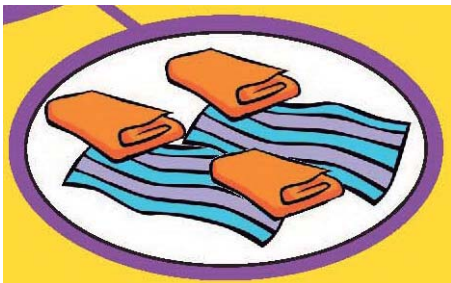
How many swimsuits are there?  
There are five swimsuits.



How many hats are there?  
There are five hats.



How many buckets are there?  
There are five buckets.



How many towels are there?  
There are five towels.

How many things are there?  
There are five things.

Finish the sentences with the word will.

Write the sentences again and draw pictures.



I will put in five shovels, too.

I will put in five shovels, too.

---



My family will use the hats at the beach.

My family will use the hats at the beach.

---



I will count the things in the bag.

I will count the things in the bag.

---



# What Is in a Forest?

Write the words and then match them to the correct pictures.

butterfly

butterfly

beaver



beaver

forest

forest

alive

alive



Finish the sentences with the correct words.  
Then write the sentences again.

1. A butterflies is alive.

A butterflies is alive.



2. A rock is not alive.

A rock is not alive.



3. A tree is alive.

A tree is alive.



4. This water is not alive.

This water is not alive.



Fill in the blanks with “is” or “are”. Then write the sentences again.



1. Many butterflies are in a forest.

Many butterflies are in a forest.

---



2. A tree is not alive.

A tree is not alive.

---



3. Many rocks are in a forest.

Many rocks are in a forest.

---

Fill in the blanks with things you can see in a forest.  
Then draw pictures.

1. You can see beavers in a forest.

You can see beavers in a forest.



2. You can see squirrels in a forest.

You can see squirrels in a forest.



3. You can see spiders in a forest.

You can see spiders in a forest.



4. You can see mice in a forest.

You can see mice in a forest.



beavers, squirrels, spiders, mice, bears, trees

# The White House

Write the words and then match them to the correct pictures.



room

room

---

garden

garden

---



windows

windows

---

White House

White House

---



Fill in the blanks with the correct words and write the sentences again.

1. The White House has many rooms.

The White House has many rooms.



2. This garden has many flowers.

This garden has many flowers.



3. The White House has many windows.

The White House has many windows.



Fill in the blanks with “is” or “are”. Then write the sentences again.

1. Some of the rooms are big.

Some of the rooms are big.



2. The White House is a big house.

The White House is a big house.



3. This is a room in the White House.

This is a room in the White House.



4. Some of the rooms are small.

Some of the rooms are small.


Fill in the blanks with places you can go.  
Then write the sentences again and draw pictures.



1. You can go to  
the White House.


You can go to the

White House.




2. You can go to the park.

You can go to the park.



3. You can go to the store.

You can go to the store.



4. You can go to the library.

You can go to the library.

the White House, the park, the store, the library, the mall



# Rainy Day

Write the words and then match them to the correct pictures.

wind

wind

rainy

rainy

cloud

cloud

weather

weather



Fill in the blanks with the correct words.  
Then write the sentences again.

1. The flowers need water.

The flowers need water.



2. The trees need water.

The trees need water.



3. The rainy weather helps the flowers grow.

The rainy weather helps the flowers grow.

4. The rainy weather helps the trees grow.

The rainy weather helps the trees grow.

Circle the correct word. Then write the sentences again.

1. A big cloud come/comes.



A big cloud comes.

2. The flowers need/needs water.



The flowers need water.

3. The wind blow/blows.



The wind blows.

4. The trees need/needs water.



The trees need water.

Fill in the blanks with things to look at.  
Then write the sentences again and draw pictures.

1. Look at the sky.

Look at the sky.



2. Look at the cloud.

Look at the cloud.



3. Look at the flowers.

Look at the flowers.



4. Look at the beavers.

Look at the beavers.



the sky, the cloud, the flowers, the beavers, the White House

# We Can Use Coins

Match the words with the correct pictures and write the words again.

penny

penny

nickle

nickle

quarter

quarter

dime

dime



Fill in the blanks with the correct words.  
Then write the sentences again.

1. This boy has a penny.

This boy has a penny.



2. This girl has a nickel.

This girl has a nickel.



3. He has a dime.

He has a dime.



4. She has a quarter.

She has a quarter.



Fill in the blanks with the word “does”.  
Then write the questions again.

1. What coin does this boy have?

What coin does this boy have?



2. What coin does this girl have?

What coin does this girl have?



3. What coin does he have?

What coin does he have?



4. What coin does she have?

What coin does she have?



Fill in the blanks. Then write the sentences again and draw pictures.

1. You can use coins.

You can use coins.



2. You can use a pencil.

You can use a pencil.



3. You can use a cup.

You can use a cup.



4. You can use a phone.

You can use a phone.



a pencil

a cup

a phone

an eraser

a TV



# We Subtract

Match the words with the correct pictures.



cookies

cookies

puppies



puppies

flowers

flowers

apples

apples



Finish the sentences and write them again.

1. The children like to make cookies.

The children like to make cookies.



2. The children like to pick apples.

The children like to pick apples.



3. The children like to pick flowers.

The children like to pick flowers.



4. Look! The children have kittens.

Look! The children have kittens.



Practice the words by saying them and writing them again.



an apple

an apple



seven apples

seven apples



a cookie

a cookie



eight cookies

eight cookies



a puppy

a puppy




three puppies

three puppies

Fill in the blanks. Then write the sentences again and draw pictures.


1. The children have eight toy cars.

The children have eight toy cars.




2. The children have six erasers.

The children have six erasers.



3. I have two apples.

I have two apples.



4. My friend has four friends.

My friend has four friends.

eight toy cars, six erasers, two apples, four friends, ten dogs

# The Yard Sale

Write the words under the correct pictures.

Boy , Man , Mark , Girl , Mom



Mark



Man



Boy



Girl



Mom

Fill in the blanks. Then write the sentences again.

1. They put clothes on the tables.

They put clothes on the tables.



2. They put books on the tables.

They put books on the tables.



3. The man put a dime in the jar.

The man put a dime in the jar.



4. The boy put a nickel in the jar.

The boy put a nickel in the jar.



Write the past tense forms of the verbs in the blanks.  
Then write the sentences again.



get --> got

Mark and Mom got some tables.

Mark and Mom got some tables.



put --> put

Mark and Mom put toys on the tables.

Mark and Mom put toys on the tables.



say --> said

A boy said , “Can I get this toy car?”

A boy said , “ Can I get this toy car?”

Fill in the blanks with things to put in the jar.

Write the sentences again and draw the things in the jar.

1. The man put a nickel in the jar.

The man put a nickel in the jar.

2. My friend put a penny in the jar.

My friend put a penny in the jar.

3. I put a pencil in the jar.

I put a pencil in the jar.



a nickel

a penny

a butterfly

a pencil

a toy car