

Sorting at the Park

Write the words and then match them to the correct pictures.


kites .



park .



sort .



gloves .



Finish the sentences based on the pictures and then write the sentences again.

1. Look at the _____.



2. Look at the _____.



3. Look at the _____.




4. Look at the _____.



Write the correct letter in the blanks for each word.



_____alloons



_____irds



_____oys

Sort the balloons.



Blue

Red

Sort the runners.




Men

Women

Ducklings Grow Up

Write the words and then match them to the correct pictures.



●
duck



●
eggs

ducklings

swim



Complete the sentences based on the pictures and write the sentences again.

1. The ducklings can _____.



2. The ducklings _____.




3. The ducklings can _____.



4. The ducklings can _____, too.



Match the letter d to the words that begin with the letter d.



d



Finish the sentences, write them again and draw pictures.

1. This mother duck has some eggs.



2. The boy has some _____



3. The girl has some _____ .



4. My mom has some _____ .



pencil, book, toys, friends, brownies

Fox in the Forest


Write the words and then match them to the correct pictures.

Porcupine, Bees, Weasel, Owl, Fox, Bear, Ant



Circle the correct words and write the sentences again.

1. Fox see/sees Ant.



2. Fox and Ant see/sees Porcupine.



3. I like/likes the forest.



4. Bear like/likes the forest.



Write a "w" for each word and then write the words again.



___ easel



___ olf



___ all



___ ater

Finish the sentences with things you like.

1. I like _____.



2. I like _____.



3. I like _____.



4. I like _____.



the forest, cookies, my pencil case, your shirt, my bedroom

My Beach Bag

Write the words and then match them to the correct pictures.



●
swimsuits

beach bag

●




●
hats

towels

●



Finish the sentences and write them again.



1. I will put five _____ in the bag.



2. I will put five _____ in the bag.




3. I will put 5 _____ in the bag.

Count the things in the pictures then add them all together.



How many swimsuits are there?
There are _____ swimsuits.



How many hats are there?
There are _____ hats.



How many buckets are there?
There are _____ buckets.



How many towels are there?
There are _____ towels.

How many things are there?
There are _____ things.

Finish the sentences with the word will.

Write the sentences again and draw pictures.



I _____ put in five shovels, too.



My family _____ use the hats at the beach.



I _____ count the things in the bag.

What Is in a Forest?

Write the words and then match them to the correct pictures.

butterfly



beaver



forest



alive



**Finish the sentences with the correct words.
Then write the sentences again.**

1. A _____ is alive.



2. A _____ is not alive.



3. A _____ is alive.



4. This _____ is not alive.



Fill in the blanks with “is” or “are”. Then write the sentences again.



1. Many butterflies ____ in a forest.



2. A tree _____ not alive.



3. Many rocks _____ are in a forest.

Fill in the blanks with things you can see in a forest.
Then draw pictures.

1. You can see beavers in a forest.



2. You can see _____ in a forest.



3. You can see _____ in a forest.



4. You can see _____ in a forest.



beavers, squirrels, spiders, mice, bears, trees

The White House

Write the words and then match them to the correct pictures.



●
room

garden



●
windows

White House



Fill in the blanks with the correct words and write the sentences again.

1. The White House has many_____.



2. This garden has many_____.



3. The White House has many_____.



Fill in the blanks with “is” or “are”. Then write the sentences again.

1. Some of the rooms _____ big.

2. The White House _____ a big house.



3. This _____ a room in the White House.




4. Some of the rooms _____ small.




Fill in the blanks with places you can go.
Then write the sentences again and draw pictures.




1. You can go to
the White House.



2. You can go to _____.



3. You can go to _____.



4. You can go to _____.

the White House, the park, the store, the library, the mall

Rainy Day

Write the words and then match them to the correct pictures.

wind

•



rainy

•



cloud

•



weather

•



Fill in the blanks with the correct words.
Then write the sentences again.

1. The _____ need water.



2. The _____ need water.



3. The _____ weather helps the flowers grow.

4. The _____ _____ helps the trees grow.

Circle the correct word. Then write the sentences again.

1. A big cloud come/comes.



2. The flowers need/needs water.



3. The wind blow/blows.



4. The trees need/needs water.



Fill in the blanks with things to look at.
Then write the sentences again and draw pictures.

1. Look at the sky.



2. Look at _____.



3. Look at _____.



4. Look at _____.



the sky, the cloud, the flowers, the beavers, the White House

We Can Use Coins

Match the words with the correct pictures and write the words again.

penny



nickle



quarter



dime



Fill in the blanks with the correct words.
Then write the sentences again.

1. This boy has a _____.



2. This girl has a _____.



3. He has a _____.



4. She has a _____.



Fill in the blanks with the word “does”.
Then write the questions again.

1. What coin _____ this boy have?



2. What coin _____ this girl have?



3. What coin _____ he have?



4. What coin _____ she have?



Fill in the blanks. Then write the sentences again and draw pictures.

1. You can use coins.



2. You can use _____.



3. You can use _____.



4. You can use _____.



a pencil

a cup

a phone

an eraser

a TV

We Subtract

Match the words with the correct pictures.




•
cookies

•
puppies

flowers

apples



Finish the sentences and write them again.

1. The children like to make _____.



2. The children like to pick _____.



3. The children like to pick _____.




4. Look! The children have _____.



Practice the words by saying them and writing them again.



an apple



seven apples



a cookie



eight cookies



a puppy




three puppies

Fill in the blanks. Then write the sentences again and draw pictures.


1. The children have eight toy cars.




2. The children have _____.



3. I have _____.



4. My friend has _____.




eight toy cars, six erasers, two apples, four friends, ten dogs

The Yard Sale

Write the words under the correct pictures.

Boy , Man , Mark , Girl , Mom











Fill in the blanks. Then write the sentences again.

1. They put _____ on the tables.



2. They put _____ on the tables.



3. The man put a _____ in the jar.



4. The boy put a _____ in the jar.



Write the past tense forms of the verbs in the blanks.
Then write the sentences again.



get --> got

Mark and Mom _____ some tables.



put --> put

Mark and Mom _____ toys on the tables.



say --> said

A boy _____ , "Can I get this toy car?"

Fill in the blanks with things to put in the jar.

Write the sentences again and draw the things in the jar.

1. The man put _____ in the jar.

2. My friend put _____ in the jar.

3. I put _____ in the jar.



a nickel

a penny

a butterfly

a pencil

a toy car