

# Families Have Rules

Write the words and then match them to the correct pictures.



homework

family

rule

dishes



**Fill in the blanks and write the sentences again.**

1. Do your \_\_\_\_\_.

\_\_\_\_\_



2. Make your \_\_\_\_\_.

\_\_\_\_\_



3. Wash the \_\_\_\_\_.

\_\_\_\_\_



4. Set the \_\_\_\_\_.

\_\_\_\_\_




5. Brush your \_\_\_\_\_.

\_\_\_\_\_



Write a "t" in the blanks, write the words then say the words.



ca \_\_\_\_

---




coa \_\_\_\_

---



nu \_\_\_\_

---




\_\_\_\_eacher

---



ba \_\_\_\_

---



\_\_\_\_urtle

---



\_\_\_\_en \_\_\_\_

---



\_\_\_\_able

---



\_\_\_\_ie

---

**Unscramble the sentences and match them to the correct pictures.**

1. your, homework, do  
Do your homework.



2. dishes, wash, the  
\_\_\_\_\_



3. brush, teeth, your  
\_\_\_\_\_



4. the, set, table  
\_\_\_\_\_



5. bed, make, your  
\_\_\_\_\_



# A Map of My House


map

\_\_\_\_\_



kitchen

\_\_\_\_\_



hall

\_\_\_\_\_



living room

\_\_\_\_\_



# Finish the sentences and write them again one time.

The \_\_\_\_\_ is in my house.

---



The \_\_\_\_\_ is in my house.

---




The \_\_\_\_\_ is in my house.

---





The \_\_\_\_\_ is in my house.

---




# Which words start with “h” ?



house	map	hall	bedroom
horse	hat	kitchen	family

Draw a map of your house and write about it.



The kitchen is on my map.

---

---

---

---

---



# No, Tim!

Write the words and then match them to the correct pictures.

1. jump

\_\_\_\_\_

2. kick

\_\_\_\_\_

3. skateboard

\_\_\_\_\_

4. guitar

\_\_\_\_\_

5. pizza

\_\_\_\_\_

6. cookie

\_\_\_\_\_



Fill in the blanks and write the sentences again.

1. Tim got a \_\_\_\_\_.

\_\_\_\_\_



2. Tim kicked a \_\_\_\_\_.

\_\_\_\_\_




3. Tim got a \_\_\_\_\_.

\_\_\_\_\_



4. Tim put on the \_\_\_\_\_.

\_\_\_\_\_




5. Mom ate a \_\_\_\_\_.

\_\_\_\_\_



Write a “d” in the blanks, write the words then say the words.



be \_\_\_




\_\_\_og



sa\_\_\_



\_\_\_oor



\_\_\_ish



re \_\_\_



\_\_\_a\_\_\_



\_\_\_eer




\_\_\_rum

# Tell Tim what not to do. Finish the sentences and draw the pictures.

Do not kick !

\_\_\_\_\_



Do not \_\_\_\_\_!

\_\_\_\_\_



Do not \_\_\_\_\_!

\_\_\_\_\_



Do not \_\_\_\_\_!

\_\_\_\_\_



play



run



cry



jump



swim



eat

# Soft and Hard

Write the words and match them to the correct pictures.

bat

key



●  
pillow

---

●  
teddy bear

---

Finish the sentences, write them again and match them to the correct pictures.

1. A teddy bear is not hard.

\_\_\_\_\_ ●



2. A key is soft.

\_\_\_\_\_ ●




3. A rock is soft.

\_\_\_\_\_ ●




4. A towel is hard.

\_\_\_\_\_ ●

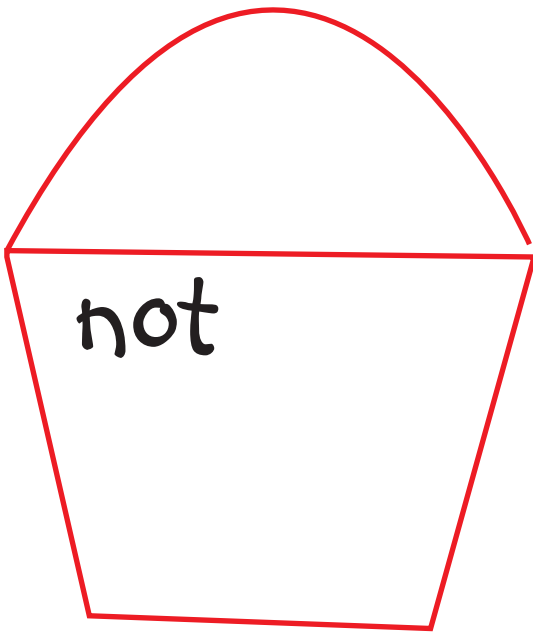


5. A pillow is hard.

\_\_\_\_\_ ●



# Fish out the words that have a short o sound.



rock

not

bed

in

can

sit

big

sock

dog

his

cop

bag

soft

**Finish the sentences, write them again one time and draw pictures.**

A key is hard.

---



A \_\_\_\_\_ is hard.

---




A \_\_\_\_\_ is soft.

---




A \_\_\_\_\_ is soft.

---



cat



hat




nut



bell



jar



book



# A Plant Has Parts

Write the words and connect them to the correct pictures.

roots

\_\_\_\_\_



leaves

\_\_\_\_\_



stem

\_\_\_\_\_



plant

\_\_\_\_\_



# Finish the sentences and write them again.

We will see leaves.

---



We will see \_\_\_\_\_.

---



We will see \_\_\_\_\_.

---



We will see \_\_\_\_\_.

---



Write a "l" in the blanks, write the words then say the words.



\_\_\_eaves

\_\_\_\_\_



\_\_\_amp

\_\_\_\_\_




bal\_\_\_

\_\_\_\_\_



\_\_\_ight

\_\_\_\_\_



penci\_\_\_

\_\_\_\_\_



\_\_\_egs

\_\_\_\_\_



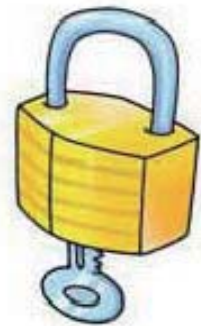
bel\_\_\_

\_\_\_\_\_



wal\_\_\_


\_\_\_\_\_



\_\_\_ock

\_\_\_\_\_

**Draw a picture of a plant and write about it.**



*This plant has*

---

---

---

---

---

---

# Bill's First Day

cook

nurse

librarian

coach

principal

Write the words under the correct pictures.



---



---



---



---

# Finish and write the sentences. Then match.

1. This woman \_\_\_\_\_ the librarian. •

\_\_\_\_\_




2. This woman \_\_\_\_\_ the coach. •

\_\_\_\_\_



3. This man \_\_\_\_\_ the cook. •

\_\_\_\_\_



4. This woman \_\_\_\_\_ the nurse. •

\_\_\_\_\_



5. This woman \_\_\_\_\_ the principal. •

\_\_\_\_\_



Write the words in the correct pictures, beginning "l" in the lamp and ending "l" in the pencil.

Beginning l

Ending l



lamp



pencil

lamp

ball

principal

pencil

legs

librarian


Bill

light

# Finish the sentences, write them again one time and draw pictures.

They went to the gym.

---



They went to the \_\_\_\_\_.

---



I went to the \_\_\_\_\_.

---




I went to the \_\_\_\_\_.

---



bathroom



zoo




park



backyard



lake




bookstore



# The Birthday Flowers

Write the words and match them to the correct pictures.



●  
cake

---

mom

---



●  
card

---

flowers

---



**Write the sentences and draw the pictures.**

She made red petals.

\_\_\_\_\_



She made blue petals.

\_\_\_\_\_



She made some stems.

\_\_\_\_\_




She made leaves, too.



\_\_\_\_\_



Connect the letter m to the words that begin with m.




M M



Finish the sentences, write them again one time and draw pictures.

I will make a card.

\_\_\_\_\_



I will make a \_\_\_\_\_.

\_\_\_\_\_



I will make a \_\_\_\_\_.

\_\_\_\_\_



I will make a \_\_\_\_\_.

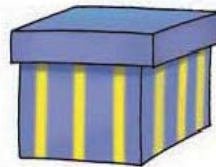
\_\_\_\_\_



hamburger



sweater



box



cake



scarf



tent

# Can We Have a Pet?

Write the words and connect them to the correct pictures.

fish •

\_\_\_\_\_

cat •

\_\_\_\_\_

dog •

\_\_\_\_\_

bird •


\_\_\_\_\_



**Finish the sentences and write them again one time.**

Do dogs have fur?

\_\_\_\_\_



Do \_\_\_\_\_ have fur?

\_\_\_\_\_



Do \_\_\_\_\_ have fur?

\_\_\_\_\_



Do \_\_\_\_\_ have fur?

\_\_\_\_\_



dogs, birds, cats, fish

Write the words that have a short a sound in the cat's bowl.

happy

nut

cat

can

rabbit


tent

bed

sad

hot

pin



**Finish the sentences, write them again one time and draw pictures.**

Can we have a dog ?

\_\_\_\_\_



Can we have a \_\_\_\_\_ ?

\_\_\_\_\_



Can I have a \_\_\_\_\_ ?

\_\_\_\_\_



Can I have a \_\_\_\_\_ ?

\_\_\_\_\_



eraser



clock



cat



apple




chair



book



hamburger



turtle



# Helping Friends

Write the words and match them to the correct pictures.



●  
books

\_\_\_\_\_

friends

\_\_\_\_\_

●

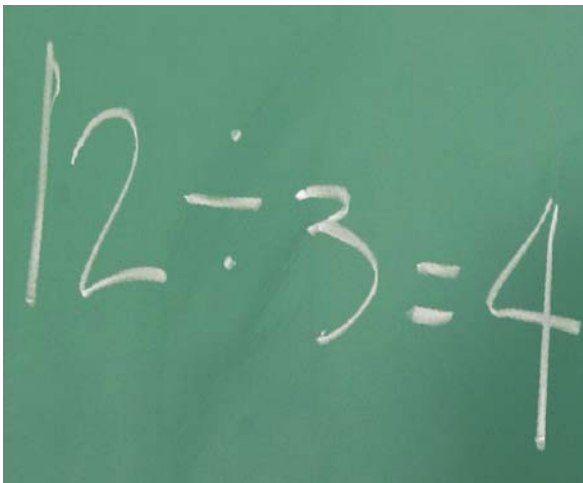
●  
mess

\_\_\_\_\_

math

\_\_\_\_\_

●



**Finish the sentences and write them again one time.**

1. I can help my friend  
with math.

---

---



2. I can help my friend  
with the \_\_\_\_\_.

---


---



3. I can help my friend  
get the \_\_\_\_\_.

---

---




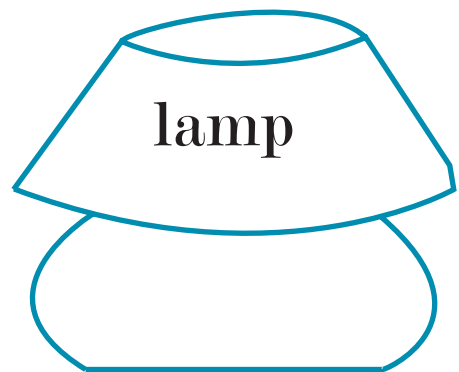


4. I can help my friend  
with the \_\_\_\_\_.

---

---



Write the words that begin with “m” in the mess, the words that begin with “l” in the lamp and the words that begin with “h” in the house.



Finish the sentences with “some” or “a” and a plural or singular noun, write the sentences again and draw pictures.

My friend has     a         mess     .



My friend has \_\_\_\_\_ .




I have \_\_\_\_\_ .



I have \_\_\_\_\_ .



some cookies



a carrot



a jar



some oranges



some brownies

# Jobs at School

Write the words and match them to the correct pictures.


coach



custodian



librarian



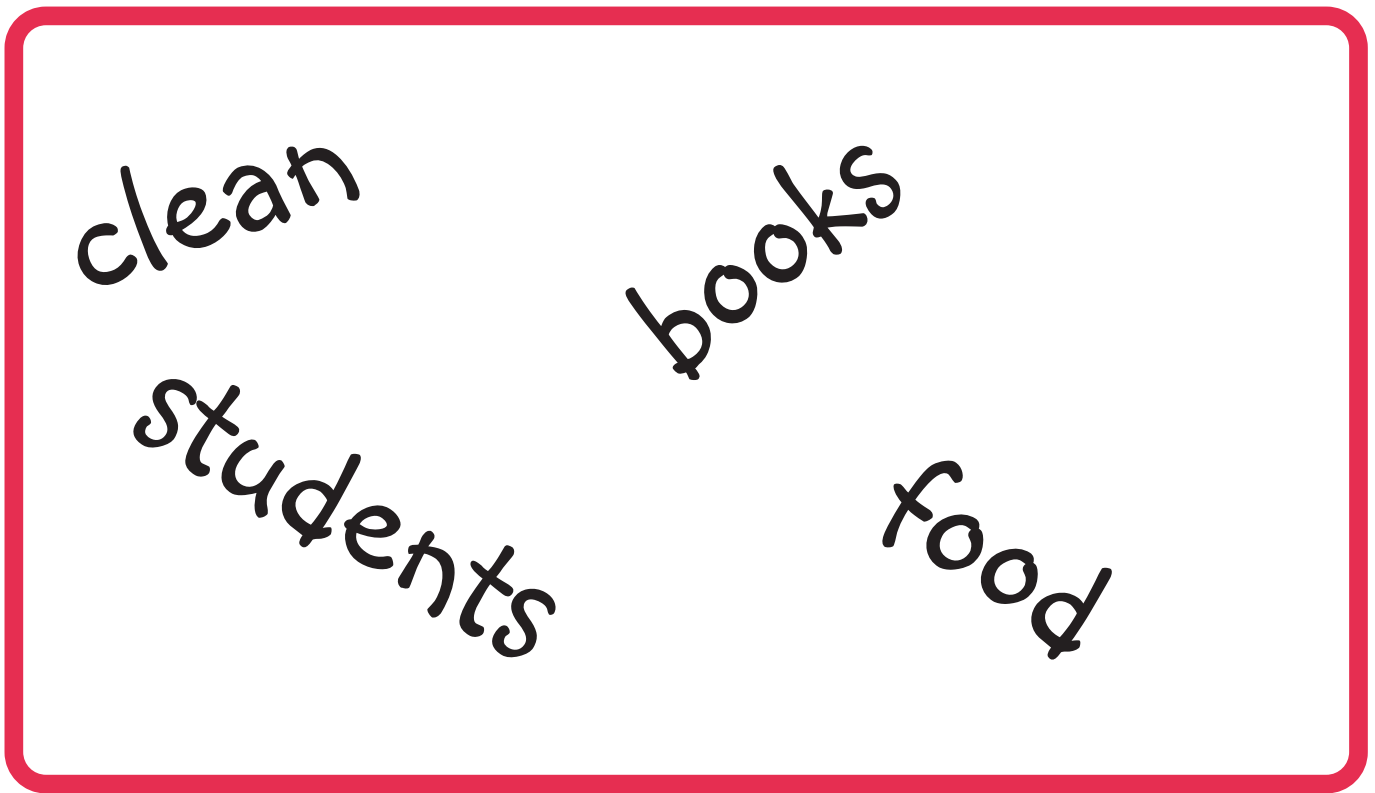
teacher



# Fill in the blanks with the words from the box.

1. A teacher works with the \_\_\_\_\_.


2. A custodian makes the school \_\_\_\_\_.



3. A librarian gets \_\_\_\_\_ for the students.

4. A cook makes \_\_\_\_\_ for the students.

Write the words that begin with “p” in the pencil, “t” in the tent, and “c” in the carrot.



table

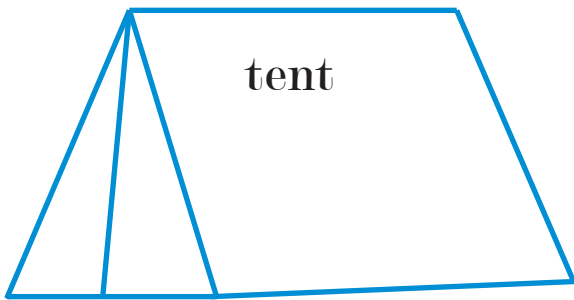
pin

tent

clock

carrot

tear

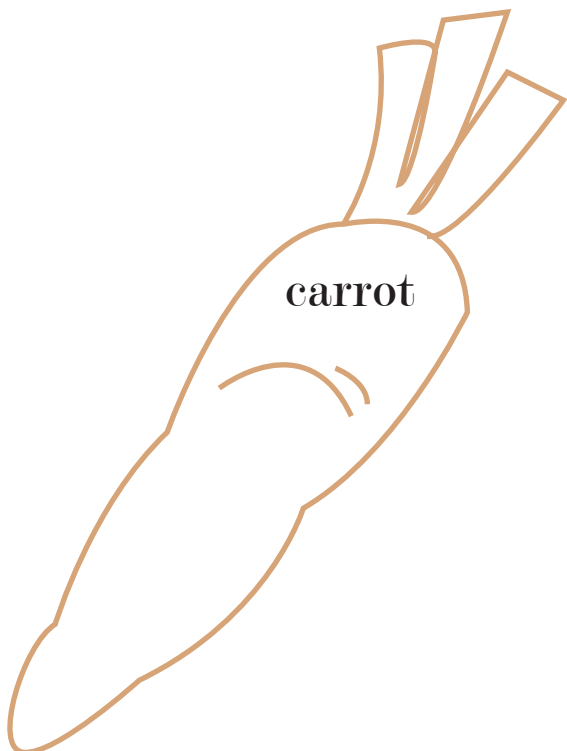


cook

corn

pig

turtle



lock

pot

coach

# Finish the sentences, write them again one time and draw pictures.

This man is a custodian.

---



This man is \_\_\_\_\_.

---



This woman is \_\_\_\_\_.

---



This woman is \_\_\_\_\_.

---



a firefighter



an actress



a businessman



a secretary



a police officer