

Syllabus



Unit and Title	Topic and Vocabulary	Grammar
1 Feelings	Feelings: happy, sad, sleepy, angry, sick, hot, cold, scared	I'm scared. Are you scared? / Yes, I am. / No, I'm not.
2 Our House	Rooms in a house: kitchen, living room, dining room, hall, bedroom, bathroom, closet, yard	Joey is in the bathroom. Where's Joey? / He's in the bathroom.
3 Weather	Weather: sunny, cloudy, windy, rainy, snowy, foggy, warm, cool	It's windy. What's the weather like? / It's windy.
Recycle it! 1	Review of Units 1–3	
Discover it! 1 Seasons	Seasons: winter, spring, summer, fall	
4 Telling Time	Time: 1:00, 2:00, 3:00, 4:00, 5:00, 6:00, 7:00, 8:00, 9:00, 10:00, 11:00, 12:00, 12:15, 12:30, 12:45	It's 12:00. What time is it? / It's 12:00.
5 In a Toy Store	Toys: kites, video games, board games, toy cars, comic books, yo-yos, balloons, rockets	These are yo-yos. / Those are kites. What are these? / They're yo-yos. What are those? / They're kites.
6 Eating Out	Food: spaghetti, French fries, fish, salad, ice cream, noodles, fruit, soup	I want noodles. / We want soup. What do you want? / I want noodles. / We want soup.
Recycle it! 2	Review of Units 4–6	
Discover it! 2 Foods Around the World	International foods: hamburgers, hot dogs, dumplings, congee, sushi, rice balls, salsa, tacos, kimchi, barbecue	
7 Art Class	Art supplies: scissors, paintbrushes, paints, stickers, pins Prepositions: in, on, under	The scissors are in the box. Where are the scissors? / They're in the box.
8 After School	After-school activities: English class, math class, calligraphy class, swimming class, dance class, soccer practice, judo practice, baseball practice	I'm going to judo practice. Where are you going? / I'm going to judo practice.
9 Class Party	Party activities: eat / eating a snack, drink / drinking juice, play / playing the drums, watch / watching TV, read / reading a book, feed / feeding the hamster, paint / painting a picture, draw / drawing a map	He's drawing a map. What's Mojo doing? / He's drawing a map.
Recycle it! 3	Review of Units 7–9	
Discover it! 3 More Numbers	Numbers: 13, 14, 15, 16, 17, 18, 19, 20	
Culture 1 Teachers' Day	Gifts and actions: card, heart, carnations, song, clap, actor, smile, gift	
Culture 2 Earth Day	Places and nature: park, nature, sky, water Recyclable items: newspapers, bottles, cans, plastic bags	
I can do it!	Assessment for Level 2	

Functional Dialogs	TPR Verbs	Phonics
Hi, Beth. How are you? / I'm OK. And you? / I'm great, thanks. What's that? / I don't know.	Going to a friend's house	Initial sounds review A–L
Hi. I'm Beth. What's your name? / My name's Pluto. How old are you? / I'm 10.	Cleaning up the house	Initial sounds review M–W, Y and Z Final sound X
This is my friend, Lisa. / Nice to meet you. I'm Jupiter. Let's go to the park. / Good idea.	Going out on a rainy day	at: cat, hat an: can, van ad: sad, dad
What's your favorite season? / I like fall. It's cloudy and cool.		
I like your watch. / Thanks. It's time to eat lunch. / Don't forget your hat.	Doing daily activities	ot: dot, pot ox: fox, box ock: clock, rock
Which toy car do you want? / The red one. May I have that comic book, please? / Here you are.	Playing a board game	s: yo-yos, balloons s: books, kites es: paintbrushes, watches
I'm really hungry / Me, too. Can you use chopsticks? / No, I can't. Can you? / Yes, I can.	Ordering at a fast food restaurant	ed: red, bed en: pen, ten ell: bell, spell
Do you like tacos? / Yes, we do. / They're great!		
What's your favorite class? / Art class. How do you spell fox? / f-o-x	Drawing a picture of a fox	it: hit, sit in: in, pin ig: big, dig
Are you ready to go? / Yes. How about you? / Uh-huh. Let's go. Bye. See you at soccer practice. / See you then.	Leaving school and getting ready for baseball practice	un: run, sun up: up, cup um: gum, drum
Goodbye, Pluto. / I had a great time. Thank you. This is for you. / A soccer ball! Thanks.	Cleaning up the classroom	ame: name, board game ake: cake, make the bed ase: pencil case, vase
How many yellow fish can you see? / I can see 13.		
What are you doing? / I'm making a card. This is Ms. Brown. She's my teacher. Happy Teachers' Day, Ms. Brown. / Thank you. / You're welcome.		
Let's put the trash in the trash can. / Good idea! I like nature. / Me, too. We can save water. / Yes, we can. Let's recycle. / Great! We can recycle cans.		

Table of Contents

Syllabus		Page 4
Unit 1	Feelings	Page 6
Unit 2	Our House	Page 12
Unit 3	Weather	Page 18
Recycle it! 1		Page 24
Discover it! 1	Seasons	Page 27
Unit 4	Telling Time	Page 28
Unit 5	In a Toy Store	Page 34
Unit 6	Eating Out	Page 40
Recycle it! 2		Page 46
Discover it! 2	Foods Around the World	Page 49
Unit 7	Art Class	Page 50
Unit 8	After School	Page 56
Unit 9	Class Party	Page 62
Recycle it! 3		Page 68
Discover it! 3	More Numbers	Page 71
Culture 1	Teachers' Day	Page 72
Culture 2	Earth Day	Page 74
I can do it!		Page 76
My Progress		Page 78
Word List		Page 79

7

Art Class



1 What's your favorite class?

Art class.


2 How do you spell fox?

f-o-x


Words **A** B 23-24 Listen. Point. Say. **B** B 25 Listen. Number.



scissors



paintbrushes



paints



stickers



Talk about it!



3 Where are the scissors?

They're in the box.

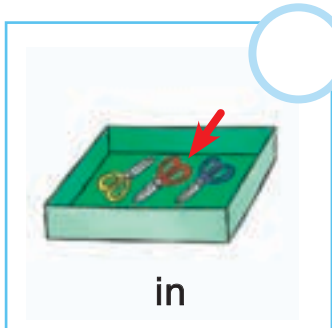


Review
rulers
crayons
erasers
markers

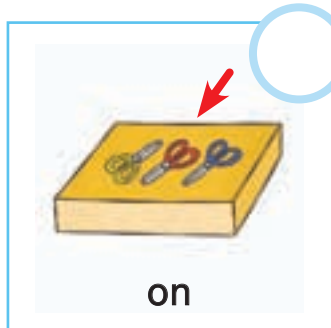
Story C B 26 Listen. Dialogs D B 27-29 Listen. Point. Say.



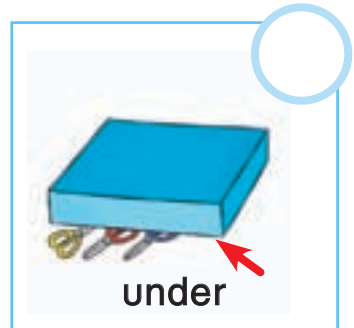
pins



in



on



under



Do it!


B 30 Listen. Point.

1



Draw a head and a body.

2



Draw 2 ears and a tail.

3



Draw 4 legs.

4



Draw 2 eyes and a nose.

5



Color the picture.

6



Write f-o-x under the picture.



Sing-a-gram

B 31 Listen. Sing.

Where are the paints?

Where are the paints?

They're in the box.

In the box.

In the box.

Where are the paints?

They're in the box.

The paints are in the box.



Where are the scissors?

They're under the box.

Under the box.

Under the box.

Where are the scissors?

They're under the box.

The scissors are under the box.





Build it!

A B 32 Listen. Say.



stickers / in



pins / on



crayons / in



rulers / under

B B 33 Listen. Ask. Answer.




paintbrushes? / on



crayons? / under

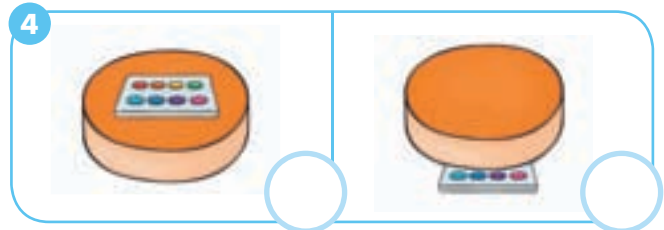

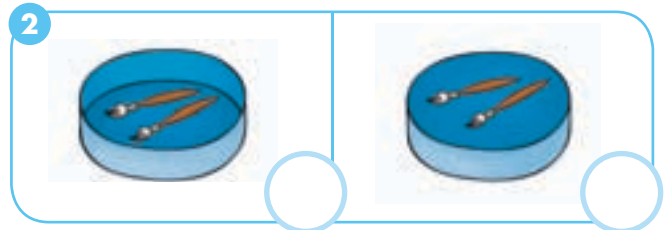
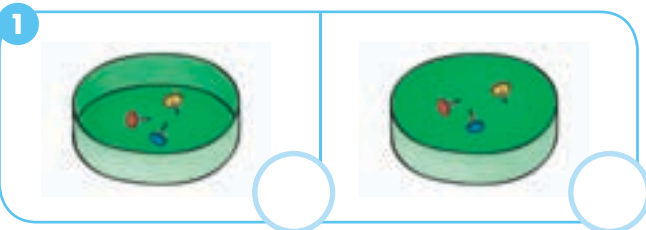


paints? / in



scissors? / on

C B 34 Listen. Check.





Read it!

A B 35-36 Listen. Point. Say.

it



hit



sit

in



in



pin

ig



big



dig

B Read. Draw a line.

- 1 It's a big pin. •
- 2 Hit the ball. •
- 3 Sit in the box. •



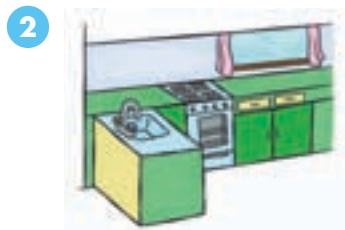
Sight word
the



C B 37 Listen to the review words. Write.



w dy



k chen

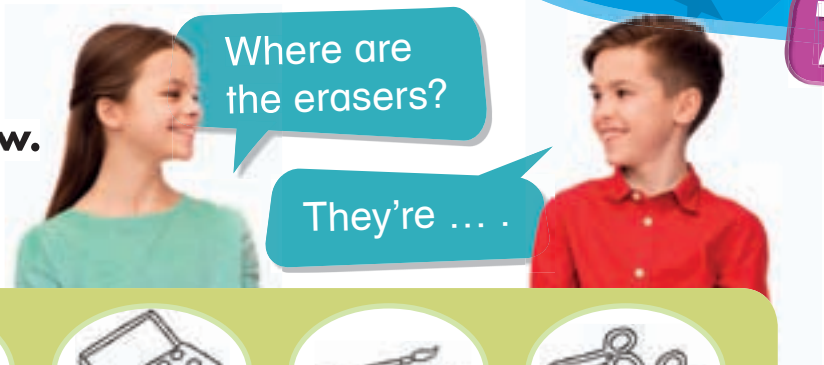


viol

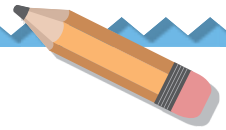

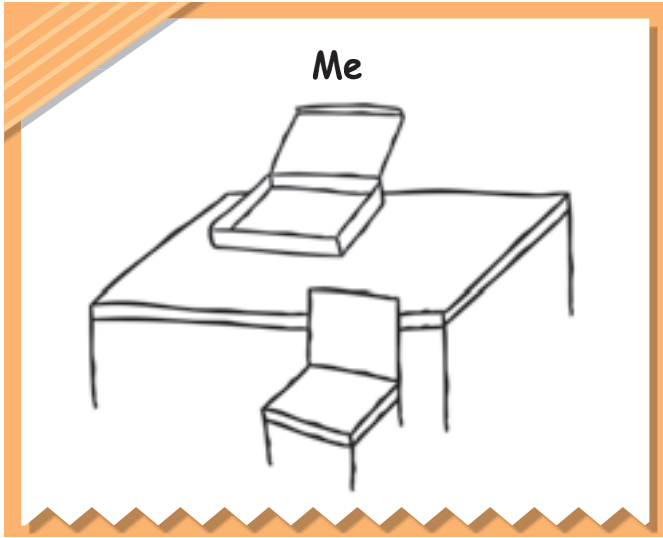


Practice it!

Draw. Ask your friend. Draw.



7



Sing it!

B 38 Listen. Sing.

How do you spell fox?

How do you spell fox? f-o-x
How do you spell box? b-o-x
A fox in a box.
A fox in a box.
How do you spell fox? f-o-x



How do you spell big? b-i-g
How do you spell cat? c-a-t
A big cat on a box.
A big cat on a box.
Oh, no!



Recycle it!

3

1 **B 71** Listen. Point. Say.

What's Pluto doing?

What's Jupiter doing?

She's reading a book.

He's watching TV.

2 Where are the markers?

They're under the table.

3 How do you spell goodbye?

g-o-o-d-b-y-e

4 This is for you.


A present! Thanks.

5




Review it!


A B 72 Listen. Number.



B Look. Circle. Write.




.....
.....
.....




.....
.....
.....




.....
.....
.....



.....
.....
.....



.....
.....
.....



.....
.....
.....



Play it!

Play. Ask. Answer.



Discover it!

3

More Numbers

A  B 73-74 Listen. Point. Say.

13

thirteen

14

fourteen

15

fifteen

16

sixteen

17

seventeen

18

eighteen

19

nineteen

20

twenty

B  B 75 Listen. Say.

How many yellow fish can you see?

I can see 13.

C Count. Write.

D  B 76 Listen. Sing.

How many fish?

13, 14, 15, 16, 17, 18, 19, 20

How many red fish can you see?

I can see _____.

20, 19, 18, 17, 16, 15, 14, 13

How many blue fish can you see?

I can see _____.






1. Make a card.



2. Put on a play.

Words **A** B 77-78 Listen. Point. Say. **B** Find.






Talk about it!



3. Say "Thank you" to your teacher.



4. Sing a song.

Thank you, teacher.

Thank you, thank you, teacher.
Let's all say, "Thank you."
Thank you, thank you, teacher,
On this special day.
Thank you, thank you, thank you.
Let's all say, "Thank you."
Thank you, thank you, teacher,
On this Teachers' Day.


Dialogs **C** B 79-81 Listen. Song **D** B 82 Listen. Sing.



clap



actor



smile



gift