

Syllabus



Unit and Title	Topic and Vocabulary	Grammar	Functional Dialogs	TPR Verbs	Phonics
Starter Unit	Numbers: 0-12 Colors: red, green, blue, yellow, pink, orange, purple, brown, black, white		What number? / 6. What number? / 10. What color? / Black.		
1 Back to School	Classroom items: book, crayon, pencil, notebook, book bag, pencil case, pen, ruler	It's a pencil. What's this? / It's a pencil.	I'm Chip. What's your name? / I'm Donny. Hi, Beth. / Hi, Toni. How are you? / Fine, thank you.	Classroom commands	B b: book, book bag, bug P p: pencil, pencil case, purple
2 My Family	Family members: mother, father, big sister, big brother, little sister, little brother, grandmother, grandfather	She's my little sister. He's my little brother. Who's she? / She's my little sister. Who's he? / He's my little brother.	Thank you. / You're welcome. Are you ready? / Yes.	Basic movement commands	F f: father, four, five V v: violin, vase, vest
3 On a Picnic	Food and drink: rice, chicken, cake, candy, water, juice, milk, tea	I like chicken. / I don't like chicken. Do you like chicken? Yes, I do. / No, I don't.	I'm hungry. / Me, too. Let's eat. I'm thirsty. / Have some juice.	Commands at the table	C c: cake, candy, crayon G g: grandfather, green, grandmother M m: milk, mouse, mother
Recycle it! 1	Review of Units 1-3				
Discover it! 1 My Body	Body parts: eye, 2 eyes, head, nose, ear, 2 ears, mouth, shoulder, 2 shoulders, arm, 2 arms, finger, 10 fingers, toe, 10 toes			Command: Touch your toes.	
4 Having Fun	Actions: swim, skate, skateboard, fly a kite, draw, ride a bike, juggle, sing	I can swim. / I can't swim. Can you swim? / Yes, I can. / No, I can't.	Sorry! / That's OK. Ouch! / Are you all right? / I think so.	Sports commands	S s: swim, skateboard, seven Z z: zero, zipper, zebra J j: juggle, juice, jump
5 Pet Day	Pets: dog, cat, rabbit, hamster, turtle, bird, fish, snake	This is a snake. Is this a snake? / Yes, it is. Is this a rabbit? / No, it isn't.	Whose bird is that? / It's mine. Can I hold your hamster? / Sure.	Commands with pets	D d: desk, dog, Donny T t: turtle, Toni, two I i: iguana, insect, igloo
6 In the Classroom	Classroom objects: clock, board, door, desk, light, trash can, computer, chair	This is a computer. / That's a clock. What's this? / It's a board. What's that? / It's a computer.	Sorry, I'm late. / That's OK. Who's next? / Me.	Classroom commands	N n: notebook, nose, nine L l: light, lion, leg A a: apple, ant, alligator
Recycle it! 2	Review of Units 4-6				
Discover it! 2 My Clothes	Clothes: cap, jacket, pants, sandals, T-shirt, skirt, shoes, socks		That's a nice jacket. / Thank you.		
7 At Home	Verbs: reading, painting, dancing, watching TV, eating, sleeping, playing, coloring	I'm coloring. What are you doing? / I'm coloring.	May I watch TV? / Sure. Go ahead. Hurry up! / Wait a minute.	Getting ready for bed commands	W w: watching TV, water, walk R r: reading, rabbit, ruler O o: octopus, ostrich, omelet
8 Playing Sports	Sports and sports equipment: bat, glove, baseball, basketball, soccer ball, helmet, racket, paddle	I have a glove. / I don't have a glove. Do you have a glove? / No, I don't. / Yes, I do.	It's hot. / Yeah. Let's play basketball. / Good idea.	Commands with a ball	H h: hamster, helmet, head K k: kangaroo, kite, king Q q: question, queen, quilt E e: elephant, egg, elbow
9 Craft Time	More classroom items: rulers, crayons, erasers, staplers, colored pencils, pens, markers, hats	I have 1 pen. / I have 2 pens. How many pens do you have? / I have 2 pens.	What are you making? / A hat. Where's the glue? / Here it is.	Commands for making a hat	X x: box, six, fax Y y: yes, yellow, yo-yo U u: umbrella, up, under
Recycle it! 3	Review of Units 7-9				
Discover it! 3 Animal Park	Animals: tigers, zebras, parrots, monkeys, gorillas, elephants, kangaroos, lions		Look! An elephant! / Wow!		
Culture 1 Mother's Day / Father's Day	Mother's Day and Father's Day gifts: flowers, slippers, chocolates, earrings, tie, belt, wallet, handkerchief		Happy Mother's Day, Mom. / These are for you. / Ooh! Flowers. Thank you. What are you doing? / We're making breakfast. Happy Father's Day. / It's a new tie. Thanks a lot. What are you doing? / We're washing the car.		
Culture 2 Grandparents Day	Grandparents Day food and items: meal, vegetables, roast chicken, photo album, award, paper plate, glitter glue, love		What are you making? / I'm making roast chicken. / Salad. I like it! / Me, too. Where's the glitter glue? / Here it is. I love you, Grandma. / I love you, too.		
I can do it!	Assessment for Level 1				

Table of Contents

Syllabus		Page 4
Starter Unit		Page 6
Unit 1	Back to School	Page 10
Unit 2	My Family	Page 16
Unit 3	On a Picnic	Page 22
Recycle it! 1		Page 28
Discover it! 1	My Body	Page 31
Unit 4	Having Fun	Page 32
Unit 5	Pet Day	Page 38
Unit 6	In the Classroom	Page 44
Recycle it! 2		Page 50
Discover it! 2	My Clothes	Page 53
Unit 7	At Home	Page 54
Unit 8	Playing Sports	Page 60
Unit 9	Craft Time	Page 66
Recycle it! 3		Page 72
Discover it! 3	Animal Park	Page 75
Culture 1	Mother's Day / Father's Day	Page 76
Culture 2	Grandparents' Day	Page 78
I can do it!		Page 80
Alphabet Chart		Page 82
My Progress		Page 84
Word List		Page 85

1

Back to School

Aa Bb Cc Dd Ee Ff Gg
Oo Pp Qq Rr Ss Tt

1
I'm Chip.
What's your name?

I'm Donny.

2
Hi, Beth.

Hi, Toni.
How are you?

Fine, thank you.

Words **A**  A12-13 Listen. Point. Say. **B**  A14 Listen. Number.



book



crayon



pencil



notebook

1

Hh Ii Jj Kk Ll Mm Nn
Uu Vv Ww Xx Yy Zz



Talk about it!



3 What's this?

It's a pencil.

Story **C** A15 Listen. Dialogs **D** A16-18 Listen. Point. Say.



book bag



pencil case



pen



ruler



Do it!

A19 Listen. Point.

1



Stand up.

2



Sit down.

3



Open your book.

4



Close your book.

5



Take out your book.

6



Put away your book.



Sing-a-gram

A20 Listen. Point. Sing.

What's this?

Hey! What's this?

It's a  .


Hey! What's this?

It's a  .

Hey! What's this?

It's a  .

Hey! What's this?

It's a  .

Hey! What's this?





It's a  .

Wow! It's  .






Build it!


A **A 21 Listen. Say.**



B **A 22 Listen. Ask. Answer.**



C **A 23 Listen. Check.**





Read it!

A A 24-25 Listen. Point. Say.

Bb



book



book bag



bug

Pp



pencil

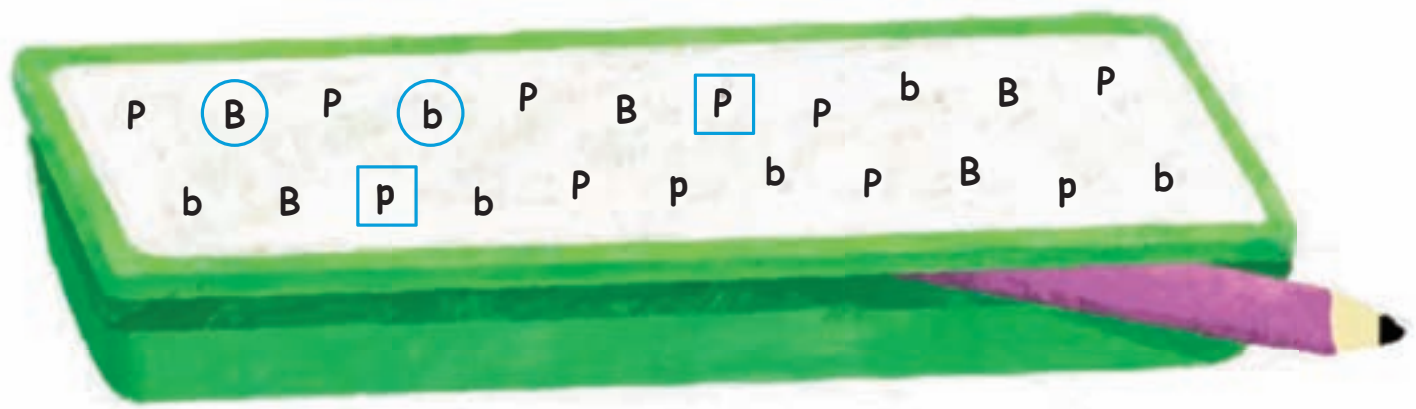


pencil case



purple

B Draw **Bb** or **Pp**.



C Trace. Write.

Tracing practice for uppercase B and lowercase b. The first row shows uppercase B with stroke order arrows (1: vertical down, 2: top curve, 3: bottom curve) followed by a solid blue B and two dashed B's for tracing. The second row shows lowercase b with stroke order arrows (1: vertical down, 2: counter-clockwise curve) followed by a solid black b and two dashed b's for tracing.

Tracing practice for uppercase P and lowercase p. The third row shows uppercase P with stroke order arrows (1: vertical down, 2: top curve) followed by a solid black P and two dashed P's for tracing. The fourth row shows lowercase p with stroke order arrows (1: vertical down, 2: counter-clockwise curve) followed by a solid black p and two dashed p's for tracing.



Practice it!

Play. Point. Ask. Answer.

START

What's this?



1

It's a pen.

5




6



What color?

7



8



Blue.

2



3



4




FINISH!



Chant it!

A 26 Listen. Point. Chant.

What's your name?

I'm  . What's your name?

I'm  . What's your name?

I'm  . 

I'm  . 

Hi,  . How are you?

Hi,  . How are you?

Fine, thank you.

Fine, thank you.



Recycle it!

1

 A57 Listen. Point. Say.






Review it!

A A58 Listen. Number.



B Look. Write.

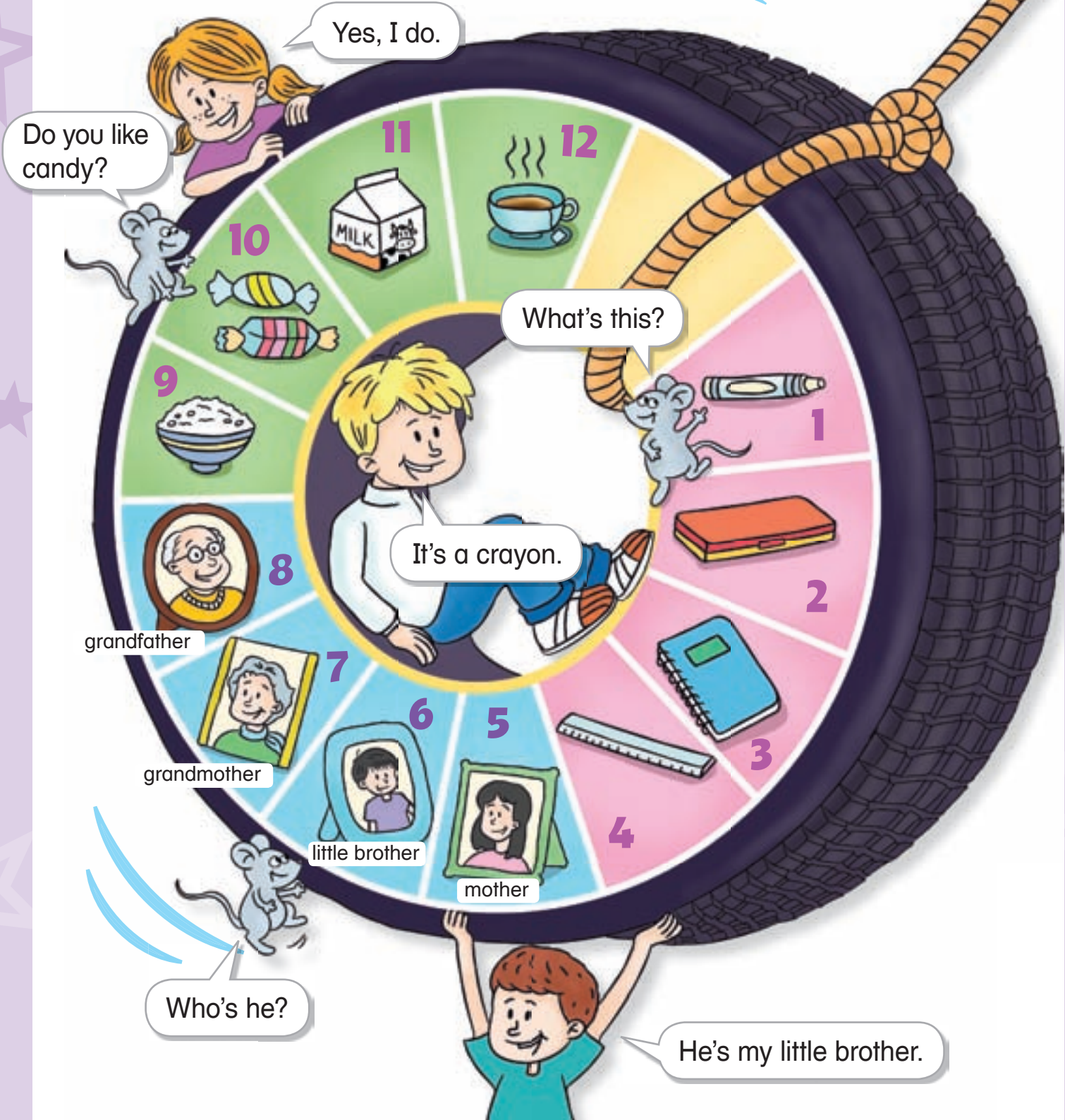
c g v g p b m f b





Play it!

Play. Ask. Answer.



Discover it!

1

My Body

A  **A 59-60 Listen. Point. Say.**



B  **A 61 Listen. Do.**

Touch your toes.



C  **A 62 Listen. Sing.**



Head, shoulders, fingers, toes

Head, shoulders, fingers, toes. Fingers, toes.

Head, shoulders, fingers, toes. Fingers, toes.

Oh, eyes and ears and mouth and nose.

Head, shoulders, fingers, toes. Fingers, toes!

