

Contents



Lesson 1	My Things	6
Lesson 2	My Classroom	10
Lesson 3	Jump Up 1	14
Lesson 4	Pets	18
Lesson 5	Wild Animals	22
Lesson 6	Jump Up 2	26
Lesson 7	Colors	30
Lesson 8	More Colors	34
Lesson 9	Jump Up 3	38
Lesson 10	Show Your Progress 1	42





Lesson 11	At the Supermarket	46
Lesson 12	At the Store	50
Lesson 13	Jump Up 4	54
Lesson 14	Shapes	58
Lesson 15	Numbers	62
Lesson 16	Jump Up 5	66
Lesson 17	My Family	70
Lesson 18	Jobs	74
Lesson 19	Jump Up 6	78
Lesson 20	Show Your Progress 2	82
	About Smart English	86
	Scope and Sequence	90
	Flashcards	92

Smart English Characters



Jake

Betty

Tina

Ken

Lucky

Rose



Jasper



Finn



Smart English Theme Song




Smart English! Smart English!
Get your friends. It's time to start.
Smart English! Smart English!
English in your heart!

Smart English! Smart English!
Get your friends. It's time to go.
Smart English! Smart English!
Together we can grow.

Smart English! Smart English!
Get your friends. It's time to go.
Smart English! Smart English!
Together we can grow.

Come and join us now!

Jake and Ken are here.
Betty and Tina too.
Jasper's over here.
And here comes Lucky too.



LESSON 1

A Look and Say

1. Listen and write the number.



1 Hi! I'm Lucky.

2 Hello! I'm Jasper.

2. Listen and repeat.

3. Look and act out.

My Things



Hello! I'm Jake.



You



B Look and Learn

1. Listen, point, and repeat.

CD1
Track 4



2. Ask and answer.

CD1
Track 5

1



a bag

2



a book

3



a crayon

4



a pen

What is it?

It's a book.

It's = It is

C Look and Practice

1. Listen and chant.



A

B

Tell me! Tell me!
What is it? What is it?

It's a book.

It's a book.

A book?

Yes, a book.

How nice!

Tell me! Tell me!
What is it? What is it?

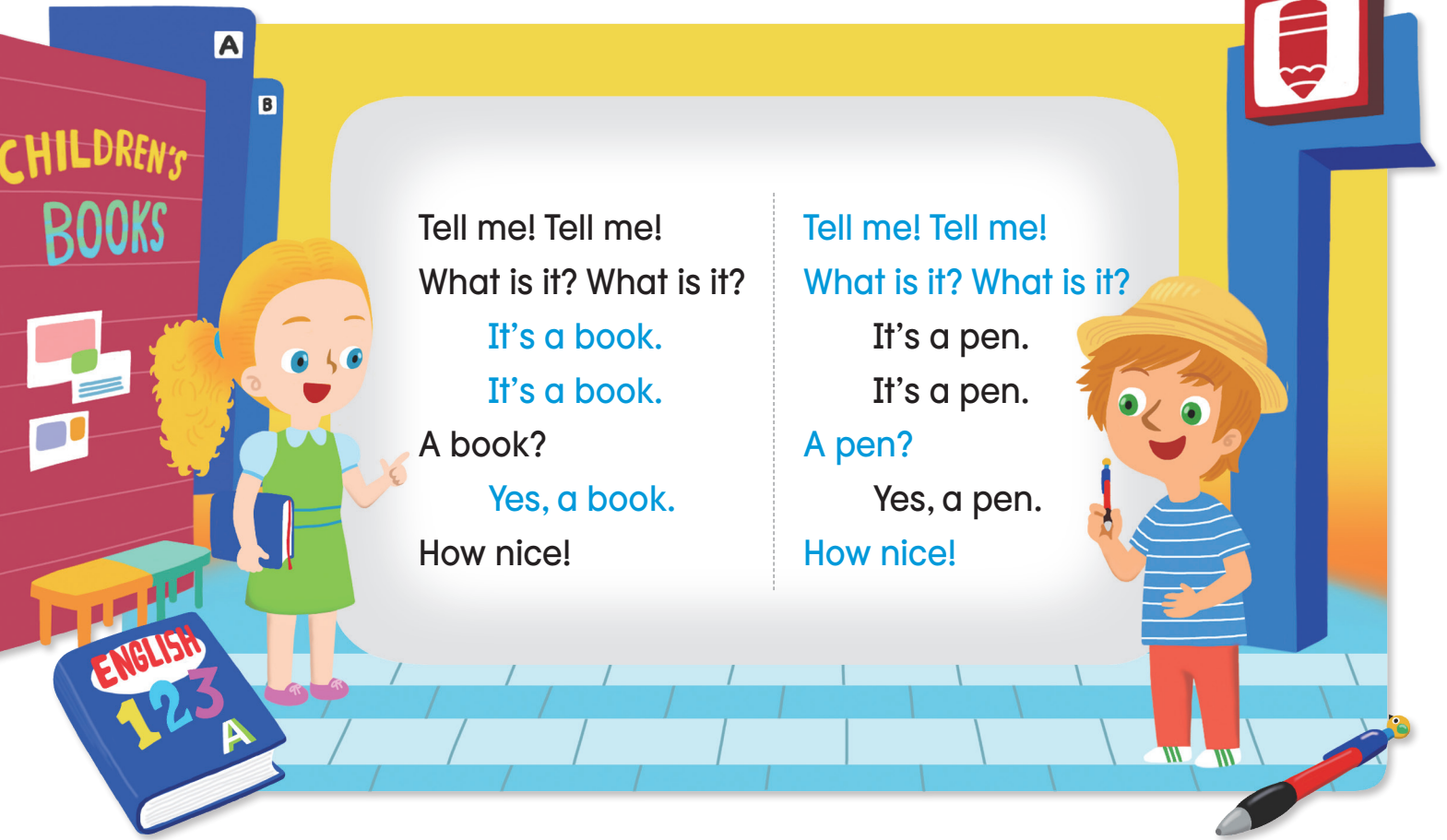
It's a pen.

It's a pen.

A pen?

Yes, a pen.

How nice!



2. Ask and answer.



What is it?

It's a bag.

1



2




3



4



5



6



D Look and Play

1. Find and circle.

2. Ask and answer.

What is it?

It's a crayon.

