


Activity Sheet Answer Key

Lesson 1~Lesson 4

Activity Sheet 1 Lesson 1 Toys


• Color and trace.

1

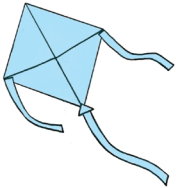


balloon balloon car car

2




3



kite kite

4



ball ball


Instructions 1. Color the pictures.
2. Trace the words.


118 © 2015 © future Photocopiable



Activity Sheet 2 Lesson 2 Classroom

• Look, read, and circle.


1






Q: Is it a  ?

a  Yes, it is.
b  No, it isn't.


2






Q: Is it a  ?

a  Yes, it is.
b  No, it isn't.


3






Q: Is it a  ?

a  Yes, it is.
b  No, it isn't.

4



Q: Is it a  ?

a  Yes, it is.
b  No, it isn't.

Instructions 1. Look at the pictures.
2. Read the questions and circle the correct answers.

© 2015 © future Photocopiable 119

Activity Sheet 3 Lesson 3 Jump Up 1

• Cut, paste, and trace.

1



car

2



computer

3



desk

4



ball

5



kite

6



board







Instructions 1. Cut and paste the bottom pictures accordingly.
2. Trace the words.

120 © 2015 © future Photocopiable

Activity Sheet 4 Lesson 4 Pets

• Look and circle.

			
bird	cat	dog	fish


f	i	s	h	d
m	i	e	c	o
t	b	o	a	g
j	v	a	t	f
l	a	h	s	d
b	i	r	d	x

Instructions 1. Find the words in the puzzle.
2. Circle the words.


© 2015 © future Photocopiable 121

Activity Sheet 5 Lesson 5 Farm Animals


• Read and match.

1
Q: Is this a  ?


A: Yes, it is.

2
Q: Is that a  ?

A: No, it isn't.

It's a .3
Q: Is that a  ?




A: Yes, it is.

4
Q: Is this a  ?

A: No, it isn't.

It's a .Instructions 1. Read the questions and answers.
2. Match them with the correct pictures.**Activity Sheet 6 Lesson 6 Jump Up 2**

• Cut and paste.

Instructions 1. Cut the bottom pictures.
2. Paste the pictures accordingly.**Activity Sheet 7 Lesson 7 Numbers**

• Count and write.



Q: How many cows?

A: 6 cows.

Q: How many horses?

A: 3 horses.





Q: How many chickens?

A: 7 chickens.

Q: How many birds?

A: 8 birds.Instructions 1. Count the animals.
2. Write the numbers in the blanks.**Activity Sheet 8 Lesson 8 Colors**


• Trace and color.

1
It's a cat. It's green.2
It's a dog. It's yellow.3
It's a bird. It's blue.4
It's a fish. It's red.Instructions 1. Trace the words.
2. Color the pictures accordingly.


Activity Sheet 9 Lesson 9 Jump Up 3

• Match and color.

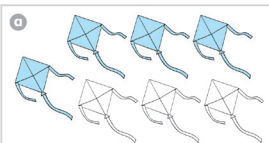
1 2 orange balls




2 4 purple kites




a




b



c



d












3 8 red cars

4 5 blue balloons

Instructions 1. Match the phrases with the pictures.
2. Color the pictures accordingly.

Activity Sheet 10 Lesson 10 Show Your Progress 1

• Play the game.

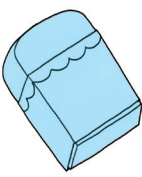
		
		
		

Instructions 1. Cut and paste the bottom pictures randomly.
2. Play a game of Bingo together.

Activity Sheet 11 Lesson 11 School Things


• Color and trace.

1




eraser eraser

2




book book

3



pencil pencil

4



crayon crayon


Instructions 1. Color the pictures.
2. Trace the words.

Activity Sheet 12 Lesson 12 My Things

• Look, read, and circle.


I have a ...







I have a ...



1 Q: Do you have a  ?



☒ Yes, I do.
 ☐ No, I don't.

2 Q: Do you have a  ?



☐ Yes, I do.
 ☒ No, I don't.

3 Q: Do you have a  ?



☒ Yes, I do.
 ☐ No, I don't.

Instructions 1. Look at the pictures.
2. Read the questions and circle the correct answers.

Activity Sheet 13 Lesson 13 Jump Up 4

• Look, match, and say.

1 What do you have?

Yes, I do.

2 Do you have a watch?

No, I don't. I have a bag.

3 Do you have a jacket?

I have a bike.

Instructions 1. Read the questions.
2. Match the questions with the correct answers.

Activity Sheet 14 Lesson 14 Actions

• Match and trace.

1

a

swim

2

b

jump

3

c

run

4

d

walk

Instructions 1. Look at the pictures and match them accordingly.
2. Trace the words.

Activity Sheet 15 Lesson 15 More Actions

• Find and circle.

count

sing

dance

read

c	a	r	e	a	d
b	d	c	e	h	a
c	o	u	n	t	n
j	s	i	n	g	c
n	i	d	k	f	e

Instructions 1. Find the words in the puzzle.
2. Circle the words.

Activity Sheet 16 Lesson 16 Jump Up 5

• Match and trace.

1

I can

a

read

b

jump

2

I can

a

dance

b

count

3

I can

a

run

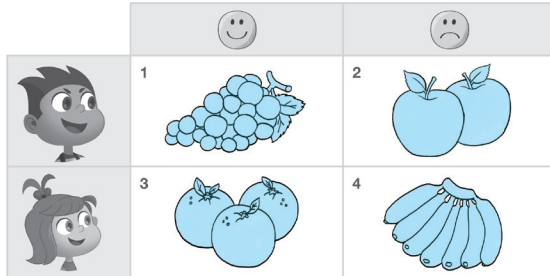
b

swim

Instructions 1. Look at the pictures and choose the words that match the pictures.
2. Trace the words.

Activity Sheet 17 Lesson 17 Fruit

• Color and trace.

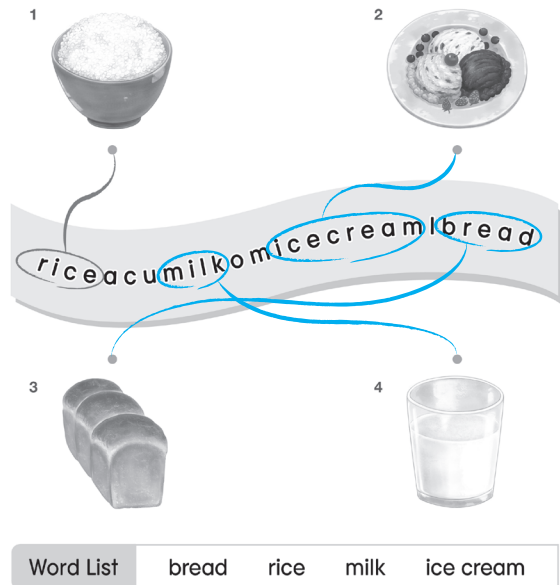


1	I like	grapes.
2	I don't like	apples.
3	I like	oranges.
4	I don't like	bananas.

Instructions 1. Color the fruit.
2. Trace the words.

Activity Sheet 18 Lesson 18 Food

• Find, circle, and match.



Instructions 1. Find the words and circle them.
2. Match the words with the pictures.

Activity Sheet 19 Lesson 19 Jump Up 6

• Write and make.

MY MINI BOOK
Rose and Friends
<Chef Lucky>
Name _____

I like rice.

OK! Great!

No! We don't!

Here you are.
Do you like it?

What do you like?

I like oranges.

Do you like milk?

Yes, I do.

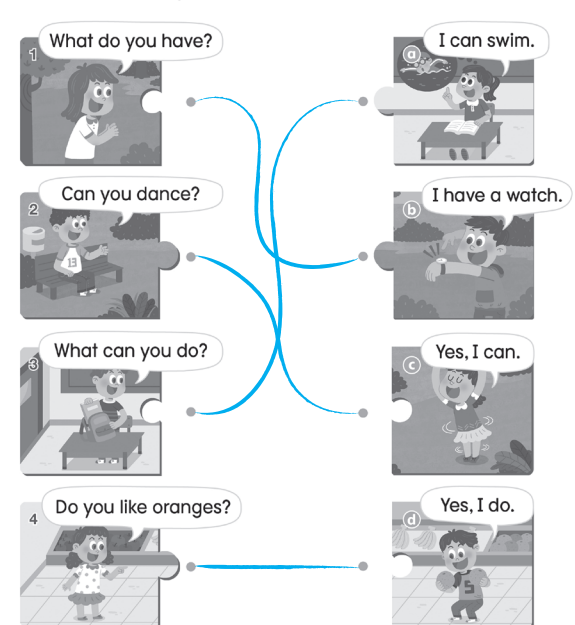
The End

Word List			
	oranges	rice	milk

Instructions 1. Write the words in the blanks.
2. Cut out the cards and put them in order.
3. Staple the cards together to make a mini book.

Activity Sheet 20 Lesson 20 Show Your Progress 2

• Look, match, and say.



Instructions 1. Read the questions.
2. Match the questions with the correct answers.