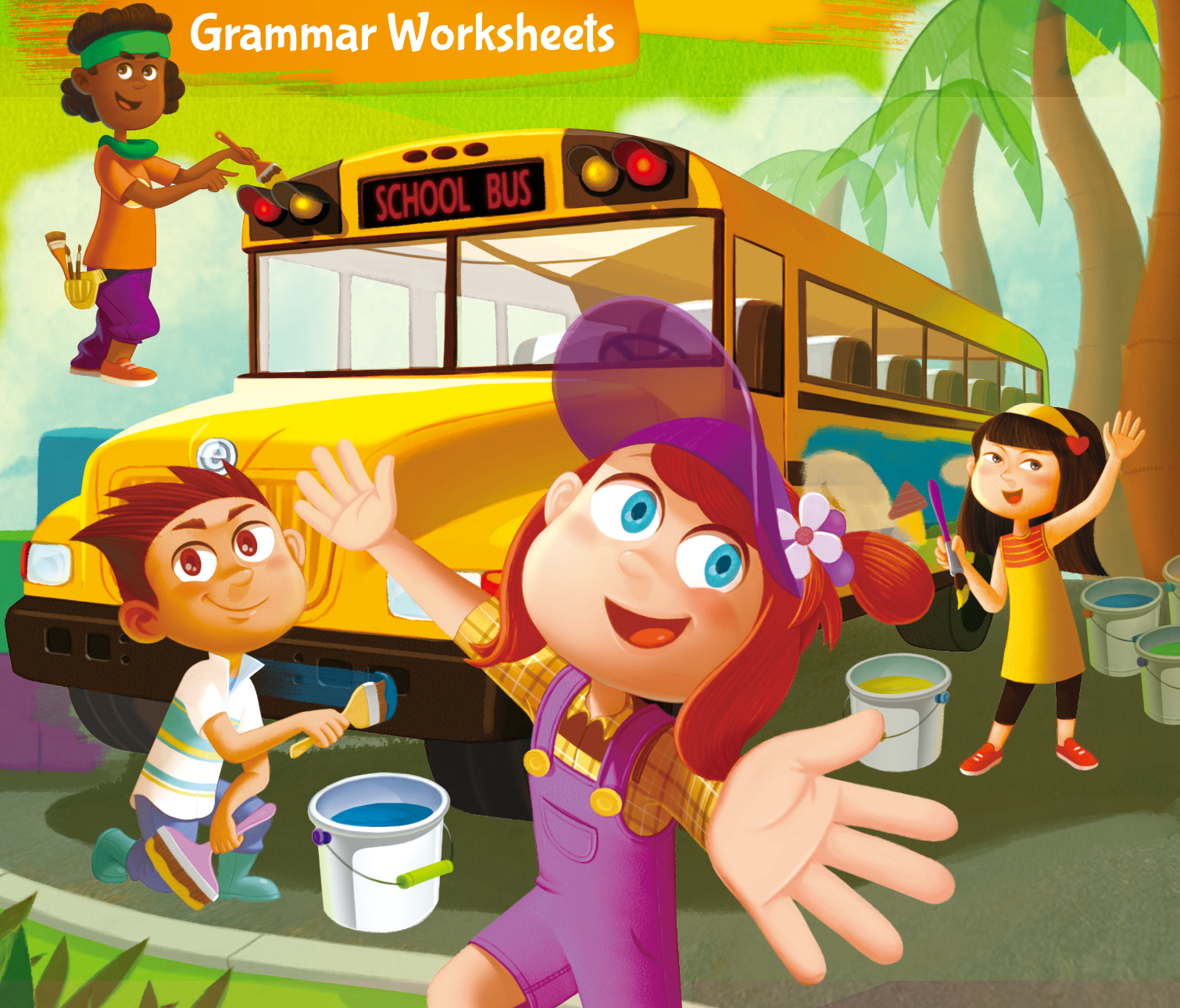


The Smart Way to Learn English

# Smart English 3

Grammar Worksheets



# Supplementary Lesson for Smart English

## Contents



Lesson 1	At Recess	5
Lesson 2	In the Classroom	7
Lesson 3	Jump Up 1	9
Lesson 4	Sea Animals	11
Lesson 5	Sports	13
Lesson 6	Jump Up 2	15
Lesson 7	At Places	17
Lesson 8	Going Places	19
Lesson 9	Jump Up 3	21
Lesson 10	Show Your Progress 1	23
Lesson 11	Clothes	25
Lesson 12	More Clothes	27
Lesson 13	Jump Up 4	29
Lesson 14	At Lunch	31
Lesson 15	At the School Picnic	33
Lesson 16	Jump Up 5	35
Lesson 17	Around the Neighborhood	37
Lesson 18	Finding Places	39
Lesson 19	Jump Up 6	41
Lesson 20	Show Your Progress 2	43

# Smart English Grammar Worksheets

## 1 What are they?

These are supplemental grammar worksheets to use with the Smart English course book. The worksheets align with the units from Smart English. The worksheets have been designed to give students a more explicit grammar explanation, sample problems, and more writing practice.

## 2 Why grammar worksheets?

The Smart English course books focus on the four skills – listening, reading, writing, and speaking. Some students, however, might need to focus more on the grammar structures they are learning in the course books. These grammar worksheets are meant to appease that need.

## 3 Basic Grammar Tips

Teaching grammar can be challenging. However, there is a basic format you can follow to help both yourself and your students.

1. Give explicit directions with examples (i.e. use grammar charts).
2. Check to see if students understand.
3. Allow students time for guided practice with structure.
4. Check to see if students understand.
5. Allow time for more practice focusing on writing.
6. Check to see if students understand.

## 4 Grammar Charts

Each worksheet starts with a grammar chart. These are meant to provide students with the target structure, an explanation of the target structure, and a few examples. Ideally, these grammar charts should be looked at together with your students. It is likely they'll have some questions and it would be good if the teacher is there to help.



# Smart English and My First Grammar


For more grammar practice, you can use e-future's *My First Grammar* and *My Next Grammar*. e-future's grammar series provide students with more explicit instruction, examples, grammar charts, and activities focused on both grammar and writing. For more information, please feel free to visit e-future's website ([www.efuture-elt.com](http://www.efuture-elt.com)).

## Smart English

## My First Grammar

## My Next Grammar

Elementary  
(A1-A2)



# Lesson 1: At Recess

## Structures

What is she doing?  
She's jumping.  
What are they doing?  
They're jumping.

## Grammar Focus

What + to be...?  
Present continuous

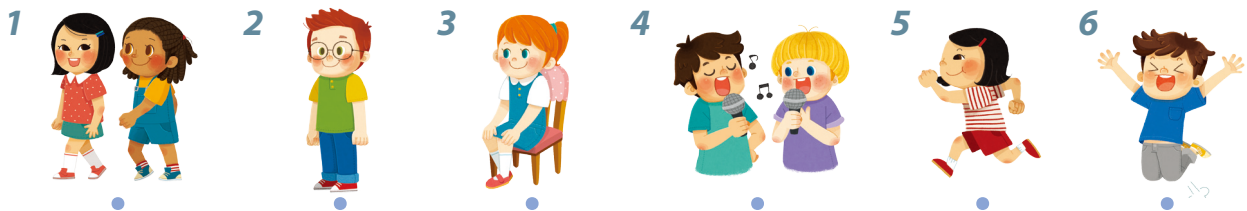
## Grammar Focus

### Present Continuous

• Present continuous describes actions that are happening at the time of speaking.

	Questions	Answers
	What + to be + pronoun + doing?	Pronoun + to be + action verb.
he/she	What is he doing? What is she doing?	He's jumping. She's jumping.
they	What are they doing?	They're jumping.
you	What are you doing?	I'm jumping.

### 1. Look and match.



jumping

running

walking

singing

sitting

standing

### 2. Look and write.



1 She's \_\_\_\_\_

2 They're \_\_\_\_\_



3 They're \_\_\_\_\_

4 He's \_\_\_\_\_

# Lesson 1: At Recess

## Structures

What is she doing?  
She's jumping.  
What are they doing?  
They're jumping.

## Grammar Focus

What + to be...?  
Present continuous

### 3. Look and write.

1



Q: What is she doing?

A: \_\_\_\_\_

2



Q: \_\_\_\_\_

A: He's jumping.

3



Q: What are you doing?

A: \_\_\_\_\_

4



Q: \_\_\_\_\_

A: \_\_\_\_\_

5



Q: \_\_\_\_\_

A: \_\_\_\_\_

6



Q: What are you doing?

A: \_\_\_\_\_

# Lesson 2: In the Classroom

## Structures

Is she reading?  
Yes, she is. / No, she isn't.  
Are they reading?  
Yes, they are. / No, they aren't.

## Grammar Focus


Yes / No questions  
Present continuous

## Grammar Focus

### Present Continuous: Yes/No questions

	Questions	Answers	
	To be + pronoun + action verb?	Yes + pronoun + to be.	No + pronoun + (negative) to be.
he/she	Is he jumping? Is she jumping?	Yes, <b>he is</b> . Yes, <b>she is</b> .	No, <b>he isn't</b> . No, <b>she isn't</b> .
they	Are they jumping?	Yes, <b>they are</b> .	No, <b>they aren't</b> .
you	Are you jumping?	Yes, <b>I am</b> .	No, <b>I'm not</b> .

## 1. Look and match.



eating

writing

reading

drawing

talking

drinking

## 2. Look and write.



1 Are they drinking?

\_\_\_\_\_

2 Are they eating?

\_\_\_\_\_



3 Is she talking?

\_\_\_\_\_

4 Is he writing?

\_\_\_\_\_

# Lesson 2: In the Classroom

## Structures

Is she reading?  
Yes, she is. / No, she isn't.  
Are they reading?  
Yes, they are. / No, they aren't.

## Grammar Focus

Yes / No questions  
Present continuous

### 3. Look and write.

1



2



3



4




5



6



7



8



1

Is he eating?

\_\_\_\_\_

2

\_\_\_\_\_

Yes, we are.

3

Is she eating?

\_\_\_\_\_

she's \_\_\_\_\_

4

\_\_\_\_\_

Yes, she is.

5

\_\_\_\_\_ drinking?

\_\_\_\_\_

He's \_\_\_\_\_

6

\_\_\_\_\_

Yes, they are.

7

Are you writing?

\_\_\_\_\_

8

\_\_\_\_\_

Yes, he is.

Yes, she is.



# Lesson 3: Jump Up 1

Review

Lessons 1-2

## 1. Look, read, and circle.


1



2



3



4



1 Are they singing?

a Yes, they are.

b No, they aren't.

2 Is he standing?

a Yes, he is.

b No, he isn't.

3 Is she drinking?

a Yes, she is.

b No, she isn't.

4 Are you drawing?

a Yes, I am.

b No, I'm not.

## 2. Choose and write.

Is

are

What

is

aren't

doing

1 Q: \_\_\_\_\_ are you doing? A: I'm reading.

2 Q: Is she singing? A: Yes, she \_\_\_\_\_.

3 Q: Are they talking? A: No, they \_\_\_\_\_.  
They're drawing.

4 Q: What are they \_\_\_\_\_? A: They're walking.

5 Q: Are you sitting? A: Yes, we \_\_\_\_\_.

6 Q: \_\_\_\_\_ he jumping? A: No, he isn't. He's running.

# Lesson 3: Jump Up 1

Review

Lessons 1-2

## 3. Look, read, and answer.



1 Is she standing?

---

---

2 What's she doing?

---

3 Is he sitting?

---

---

4 What are they doing?

---

## 4. Look and write.

1



1 What are they doing?

---

2 What are they doing?

---

3 What are they doing?

---

2



3






# Lesson 4: Sea Animals

<b>Structures</b>	She likes whales. / She doesn't like whales. They like whales. / They don't like whales.	<b>Grammar Focus</b>	To like / don't like
-------------------	---	----------------------	----------------------

## Grammar Focus

To like / don't like ...		
	<b>Like 😊</b>	<b>Don't like 😞</b>
	Pronoun + like + object/activity.	Pronoun + don't like + object/activity.
I	<b>I like whales.</b>	<b>I don't like whales.</b>
he/she	<b>He likes whales. She likes whales.</b>	<b>He doesn't like whales. She doesn't like whales.</b>
they	<b>They like whales.</b>	<b>They don't like whales.</b>
you	<b>You like whales.</b>	<b>You don't like whales.</b>

### 1. Look, read, and match.




1		2		3	
	•		•		•
	•		•		•
	•		•		•
	•		•		•
	•		•		•
	•		•		•
	•		•		•
	•		•		•
	•		•		•

He doesn't like sharks.

They like turtles.

She likes dolphins.

### 2. Look and write.

1		I like _____
2		_____
3		_____

# Lesson 4: Sea Animals

## Structures

She likes whales. / She doesn't like whales.  
They like whales. / They don't like whales.

## Grammar Focus


To like / don't like

### 3. Look and write.

1



2



3



4



5



6



7

What sea animals do you like?

8

What sea animals does your friend like?

1

She likes \_\_\_\_\_

2

\_\_\_\_\_

3

\_\_\_\_\_

4

\_\_\_\_\_

5

\_\_\_\_\_

6

\_\_\_\_\_

7

\_\_\_\_\_

8

\_\_\_\_\_

# Lesson 5: Sports

## Structures

Does she like baseball?  
Yes, she does. / No, she doesn't.  
Do they like baseball?  
Yes, they do. / No, they don't.

## Grammar Focus

To like / don't like  
Do you like...?

## Grammar Focus

### To Like: Do you like...?

	Question	Answer	
	Does/Do + pronoun + like + object/activity?	Yes + pronoun + does/do.	No + pronoun + doesn't/don't.
he/she	Does he like baseball? Does she like baseball?	Yes, he does. Yes, she does.	No, he doesn't. No, she doesn't.
they	Do they like baseball?	Yes, they do.	No, they don't.
you	Do you like baseball?	Yes, I do.	No, I don't.

### 1. Look and circle.



- 1 Do / Does she like ice skating? Yes, she do / does .
- 2 Do / Does she like swimming? No, she don't / doesn't .
- 3 Do / Does he like baseball? Yes, he do / does .
- 4 Do / Does he like soccer? No, he don't / doesn't .
- 5 Do / Does they like basketball? Yes, they do / does .
- 6 Do / Does they like skiing? No, they don't / doesn't .

### 2. Write the sentences in the correct order.

- 1 they baseball Do ? like \_\_\_\_\_
- 2 like She . doesn't soccer \_\_\_\_\_
- 3 he Does ? swimming like \_\_\_\_\_

# Lesson 5: Sports

<b>Structures</b>	Does she like baseball? Yes, she does. / No, she doesn't. Do they like baseball? Yes, they do. / No, they don't.	<b>Grammar Focus</b>	To like / don't like Do you like...?
-------------------	---	----------------------	---

## 3. Look and write.

1



2



3



4



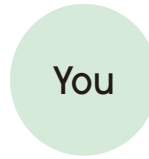
5



6



7



8



1

Does she like baseball?

2

No, he doesn't.

3



4



5



6



7

Do you like ice skating?

8

Does she/he like basketball?

# Lesson 6: Jump Up 2

Review

Lessons 4-5

## 1. Look, read, and circle.

1 He likes basketball.

a



b



2 Does she like swimming?  
No, she doesn't. She likes skiing.

a



b



3 Does he like baseball?  
Yes, he does.

a



b




4 They don't like dolphins.  
They like crabs.

a



b




5 Do they like sharks?  
No, they don't. They like whales.

a



b



## 2. What animals do you like? What animals don't you like? Draw and answer.

(Draw)

1 I like \_\_\_\_\_

(Draw)















2 I don't like \_\_\_\_\_

# Lesson 6: Jump Up 2

Review

Lessons 4-5

## 3. Look and write.

	Sea Animals		Activities	
				
	1 	2 	3 	4 
	5 	6 	7 	8 

1 Does she like dolphins?

\_\_\_\_\_

2 \_\_\_\_\_

No, she doesn't.

3 \_\_\_\_\_

Yes, she does.

4 \_\_\_\_\_

\_\_\_\_\_

5 They like \_\_\_\_\_

6 \_\_\_\_\_ turtles.

7 Do they like talking?

\_\_\_\_\_

8 \_\_\_\_\_

\_\_\_\_\_



# Lesson 7: At Places

## Structures

Where is she?  
She's at home.  
Where are you?  
I'm at home.

## Grammar Focus

Where + to be...?

## Grammar Focus

### Where + to be...

• Where asks about locations.

	Questions	Answer
	Where + to be + noun?	Pronoun + to be + preposition + noun.
you	Where are you?	I'm at home.
he/she	Where is he? Where is she?	He's at home. She's at home.
they	Where are they?	They're at home.

## 1. Read and circle True or False.

1



2



3



1 They're at work.

True

False

2 She is at the supermarket.

True

False

3 He's not at school. He's at home.

True

False

## 2. Look and write.

1



Where are they?

\_\_\_\_\_

2



Where is she?

\_\_\_\_\_

# Lesson 7: At Places

## Structures

Where is she?  
She's at home.  
Where are you?  
I'm at home.

## Grammar Focus

Where + to be...?

### 3. Look and write.

1



2



3



4



5



6



1

\_\_\_\_\_

They're at school.

2

Where is she?

\_\_\_\_\_

3

\_\_\_\_\_

\_\_\_\_\_

4

Where \_\_\_\_\_

\_\_\_\_\_

5

\_\_\_\_\_

\_\_\_\_\_

6

\_\_\_\_\_

\_\_\_\_\_

7

Where are you?

\_\_\_\_\_

# Lesson 8: Going Places

## Structures

Where are they going?  
They're going to the park.

## Grammar Focus

Where + to be...?  
Future tense

## Grammar Focus

### Where: Future tense

• Where and future tense asks about location in the future.

	Questions	Answer
	Where + to be + pronoun + going?	Pronoun + to be + going to + place.
you	Where <b>are you</b> going?	<b>I'm going</b> to the park.
he/she	Where <b>is he</b> going? Where <b>is she</b> going?	<b>He's going</b> to the park. <b>She's going</b> to the park.
they	Where <b>are they</b> going?	<b>They're going</b> to the park.

## 1. Look, read, and match.

1



Where are they going?

•

•

She's going to the supermarket.

2



Where is she going?

•

•

They're going to the movies.

3



Where is he going?

•

•

He's going home.

## 2. Look, read, and circle.

1



1 Where is he going?

a He's going to the bank.

b He's going to work.

2 Where are they going?

a They're going home.

b They're going to school.

3 Where is she going?

a She's going to the bank.

b She's going to the library.

# Lesson 8: Going Places

## Structures

Where are they going?  
They're going to the park.

## Grammar Focus

Where + to be...?  
Future tense

### 3. Look and write.



1

Where is he going?

\_\_\_\_\_

2

\_\_\_\_\_

They're going to the library.

3

\_\_\_\_\_

\_\_\_\_\_

4

\_\_\_\_\_

\_\_\_\_\_

5

\_\_\_\_\_

\_\_\_\_\_

6

\_\_\_\_\_

\_\_\_\_\_

# Lesson 9: Jump Up 3

Review

Lessons 7-8

## 1. Look, read, and answer.

1



Q: Where is he?

A: \_\_\_\_\_

2



Q: Where are they?

A: \_\_\_\_\_

3



Q: Where is he going?

A: \_\_\_\_\_

4



Q: Where are they going?

A: \_\_\_\_\_


5



Q: Where is she?

A: \_\_\_\_\_

6



Q: Where is she going?

A: \_\_\_\_\_

## 2. Read, choose, and write.

Where is

Where is

Where are

Where are

1 Q: \_\_\_\_\_ she?

A: She's at the supermarket.

2 Q: \_\_\_\_\_ they going?

A: They're going to the toy store.

3 Q: \_\_\_\_\_ they?

A: They're at the movies.

4 Q: \_\_\_\_\_ he going?

A: He's going to the pet shop.

# Lesson 9: Jump Up 3

Review

Lessons 7-8

## 3. Look, read, and answer.

1



Q: Where is he going?

A: \_\_\_\_\_

2



Q: Where is he going?

A: \_\_\_\_\_

3



Q: Where are they?

A: \_\_\_\_\_

4



Q: Where are they?

A: \_\_\_\_\_

5



Q: Where are they going?

A: \_\_\_\_\_

6



Q: Where is he?

A: \_\_\_\_\_

# Lesson 10: Show Your Progress 1

Review

Lessons 1-10

## 1. Look and write.

1



2



3



4



5



6



1 Q: Where is he going?

A: \_\_\_\_\_

2 Q: Does she like whales?

A: \_\_\_\_\_

3 Q: Where are they?

A: \_\_\_\_\_

4 Q: What are they doing?

A: \_\_\_\_\_

5 Q: Is he drinking?

A: \_\_\_\_\_

6 Q: \_\_\_\_\_

A: Yes, he does.

He is \_\_\_\_\_

## 2. Write the sentences in the correct order. Cross out the extra word.

1

talking

Are

?

~~Is~~

they

\_\_\_\_\_

2

she

Does

swimming

Do

?

like

\_\_\_\_\_

3

is

are

park

the

to

.

going

He

\_\_\_\_\_

# Lesson 10: Show Your Progress 1

Review

Lessons 1-10

## 3. Look, read, and write.



1 Q: Where are they?

A: \_\_\_\_\_

2 Q: Where are they going?

A: \_\_\_\_\_

3 Q: Does he like baseball?

A: \_\_\_\_\_

4 Q: Is she eating?

A: \_\_\_\_\_

5 Q: \_\_\_\_\_

A: He likes seals.

6 Q: \_\_\_\_\_

A: No, she doesn't.

7 Q: \_\_\_\_\_

A: They're at school.

8 Q: \_\_\_\_\_

A: They're reading.



# Lesson 11: Clothes

## Structures

What is he wearing?  
He's wearing a T-shirt.  
What are you wearing?  
I'm wearing a skirt.

## Grammar Focus

What + to be...?  
Wearing

## Grammar Focus

### What + to be...?

• To ask **What are you wearing** asks about clothes and accessories.

	Questions	Answer
	What + to be + pronoun + wearing?	Pronoun + to be + wearing + clothing/item.
you	What <b>are you</b> wearing?	<b>I'm wearing</b> a shirt.
he/she	What <b>is he</b> wearing? What <b>is she</b> wearing?	<b>He's wearing</b> a shirt. <b>She's wearing</b> a shirt.
they	What <b>are they</b> wearing?	<b>They're wearing</b> shirts.

## 1. Look and write.

1



2



What is Sarah wearing?

1 She's wearing \_\_\_\_\_

3



4



2 She's wearing \_\_\_\_\_

3 She's wearing \_\_\_\_\_

5



6



4 She's wearing \_\_\_\_\_

5 She's wearing \_\_\_\_\_

6 She's wearing \_\_\_\_\_

## 2. Look, read, and circle.

1



What is he wearing?

He's wearing a T-shirt, a cap, and shorts.

Yes

No

2



What is she wearing?

She is wearing a T-shirt and jeans.

Yes

No

# Lesson 11: Clothes

## Structures

What is he wearing?  
He's wearing a T-shirt.  
What are you wearing?  
I'm wearing a skirt.

## Grammar Focus

What + to be...?  
Wearing

### 3. Look, read, and answer.

1



Q: What is he wearing?

A: He's \_\_\_\_\_

2



Q: What \_\_\_\_\_

A: They're \_\_\_\_\_

3



Q: What \_\_\_\_\_ wearing?

A: \_\_\_\_\_

4



Q: \_\_\_\_\_

A: She's \_\_\_\_\_

5



Q: \_\_\_\_\_

A: \_\_\_\_\_

6



Q: \_\_\_\_\_

A: \_\_\_\_\_

7

You

Q: What are you wearing?

A: \_\_\_\_\_

# Lesson 12: More Clothes

## Structures

Is he wearing boots?  
Yes, he is. / No, he isn't.  
Are you wearing boots?  
Yes, I am. / No, I'm not.

## Grammar Focus

Present continuous  
Wearing

## Grammar Focus

Present continuous			
	Questions	Answer	
	To be + pronoun + wearing + object/clothing?	Yes + pronoun + to be.	No + pronoun + negative to be.
you	Are you wearing boots?	Yes, I am.	No, I'm not.
he/she	Is he wearing boots? Is she wearing boots?	Yes, he is. Yes, she is.	No, he isn't. No, she isn't.
they	Are they wearing boots?	Yes, they are.	No, they aren't.

### 1. Look, write, and circle.

1



2



3



- 1 \_\_\_\_\_ she wearing a coat?      a Yes, she is.      b No, she isn't.
- 2 \_\_\_\_\_ they wearing scarves?      a Yes, they are.      b No, they aren't.
- 3 \_\_\_\_\_ he wearing a wool hat?      a Yes, he is.      b No, he isn't.

### 2. Write, think, and answer.

- 1 ... boots?      Are you wearing boots?      \_\_\_\_\_
- 2 ... shorts?      \_\_\_\_\_
- 3 ... jeans?      \_\_\_\_\_
- 4 ... a scarf?      \_\_\_\_\_
- 5 ... a sweater?      \_\_\_\_\_

# Lesson 12: More Clothes

## Structures

Is he wearing boots?  
Yes, he is. / No, he isn't.  
Are you wearing boots?  
Yes, I am. / No, I'm not.

## Grammar Focus

Present continuous  
Wearing

### 3. Look and write.



1 Q: Is he wearing a wool hat and a coat? A: \_\_\_\_\_

2 Q: \_\_\_\_\_ A: Yes, they are.

3 Q: Is she wearing a cap and boots? A: \_\_\_\_\_

4 Q: \_\_\_\_\_ A: Yes, she is.

5 Q: Is he wearing a coat and boots? A: \_\_\_\_\_

6 Q: \_\_\_\_\_ A: Yes, they are.

7 Q: Are you wearing a T-shirt? A: \_\_\_\_\_

# Lesson 13: Jump Up 4

Review

Lessons 11-12

## 1. Look, read, and match.

1



- a What is he wearing?  
He's wearing a T-shirt, shorts, and boots.

2




- b What is she wearing?  
She's wearing a sweater and a scarf.

3



- c Is he wearing sandals?  
Yes, he is.

4



- d Is she wearing a cap?  
No, she isn't. She's wearing a wool hat.

## 2. Look, read, and write.

1



2



3



4



1 \_\_\_\_\_ they wearing wool hats? Yes, \_\_\_\_\_ .

2 Is she \_\_\_\_\_ a T-shirt and shorts?  
No, she \_\_\_\_\_. She's wearing a T-shirt and \_\_\_\_\_ .

3 What is he wearing? He's wearing a \_\_\_\_\_ and \_\_\_\_\_ .

4 Are they wearing \_\_\_\_\_ and \_\_\_\_\_? Yes, they are.

# Lesson 13: Jump Up 4

Review

Lessons 11-12

## 3. Look and write.

1



Q: What are they wearing?

A: They're wearing \_\_\_\_\_

2



Q: Are they wearing \_\_\_\_\_ and \_\_\_\_\_ ?

A: Yes, they are.

3



Q: What are they wearing?

A: \_\_\_\_\_

4



Q: Is she wearing a T-shirt and jeans?

A: \_\_\_\_\_

5



Q: What is he wearing?

A: \_\_\_\_\_

6



Q: Are they wearing coats?

A: \_\_\_\_\_

# Lesson 14: At Lunch

## Structures

What does she want for lunch?  
She wants a sandwich.  
What do they want for lunch?  
They want a sandwich.

## Grammar Focus

What does/do...?  
To want

## Grammar Focus

### To Want

• To want asks about what a person wishes or desires for.

	Questions	Answer
	What + does/do + pronoun + want + lunch?	Pronouns + want + object/item.
you	<b>What do you</b> want for lunch?	<b>I want</b> a sandwich.
he/she	<b>What does he</b> want for lunch? <b>What does she</b> want for lunch?	<b>He wants</b> a sandwich. <b>She wants</b> a sandwich.
they	<b>What do they</b> want for lunch?	<b>They want</b> sandwiches.

### 1. Look, read, and circle.


1



2



3



4



1 Q: What **do / does** she want for lunch?

A: She **want / wants** pizza.

2 Q: What **do / does** they want for lunch?

A: They **want / wants** noodles.

3 Q: What **do / does** he want for lunch?

A: He **want / wants** a sandwich.

4 Q: What **do / does** she want for lunch?

A: She **want / wants** fried chicken.

### 2. Look and write.



1 He wants \_\_\_\_\_



2 She wants \_\_\_\_\_



3 They want \_\_\_\_\_

# Lesson 14: At Lunch

## Structures

What does she want for lunch?  
She wants a sandwich.  
What do they want for lunch?  
They want a sandwich.

## Grammar Focus

What does/do...?  
To want

### 3. Look and write.



1 Q: What does she want for lunch? A: \_\_\_\_\_

2 Q: \_\_\_\_\_ A: He wants a hamburger.

3 Q: \_\_\_\_\_ A: \_\_\_\_\_

4 Q: \_\_\_\_\_ A: \_\_\_\_\_

5 Q: \_\_\_\_\_ A: \_\_\_\_\_

6 Q: \_\_\_\_\_ A: \_\_\_\_\_

7 Q: What do you want for lunch? A: \_\_\_\_\_



# Lesson 15: At the School Picnic

## Structures

Does she want milk?  
Yes, she does. / No, she doesn't.  
Do they want milk?  
Yes, they do. / No, they don't.

## Grammar Focus

Does / Do...?  
To want



## Grammar Focus

### Does / Do + pronoun + want ...?

• To want asks about what a person wishes or desires for.

	Question	Answer	
	Does/Do + pronoun + want + object?	Yes + pronoun + does/do.	No + pronoun + doesn't/don't.
you	<b>Do you</b> want milk?	Yes, <b>I do</b> .	No, <b>I don't</b> .
he/she	<b>Does he</b> want milk? <b>Does she</b> want milk?	Yes, <b>he does</b> . Yes, <b>she does</b> .	No, <b>he doesn't</b> . No, <b>she doesn't</b> .
they	<b>Do they</b> want milk?	Yes, <b>they do</b> .	No, <b>they don't</b> .

## 1. Look, write, and circle.



- 1 \_\_\_\_\_ she want tea?      a Yes, she does.      b No, she doesn't.
- 2 \_\_\_\_\_ he want lemonade?      a Yes, he does.      b No, he doesn't.
- 3 \_\_\_\_\_ they want juice?      a Yes, they do.      b No, they don't.
- 4 \_\_\_\_\_ she want milk?      a Yes, she does.      b No, she doesn't.

## 2. Number the words in the correct order.

- 1 she to What want ? does drink  
\_\_\_\_\_ 1 \_\_\_\_\_
- 2 they Do juice ? want  
\_\_\_\_\_
- 3 want ? Does lemonade he  
\_\_\_\_\_

# Lesson 15: At the School Picnic

## Structures

Does she want milk?  
Yes, she does. / No, she doesn't.  
Do they want milk?  
Yes, they do. / No, they don't.

## Grammar Focus

Does / Do...?  
To want

### 3. Look, write, and match.



1

\_\_\_\_\_

want juice?

2

\_\_\_\_\_

want soda?

3

\_\_\_\_\_

want milk?

• Yes, she does.

• No, she doesn't.

• Yes, he does.

• No, he doesn't.

• Yes, they do.

• No, they don't.

4

\_\_\_\_\_

• want tea?

5

\_\_\_\_\_

• want lemondade?

6

\_\_\_\_\_

• want water?

# Lesson 16: Jump Up 5

Review

Lessons 14-15

## 1. Look, read, and match.

1



- a What does she want for lunch?  
She wants a hamburger.

2



- b Does he want tea?  
No, he doesn't. He wants juice.

3



- c Does she want spaghetti for lunch?  
No, she doesn't. She wants noodles.

4



- d What do they want to drink?  
They want lemonade.

## 2. Look, read, and write.

1



Q: What does he have for lunch?

A: \_\_\_\_\_

2



Q: What does she have for lunch?

A: \_\_\_\_\_

3

Draw

Q: What do you want for lunch?

A: \_\_\_\_\_

# Lesson 16: Jump Up 5

Review

Lessons 14-15

## 3. Look, read, and write.

1



Q: \_\_\_\_\_

A: Yes, they do.

2



Q: What does he want for lunch?

A: \_\_\_\_\_

3



Q: \_\_\_\_\_

A: Yes, she does.


4



Q: What does she want for lunch?

A: \_\_\_\_\_

5



Q: \_\_\_\_\_ pizza?

A: \_\_\_\_\_

He \_\_\_\_\_

6



Q: What do they want for lunch?

A: \_\_\_\_\_

# Lesson 17: Around the Neighborhood

## Structures

What's in Sam's neighborhood?  
There's a post office.  
Is there a playground?  
Yes, there is. / No, there isn't.

## Grammar Focus

What is...?  
Is there a(n)...?

### Grammar Focus 1

What's in...?		
	Questions	Answer
	What + to be + in + person's name + location/place?	There + to be + object.
Sam	What's in Sam's neighborhood?	There's a post office.
Isabella	What's in Isabella's house?	There's a kitchen.
Katie	What's in Katie's classroom?	There's a chalkboard and a desk.

### 1. Look, read, and answer.

1



Q: What's in Sam's neighborhood?

A: \_\_\_\_\_

2



Q: What's in Sam's neighborhood?

A: \_\_\_\_\_

### Grammar Focus 2

Is there...?		
Questions	Answer	
To be + there + object?	Yes + there + to be.	No + there + negative to be.
Is there a playground?	Yes, there is.	No, there isn't.
Are there restaurants?	Yes, there are.	No, there aren't.

### 2. Look, think, and answer.

1



Q: Is there a parking lot in your neighborhood?

A: \_\_\_\_\_

2



Q: Is there a post office in your neighborhood?

A: \_\_\_\_\_

# Lesson 17: Around the Neighborhood

## Structures

What's in Sam's neighborhood?  
There's a post office.  
Is there a playground?  
Yes, there is. / No, there isn't.

## Grammar Focus

What is...?  
Is there a(n)...?

### 3. Look and write.



1 Q: What's in Sam's neighborhood? A: \_\_\_\_\_

2 Q: \_\_\_\_\_ A: Yes, there is.

3 Q: What's in Sam's neighborhood? A: \_\_\_\_\_

4 Q: What's in Sam's neighborhood? A: \_\_\_\_\_

5 Q: \_\_\_\_\_ A: Yes, there is.

6 Q: \_\_\_\_\_ A: Yes, there is.

7 Q: What's in your neighborhood? A: \_\_\_\_\_

\_\_\_\_\_

# Lesson 18: Finding Places

## Structures

Where is the parking lot?  
It's behind the hospital.

## Grammar Focus

Where is....?  
Prepositions

## Grammar Focus

### Prepositions

• Prepositions give extra information about the location of someone or something.



in front of



behind



next to



across from

### Questions

Where + to be + object?

### Answer

It's + preposition + place/object.



Where is the bus stop?

It's **in front of** the restaurant.




Where is the bus stop?

It's **next to** the restaurant.

## 1. Look, read and circle.



- Where is the restaurant?
  - It's in front of the library.
  - It's next to the library.
- Where is the hospital?
  - It's behind the library.
  - It's across from the library.



- Where is the sports center?
  - It's across from the park.
  - It's behind the park.
- Where is the sports center?
  - It's next to the parking lot.
  - It's in front of the parking lot.

# Lesson 18: Finding Places

## Structures

Where is the parking lot?  
It's behind the hospital.

## Grammar Focus

Where is....?  
Prepositions

### 2. Look and write.



- 1 Q: Where is the parking lot?      A: \_\_\_\_\_ the hospital.
- 2 Q: Where is the playground?      A: \_\_\_\_\_ the library.
- 3 Q: Where is the sports center?      A: \_\_\_\_\_ the playground.
- 4 Q: Where is the hospital?      A: \_\_\_\_\_ the parking lot.
- 5 Q: Where is the school?      A: \_\_\_\_\_ the park.
- 6 Q: Where is the post office?      A: \_\_\_\_\_ the hospital.
- 7 Q: Where is the restaurant?      A: \_\_\_\_\_ the book store.
- 8 Q: Where is the library?      A: \_\_\_\_\_ the school.



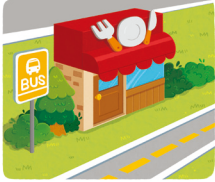
# Lesson 19: Jump Up 6

Review

Lessons 17-18

## 1. Look, read, and circle.

1



2



3



4



1 The bus stop is **across from / next to** the restaurant.

2 The bus stop is **behind / next to** the restaurant.

3 The bus stop is **across from / in front of** the restaurant.

4 The bus stop is **behind / in front of** the restaurant.

## 2. Look, read, and write.

1



2



3



4



1 Where is the bank?

It's \_\_\_\_\_ the hospital.

2 Where is the bank?

It's \_\_\_\_\_ the hospital.

3 Where is the bank?

It's \_\_\_\_\_ the hospital.

4 Where is the bank?

It's \_\_\_\_\_ the hospital.

# Lesson 19: Jump Up 6

Review

Lessons 17-18

## 3. Look, read, and write.

1




Q: Is there a bus stop?

A: \_\_\_\_\_

Q: Where is the bus stop?

A: \_\_\_\_\_

2




Q: What's in Sam's neighborhood?

A: \_\_\_\_\_

Q: Where is the toy store?

A: \_\_\_\_\_

3




Q: Is there a library?

A: \_\_\_\_\_

Q: Where is the restaurant?

A: \_\_\_\_\_

4



Q: Is there a park?

A: \_\_\_\_\_

Q: Is there a playground?

A: \_\_\_\_\_


# Lesson 20: Show Your Progress 2

Review

Lessons 11-20

## 1. Look, read, and write.

1



2



3




4



5



6



1 Q: Where is the post office?

A: \_\_\_\_\_

2 Q: What are they wearing?

A: \_\_\_\_\_

3 Q: What do they want for lunch?

A: \_\_\_\_\_

4 Q: Is she wearing a skirt and boots?

A: \_\_\_\_\_

5 Q: Does he want fried chicken?

A: \_\_\_\_\_

6 Q: What is Sarah's neighborhood?

A: \_\_\_\_\_

He wants \_\_\_\_\_

## 2. Write the sentences in the correct order. Cross out the extra word.

1

hospital   It's   to   across   from   the   .

\_\_\_\_\_

2

wants   He   juice   apple   .   want

\_\_\_\_\_

3

Is   ?   there   restaurants   Are

\_\_\_\_\_

# Lesson 20: Show Your Progress 2

Review

Lessons 11-20

## 3. Look and write.



1 Q: What is he wearing?

A: \_\_\_\_\_

2 Q: Is she wearing a T-shirt, jeans, and boots?

A: \_\_\_\_\_ She's wearing \_\_\_\_\_

3 Q: What's in Sam's neighborhood?

A: \_\_\_\_\_

4 Q: Where is the mailbox?

A: \_\_\_\_\_

5 Q: What does she want for lunch?

A: \_\_\_\_\_

6 Q: Does he want a sandwich and milk?

A: \_\_\_\_\_ He wants \_\_\_\_\_

7 Q: What do they want to drink?

A: \_\_\_\_\_