













Smart English

Workbook 2

Answer Key

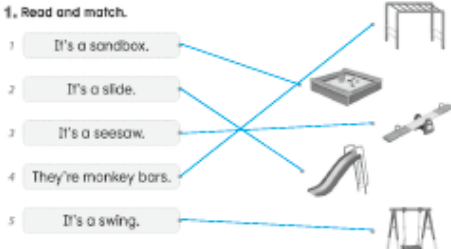
Lesson 1 At the Zoo

<p>A. Look and Say.</p>	<p>1. Choose and write. Where are you, Jake? I'm at home.</p> <p>2. Read and write. <Answers may vary.> I'm at school.</p>								
<p>B. Look and Learn</p>	<p>Match and write.</p> <table style="width: 100%;"> <tr> <td>1. long / It's a long snake.</td> <td>2. short / It's a short snake.</td> </tr> <tr> <td>3. big / It's a big bear.</td> <td>4. small / It's a small bear.</td> </tr> <tr> <td>5. young / It's a young lion.</td> <td>5. old / It's an old lion.</td> </tr> </table>	1. long / It's a long snake.	2. short / It's a short snake.	3. big / It's a big bear.	4. small / It's a small bear.	5. young / It's a young lion.	5. old / It's an old lion.		
1. long / It's a long snake.	2. short / It's a short snake.								
3. big / It's a big bear.	4. small / It's a small bear.								
5. young / It's a young lion.	5. old / It's an old lion.								
<p>C. Look and practice</p>	<p>1. Read and match.</p> <table style="width: 100%;"> <tr> <td>1. B</td> <td>2. D</td> </tr> <tr> <td>3. C</td> <td>4. A</td> </tr> </table> <p>2. Look and write.</p> <ol style="list-style-type: none"> What is it? It's a big bag. What is it? It's a small chair. 	1. B	2. D	3. C	4. A				
1. B	2. D								
3. C	4. A								
<p>D. Look and Play</p>	<p>1. Read and match.</p> <table style="width: 100%;"> <tr> <td>1. She is old.</td> <td>2. It is short.</td> </tr> <tr> <td>3. They are young.</td> <td>4. It is long.</td> </tr> </table> <p>2. Read and draw.</p> <p>2. Read and draw.</p> <table style="width: 100%;"> <tr> <td style="text-align: center;">1 It's a small book. </td> <td style="text-align: center;">2 It's a big book. </td> </tr> <tr> <td style="text-align: center;">3 It's a long ruler. </td> <td style="text-align: center;">4 It's a short ruler. </td> </tr> </table>	1. She is old.	2. It is short.	3. They are young.	4. It is long.	1 It's a small book. 	2 It's a big book. 	3 It's a long ruler. 	4 It's a short ruler. 
1. She is old.	2. It is short.								
3. They are young.	4. It is long.								
1 It's a small book. 	2 It's a big book. 								
3 It's a long ruler. 	4 It's a short ruler. 								

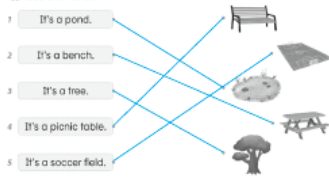
Lesson 2 At the Picnic

<p>A. Link and Say.</p>	<p>1. Choose and write. I'm at the picnic. How many people are there?</p> <p>2. Read and write. <Answers may vary.> Ten people.</p>
<p>B. Look and Learn</p>	<p>1. Look and match.</p> <p>1. happy 2. hot 3. cold 4. hungry 5. tired 6. sad</p> <p>4. Choose and write.</p> <p>1. eleven 2. twelve 3. thirteen 4. fourteen 5. fifteen 6. sixteen 7. seventeen 8. eighteen 9. nineteen 10. twenty</p>
<p>C. Look and Practice</p>	<p>1. How are they? Circle and write.</p> <p>1. She's tired. 2. He's cold. 3. They're happy. 4. They're hungry.</p> <p>2. Read and write.</p> <p>1. He's hot. 2. She's sad. 3. They're happy. 4. They're hungry.</p>
<p>D. Link and Review</p>	<p>1. Read and write.</p> <p>1. It's a long banana. 2. It's a short banana. 3. It's a big apple. 4. It's a small apple.</p> <p>2. Look, read, and write.</p> <p>1. She's tired. 2. He's hot. 3. It's happy. 4. It's sad.</p>

Lesson 4 On the Playground

<p>A. Link and Say</p>	<p>1. Choose and write. What time is it? Hurry up.</p> <p>2. Read and write. It's three o'clock.</p>
<p>B. Look and Learn</p>	<p>1. Read and match.</p>  <p>2. Read and write.</p> <p>1. It's nine o'clock. 2. It's eleven o'clock. 3. It's six o'clock. 4. It's one o'clock.</p>
<p>C. Look and Practice</p>	<p>What's on the playground? Look and write.</p> <ol style="list-style-type: none"> 1. There are monkey bars. 2. There are swings. 3. There are cats. 4. There are slides. 5. There are dogs. 6. There is a seesaw. 7. There is a sandbox. 8. There are bags.
<p>D. Link and Review</p>	<p>1. Read and circle.</p> <p>1. Yes 2. No 3. Yes 4. Yes</p> <p>2. Read and write.</p> <ol style="list-style-type: none"> 1. He's hot. 2. She's cold. 3. They're hungry. 4. He's tired.

Lesson 5 At the Park

<p>A. Link and Say</p>	<p>1. Choose and write. It's eleven o'clock. How many marbles are there?</p> <p>2. Read and write. It's twelve o'clock.</p>												
<p>B. Look and Learn</p>	<p>1. Read and match.</p> <p>1. Read and match.</p>  <p>1. It's a pond.</p> <p>2. It's a bench.</p> <p>3. It's a tree.</p> <p>4. It's a picnic table.</p> <p>5. It's a soccer field.</p> <p>2. Choose and write.</p> <table border="0"> <tbody> <tr> <td>1. ten</td> <td>2. twenty</td> <td>3. thirty</td> </tr> <tr> <td>4. forty</td> <td>5. fifty</td> <td>6. sixty</td> </tr> <tr> <td>7. seventy</td> <td>8. eighty</td> <td>9. ninety</td> </tr> <tr> <td>10. one hundred</td> <td></td> <td></td> </tr> </tbody> </table>	1. ten	2. twenty	3. thirty	4. forty	5. fifty	6. sixty	7. seventy	8. eighty	9. ninety	10. one hundred		
1. ten	2. twenty	3. thirty											
4. forty	5. fifty	6. sixty											
7. seventy	8. eighty	9. ninety											
10. one hundred													
<p>C. Look and Practice</p>	<p>1. Look and write.</p> <ol style="list-style-type: none"> Is there a picnic table? Yes, there is. Are there monkey bars? No, there aren't. Is there a pond? Yes, there is. Is there a soccer field? No, there isn't. Are there benches? Yes, there are. Is there a seesaw? No, there isn't. 												
<p>D. Link and Review</p>	<p>1. What's on your playground? Draw and answer.</p> <p><Answers may vary.></p> <ol style="list-style-type: none"> Yes, there are. Yes, there are. No, there isn't. Yes, there are. No, there isn't. <p>2. How are they? Circle and write.</p> <ol style="list-style-type: none"> cold / She's cold. sad / She's sad. hungry / They're hungry. happy / It's happy. 												

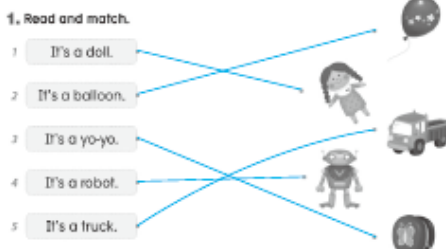
Lesson 6 Jump Up 2

A. Link and Say.	Choose and write. Look! There're swings. How many swings are there? Hurry up! There are monkey bars. What time is it? I'm sad.
B. Read and Do	1. Choose and write the number. 3 – 2 – 1 – 4 2. Read and circle. 1. b 2. a 3. a 4. b
C. Write and Do	1. Look and write. 1. There are swings. 2. There is a sandbox. 3. There are slides. 4. There is a soccer field. 5. No, there isn't. 6. Yes, there are. 7. No, there aren't. 8. Yes, there are.

Lesson 7 In My Room

<p>A. Link and Say</p>	<p>1. Choose and write. Yes, please. Thank you.</p> <p>2. Read and write. Yes, please.</p>
<p>B. Look and Learn</p>	<p>1. Look and match.</p> <ol style="list-style-type: none"> The cat is in the box. The cat is on the box. The cat is under the box. <p>2. Read and match.</p> <ol style="list-style-type: none"> Where are the glasses? – They're in the box. Where is the brush? – It's in the box. Where is the pillow? – It's under the bed. Where are the books? – They're on the desk.
<p>C. Look and Practice</p>	<p>1. Read and write.</p> <ol style="list-style-type: none"> It's under the book. It's in the bag. They're on the desk. <p>2. Look and write.</p> <ol style="list-style-type: none"> Where are the cats? – They're under the chair. Where are the crayons? – They're in the box. Where is the pillow? – It's on the bed.
<p>D. Link and Review</p>	<p>1. Look, read, and write.</p> <ol style="list-style-type: none"> They're on the seesaw. It's in the tree. They're on the picnic table. They're under the tree. They're on the soccer field. It's under the picnic table.

Lesson 8 At the Toy Store

A. Link and Say.	<p>1. Choose and write. Do you want some juice? No, thank you.</p> <p>2. Read and write. Yes, please. / No, thank you.</p>
B. Look and Learn	<p>1. Read and match.</p> <p><small>1. Read and match.</small></p>  <p>2. Read and write.</p> <ul style="list-style-type: none">1. There are three trucks.2. There are four yo-yos.3. There are two robots.4. There is one balloon.
C. Look and Practice	<p>1. Look and write.</p> <ul style="list-style-type: none">1. How many yo-yos are there? – There are two yo-yos.2. How many balloons are there? – There are six balloons.3. How many trucks are there? – There are two trucks.4. How many dolls are there? – There are three dolls.5. How many robots are there? – There is one robot.
D. Link and Review	<p>1. Read and write.</p> <ul style="list-style-type: none">1. There are seventeen pens.2. There are fourteen markers.3. There are twelve erasers.4. There are sixteen pencils. <p>2. Look and write.</p> <ul style="list-style-type: none">1. Where are the yo-yos? - They're on the bed.2. Where are the glasses? - They're under the pillow.3. Where is the doll? - It's on the bench.

Lesson 9 Jump Up 3

A. Link and Say.	Choose and write. Yes, please. How many apples are there? Do you want more? We're under the apple tree. Do you want an apple? They're in Lucky.
B. Read and Do	1. Choose and write the number. 1 – 4 – 2 – 3 2. Read and circle. 1. b 2. a 3. b 4. b
C. Write and Do	1. Look and write. 1. The pens are in the desk. 2. The robot is on the desk. 3. The doll is under the desk. 4. The books are on the desk. 2. Read and write. 1. It's on the bed. 2. They're under the chair. 3. It's in the desk. 4. They're in the bag.

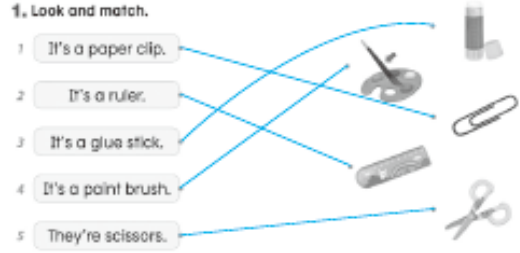
Lesson 10 Show Your Progress 1

A. Reading	<p>1. Choose and write the number. 4 - 8 - 3 - 1 - 6 - 2 - 7 - 5</p> <p>2. Read and circle. 1. a 2. b 3. b 4. a</p> <p>3. Look, read, and circle. 1. b 2. a 3. b 4. a</p> <p>4. Read and match. 1. It's a truck. 2. It's a pillow. 3. It's a doll. 4. They're glasses.</p>
B. Writing	<p>1. Read and reply. <Answers may vary.> 1. I'm at the playground. 2. Yes, please. / No, thank you.</p> <p>2. What's on the playground? Look and write. 1. There are benches. 2. There are swings. 3. There is a seesaw. 4. There is a slide.</p>
Make a story	<p>1. Choose and write the number. 3 - 6 / 2 - 5 / 1 - 7 / 4 - 8</p>

Lesson 11 Things in My Bag

<p>A. Link and Say.</p>	<p>1. Choose and write. How's the weather? Do you want an apple?</p> <p>2. Read and write. <Answers may vary.> It's windy.</p>
<p>B. Look and Learn</p>	<p>1. Choose and write.</p> <p>1. It's a key chain. 2. It's an umbrella. 3. It's a wallet. 4. They're coins.</p> <p>2. Read and circle.</p> <p>1. a. 2. a 3. b 4. b 5. b 6. b 7. a 8. a</p>
<p>C. Look and Practice</p>	<p>1. What do you have? Read and circle. <Answers may vary.></p> <p>1. a 2. a 3. a</p> <p>2. What do you have? Circle and write. <Answers may vary.></p> <p>1. Yes. / I have a wallet. 2. Yes. / I have a key chain. 3. Yes. / I have a brush.</p>
<p>D. Link and Review</p>	<p>1. Look, read, and write.</p> <p>1. There are five yo-yos. 2. There are two parrots. 3. There are four balloons. 4. There is one doll. 5. It's under the chair. 6. They're on the desk.</p> <p>2. What do you have in your room? Write two things. <Answers may vary.></p> <p>I have a watch in my room. I have a key chain in my room.</p>

Lesson 12 Things for school

<p>A. Link and Say.</p>	<p>1. Choose and write. I'm sorry I'm late. It's windy.</p> <p>2. Read and write. Don't be late next time.</p>									
<p>B. Look and Learn</p>	<p>1. Look and match.</p>  <p>2. What do you have? Read and match. <i><Answers may vary.></i></p> <table> <tr> <td>1. Yes, I do.</td> <td>2. Yes, I do.</td> </tr> <tr> <td>3. Yes, I do.</td> <td>4. Yes, I do.</td> </tr> </table>	1. Yes, I do.	2. Yes, I do.	3. Yes, I do.	4. Yes, I do.					
1. Yes, I do.	2. Yes, I do.									
3. Yes, I do.	4. Yes, I do.									
<p>C. Look and Practice</p>	<p>1. Write and circle. <i><Answers may vary.></i></p> <table> <tr> <td>1. Do you have a ruler? - a</td> <td>2. Do you have a paint brush? - a</td> </tr> <tr> <td>3. Do you have a glue stick? - a</td> <td>4. Do you have paper clips? - a</td> </tr> </table> <p>2. Look and write. <i><Answers may vary.></i></p> <table> <tr> <td>1. Do you have scissors? - Yes, I do.</td> </tr> <tr> <td>2. Do you have an umbrella? - Yes, I do.</td> </tr> </table>	1. Do you have a ruler? - a	2. Do you have a paint brush? - a	3. Do you have a glue stick? - a	4. Do you have paper clips? - a	1. Do you have scissors? - Yes, I do.	2. Do you have an umbrella? - Yes, I do.			
1. Do you have a ruler? - a	2. Do you have a paint brush? - a									
3. Do you have a glue stick? - a	4. Do you have paper clips? - a									
1. Do you have scissors? - Yes, I do.										
2. Do you have an umbrella? - Yes, I do.										
<p>D. Link and Review</p>	<p>1. Look, read, and write.</p> <table> <tr> <td>1. Yes, there are.</td> <td>2. Yes, there is.</td> </tr> <tr> <td>2. Yes, there is.</td> <td>4. No, there isn't.</td> </tr> <tr> <td>5. No, there aren't.</td> <td>6. Yes, there is.</td> </tr> </table> <p>2. Read and write. <i><Answers may vary.></i></p> <table> <tr> <td>1. Yes, I do.</td> </tr> <tr> <td>2. No, I don't.</td> </tr> <tr> <td>3. Yes, I do.</td> </tr> </table>	1. Yes, there are.	2. Yes, there is.	2. Yes, there is.	4. No, there isn't.	5. No, there aren't.	6. Yes, there is.	1. Yes, I do.	2. No, I don't.	3. Yes, I do.
1. Yes, there are.	2. Yes, there is.									
2. Yes, there is.	4. No, there isn't.									
5. No, there aren't.	6. Yes, there is.									
1. Yes, I do.										
2. No, I don't.										
3. Yes, I do.										

Lesson 13 Jump Up 4

A. Link and Say.	Choose and write. How's the weather, Lucky? I have a notebook. Yes, please. No, I don't. I have a small box. Do you have an umbrella?
B. Read and Do	1. Choose and write the number. 4 – 3- 1 – 2 2. Read and circle. 1. b 2. a 3. b 4. b
C. Write and Do	1. Look and write. 1. I have a paper clip. / I don't have a coin. 2. I don't have a glue stick. / I have a key chain. 2. Read and write. 1. It's in the bag. 2. They're in the desk. 3. It's under the chair. 4. It's on the desk.

Lesson 14 Indoor Fun

<p>A. Link and Say.</p>	<p>1. Choose and write. I'm sorry I'm late. Let's play a game.</p> <p>2. Read and write. Good idea.</p>								
<p>B. Look and Learn</p>	<p>1. Choose and write.</p> <table border="0"> <tr> <td>1. It's a camera.</td> <td>2. It's a game player.</td> </tr> <tr> <td>3. It's a board game.</td> <td>4. It's a comic book.</td> </tr> </table> <p>2. Look, choose, and write.</p> <ol style="list-style-type: none"> He has a camera. She doesn't have a camera. They have a board game. They don't have a board game. 	1. It's a camera.	2. It's a game player.	3. It's a board game.	4. It's a comic book.				
1. It's a camera.	2. It's a game player.								
3. It's a board game.	4. It's a comic book.								
<p>C. Look and Practice</p>	<p>1. What does she have? Look and write.</p> <table border="0"> <tr> <td>1. She has a camera.</td> <td>2. She doesn't have a game player.</td> </tr> <tr> <td>3. She doesn't have comic books.</td> <td>4. She has a board game.</td> </tr> </table> <p>2. What do they have? Look and write.</p> <table border="0"> <tr> <td>1. They don't have a camera.</td> <td>2. They have a game player.</td> </tr> <tr> <td>3. They have comic books.</td> <td>4. They don't have a board game,</td> </tr> </table>	1. She has a camera.	2. She doesn't have a game player.	3. She doesn't have comic books.	4. She has a board game.	1. They don't have a camera.	2. They have a game player.	3. They have comic books.	4. They don't have a board game,
1. She has a camera.	2. She doesn't have a game player.								
3. She doesn't have comic books.	4. She has a board game.								
1. They don't have a camera.	2. They have a game player.								
3. They have comic books.	4. They don't have a board game,								
<p>D. Link and Review</p>	<p>1. Read and circle.</p> <table border="0"> <tr> <td>1. No</td> <td>2. Yes</td> <td>3. Yes</td> </tr> <tr> <td>4. No</td> <td>5. Yes</td> <td>6. No</td> </tr> </table> <p>2. What do you have? Circle and write.</p> <p><i><Answers may vary.></i></p> <ol style="list-style-type: none"> Y / I have a camera. – N / I don't have a camera. Y / I have a board game. - N / I don't have a board game. Y / I have a comic book. – N / I don't have a comic book. Y – I have a game player. - N / I don't have a game player. 	1. No	2. Yes	3. Yes	4. No	5. Yes	6. No		
1. No	2. Yes	3. Yes							
4. No	5. Yes	6. No							

Lesson 16 Jump Up 5

A. Link and Say.	Choose and write. It's windy. No, I don't. Do you have scissors? I have a kite. Does she have a kite? How's the weather, Lucky?
B. Read and Do	1. Choose and write the number. 2 – 3 - 1 – 4 2. Read and circle. 1. b 3. b 2. a 4. a
C. Write and Do	1. What do they have? Look and write. 1. They have a soccer ball. 2. He has a bike. 3. They have cameras. 4. She has inline skates. 2. Look and write. 1. I have a comic book. 2. I have game players. 3. I have a camera. 4. I have a skateboard.

Lesson 17 On the Beach

<p>A. Link and Say.</p>	<p>1. Choose and write. How many seashells do you have? How about you?</p> <p>2. Read and Write. <Answers may vary.> I have thirty five pencils.</p>												
<p>B. Look and Learn</p>	<p>1. Look and write.</p> <table border="0"> <tr> <td>1. forty five</td> <td>2. twenty seven</td> </tr> <tr> <td>3. eighty four</td> <td>4. sixty one</td> </tr> <tr> <td>5. ninety three</td> <td>6. eighty eight</td> </tr> </table> <p>2. Read and circle.</p> <table border="0"> <tr> <td>1. his</td> <td>2. their</td> <td>3. her</td> </tr> <tr> <td>4. her</td> <td>5. his</td> <td></td> </tr> </table>	1. forty five	2. twenty seven	3. eighty four	4. sixty one	5. ninety three	6. eighty eight	1. his	2. their	3. her	4. her	5. his	
1. forty five	2. twenty seven												
3. eighty four	4. sixty one												
5. ninety three	6. eighty eight												
1. his	2. their	3. her											
4. her	5. his												
<p>C. Look and Practice</p>	<p>Read, circle, and write.</p> <ol style="list-style-type: none"> It's her umbrella.. It's his camera. It's his game player. It's her watch. They're her glasses. It's their board game. 												
<p>D. Link and Review</p>	<p>1. Match and write.</p> <ol style="list-style-type: none"> Whose skateboard is this? It's his skateboard. Whose soccer ball is this? It's their soccer ball. Whose inline skates are these? They're her inline skates. Whose camera is this? It's his camera. <p>2. Read and circle.</p> <table border="0"> <tr> <td>1. b</td> <td>2. a</td> </tr> <tr> <td>3. b</td> <td>4. a</td> </tr> </table>	1. b	2. a	3. b	4. a								
1. b	2. a												
3. b	4. a												

Lesson 18 Lost Pets

<p>A. Link and Say.</p>	<p>1. Choose and write. What time is it? Are you OK?</p> <p>2. Read and Write. I think so.</p>														
<p>B. Look and Learn</p>	<p>1. Read and match.</p> <table style="width: 100%; border: none;"> <tr> <td style="width: 50%;">1. This is an eye.</td> <td style="width: 50%;">2. This is a nose.</td> </tr> <tr> <td>3. This is a mouth.</td> <td>4. This is an ear.</td> </tr> <tr> <td>5. This is hair.</td> <td>6. This is arm.</td> </tr> <tr> <td>7. This is a leg.</td> <td></td> </tr> </table> <p>2. Read and circle.</p> <table style="width: 100%; border: none;"> <tr> <td style="width: 33%;">1. No</td> <td style="width: 33%;">2. Yes</td> <td style="width: 33%;">3. Yes</td> </tr> <tr> <td>4. No</td> <td>5. No</td> <td></td> </tr> </table>	1. This is an eye.	2. This is a nose.	3. This is a mouth.	4. This is an ear.	5. This is hair.	6. This is arm.	7. This is a leg.		1. No	2. Yes	3. Yes	4. No	5. No	
1. This is an eye.	2. This is a nose.														
3. This is a mouth.	4. This is an ear.														
5. This is hair.	6. This is arm.														
7. This is a leg.															
1. No	2. Yes	3. Yes													
4. No	5. No														
<p>C. Look and Practice</p>	<p>1. Choose and write.</p> <ol style="list-style-type: none"> 1. What does it look like? – It has eight legs. 2. What does it look like? – It has big eyes. 3. What does it look like? – It has long hair. 4. What does it look like? – It has a big mouth. 5. What does it look like? – It has long ears. 6. What does it look like? – It has a big nose. 7. What does it look like? – It has long arms. 														
<p>D. Link and Review</p>	<p>1. Read and circle.</p> <table style="width: 100%; border: none;"> <tr> <td style="width: 50%;">1. b</td> <td style="width: 50%;">2. a</td> </tr> <tr> <td>3. a</td> <td>4. b</td> </tr> </table> <p>2. Look and write.</p> <table style="width: 100%; border: none;"> <tr> <td style="width: 50%;">1. This is her hair.</td> <td style="width: 50%;">2. This is his mouth.</td> </tr> <tr> <td>3. This is her nose.</td> <td>4. These are her eyes.</td> </tr> </table>	1. b	2. a	3. a	4. b	1. This is her hair.	2. This is his mouth.	3. This is her nose.	4. These are her eyes.						
1. b	2. a														
3. a	4. b														
1. This is her hair.	2. This is his mouth.														
3. This is her nose.	4. These are her eyes.														

Lesson 19 Jump Up 6

A. Link and Say.	Choose and write. How many comic books are there? Whose books are these? Does she have Super Dog comic books? What does Super Dog look like? He has blue hair. Are you OK?
B. Read and Do	1. Choose and write the number. 3 – 2 – 1 – 4 2. Read and circle. 1. a 2. b 3. b 4. a
C. Write and Do	1. Look and write. 1. It has a big nose. 2. It has long hair. 3. It has long legs. / It has short arms. 4. It has small eyes. 2. Read and write. 1. It's her bike. 2. It's their soccer ball. 3. It's his kite. 4. They're her inline skates.

Lesson 20 Show Your Progress 2

A. Reading	<p>1. Choose and write the number. 5 - 6 - 3 - 4 - 2 - 1 - 7 - 8</p> <p>2. Read and circle. 1. a 2. b 3. b 4. b</p> <p>3. Look, read, and circle. 1. b 2. a 3. b</p> <p>4. Read and match.</p> <table border="0"><tr><td>1. It's a coin.</td><td>2. It's a bike.</td><td>3. It's a coin.</td></tr><tr><td>4. It's an ear.</td><td>5. It's a nose.</td><td>6. It's a mouth.</td></tr><tr><td>7. It's a comic book.</td><td>8. It's a camera.</td><td></td></tr></table>	1. It's a coin.	2. It's a bike.	3. It's a coin.	4. It's an ear.	5. It's a nose.	6. It's a mouth.	7. It's a comic book.	8. It's a camera.	
1. It's a coin.	2. It's a bike.	3. It's a coin.								
4. It's an ear.	5. It's a nose.	6. It's a mouth.								
7. It's a comic book.	8. It's a camera.									
B. Writing	<p>1. Read and reply. <Answers may vary.></p> <ol style="list-style-type: none">1. It's sunny.2. Sure. <p>2. Look and write.</p> <ol style="list-style-type: none">1. She has a comic book.2. They have a board game.3. He has scissors.4. It has brown hair. / It's brown.									
Make a story	<p>1. Choose and write the number. 3 - 8 / 1 - 7 / 2 - 6 / 4 - 5</p>									