

The Smart Way to Learn English

Smart English

2

Grammar Worksheets



Supplementary Lesson for Smart English

Contents



Lesson 1	At the Zoo	5
Lesson 2	At the Picnic	7
Lesson 3	Jump Up 1	9
Lesson 4	On the Playground	11
Lesson 5	At the Park	13
Lesson 6	Jump Up 2	15
Lesson 7	In My Room	17
Lesson 8	At the Toy Store	19
Lesson 9	Jump Up 3	21
Lesson 10	Show Your Progress 1	23
Lesson 11	Things in My Bag	25
Lesson 12	Things for School	27
Lesson 13	Jump Up 4	29
Lesson 14	Indoor Fun	31
Lesson 15	Outdoor Fun	33
Lesson 16	Jump Up 5	35
Lesson 17	On the Beach	37
Lesson 18	Lost Pets	39
Lesson 19	Jump Up 6	41
Lesson 20	Show Your Progress 2	43

Smart English Grammar Worksheets

1 What are they?

These are supplemental grammar worksheets to use with the Smart English course book. The worksheets align with the units from Smart English. The worksheets have been designed to give students a more explicit grammar explanation, sample problems, and more writing practice.

2 Why grammar worksheets?

The Smart English course books focus on the four skills – listening, reading, writing, and speaking. Some students, however, might need to focus more on the grammar structures they are learning in the course books. These grammar worksheets are meant to appease that need.

3 Basic Grammar Tips

Teaching grammar can be challenging. However, there is a basic format you can follow to help both yourself and your students.

1. Give explicit directions with examples (i.e. use grammar charts).
2. Check to see if students understand.
3. Allow students time for guided practice with structure.
4. Check to see if students understand.
5. Allow time for more practice focusing on writing.
6. Check to see if students understand.

4 Grammar Charts

Each worksheet starts with a grammar chart. These are meant to provide students with the target structure, an explanation of the target structure, and a few examples. Ideally, these grammar charts should be looked at together with your students. It is likely they'll have some questions and it would be good if the teacher is there to help.



Smart English and e-future's Grammar Series

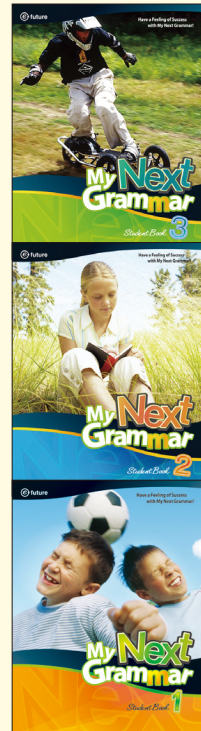
For more grammar practice, you can use e-future's *My First Grammar* and *My Next Grammar*. e-future's grammar series provide students with more explicit instruction, examples, grammar charts, and activities focused on both grammar and writing. For more information, please feel free to visit e-future's website (www.efuture-elt.com).

Smart English

My First Grammar

My Next Grammar

Elementary
(A1-A2)



Lesson 1: At the Zoo

Structures

What is it?
It's a big bear.

Grammar Focus

What + be...?
Adjectives

Grammar Focus

Adjectives

- An adjective is word that describes a noun.
- Adjectives give extra information about nouns, such as size, color, shape, etc.

Question	Answers		
What is it?	It's a brown bear.	It's an old bear.	It's a small bear.
What are they?	They're brown bears.	They're old bears.	They're small bears.

1. Look and circle.

1



It's a **big / small** panda.

2



It's a white **long / short** pen.

3



It's an orange **big / small** bag.

4




They're **old / young**.

5



It's a **blue and green / yellow and red** long snake.

6



It's a **green / purple** small clock.

2. Choose and write the number.

1 grey

2 red

3 blue

4 long

5 small

6 big

1



What is it?
It's a _____
circle.

2



What is it?
It's a _____
square.

3



What is it?
It's a _____
rectangle.

Lesson 1: At the Zoo

Structures

What is it?
It's a big bear.

Grammar Focus

What + be...?
Adjectives

3. Look and write.

1



What is it?

It's a lion.

2



They're

3



It's a bear.

4



5



It's a snake.

6



Lesson 2: At the Picnic

Structures

How is he?
He's happy.

Grammar Focus

How + be...?
Adjectives

Grammar Focus

How + be...?			
Question	Answers		
How is he? How is she?	He's happy. She's happy.	He's tired. She's tired.	He's sad. She's sad.
How are you?	I'm happy.	I'm tired.	I'm sad.
How are they?	They're happy.	They're tired.	They're sad.

1. How are they? Look and write.

1



He's cold.

2



3



4



5



6



2. Read, draw, and answer.

(Draw your face.)

1 How are you?

(Draw your friend's face.)

2 How is your friend?

Lesson 2: At the Picnic

Structures

How is he?
He's happy.

Grammar Focus

How + be...?
Adjectives

3. Look and write.

1



How is he?

2




He's

3




They're hot.

4



5



She isn't sad.

She

6



The lion isn't hungry.

It

Lesson 3: Jump Up 1

Review

Lessons 1-2

1. Look and write.

1



What is it?

clock.

2



What are they?

They're pens.

3



What are they?

clocks.

4



What is it?

pencil.

2. Choose and write.

aren't

he is

How

she is

1 Q:

_____ is he?

A: He's tired.

2 Q: Is she happy?

A: Yes, _____.

3 Q: Are they long snakes?

A: No, they _____. They're short.

4 Q: Is he young?

A: Yes, _____.

Lesson 3: Jump Up 1

Review

Lessons 1-2


3. Look and write.

1



How

2



Is she

Yes,

3



How

4



No,

young?

5



What

It's a

6



Is the snake

Yes,

Lesson 4: On the Playground

Structures

There is a slide.
There are slides.

Grammar Focus

There + be + noun.
Singular and plural

Grammar Focus

There + be + noun.

Singular noun	There is ...	There is a slide.	There is a swing.	There is a boy.
Plural nouns	There are ...	There are slides.	There are swings.	There are boys.

1. Look, choose, and write.

long slide
short slide

young lions
old lions

happy cats
sad cats



1 There

2 There

3 There

4 There

5 There

6 There

Lesson 4: On the Playground

Structures

There is a slide.
There are slides.

Grammar Focus

There + be + noun.
Singular and plural

2. Look and write.



1 There is a clock.

2 There

3 There

4 There

5 There

6 There

7 There

3. Read and circle.

1 There is / are monkey bars.

2 There is a slide / slides .

3 There is / are a bench.

4 There is / There are seesaws.

5 There is / There are a young woman.

6 There is / are trees.

Lesson 5: At the Park

Structures	Is there a pond? Yes, there is. No, there isn't.	Are there trees? Yes, there are. No, there aren't.	Grammar Focus	Is/Are + there...? Singular and plural
-------------------	--------------------------------------------------------	----------------------------------------------------------	----------------------	-------------------------------------------

Grammar Focus

Is/Are there...?		
	Question	Answer
Singular	Is there a pond?	Yes, there is. / No, there isn't.
Plural	Are there trees?	Yes, there are. / No, there aren't.

1. Look, read, and circle.



- 1 Is there a pond?
 - a Yes, there is.
 - b No, there isn't.
- 2 Are there benches?
 - a Yes, there are.
 - b No, there aren't.
- 3 Is there a soccer field?
 - a Yes, there is.
 - b No, there isn't.
- 4 Are there cats?
 - a Yes, there are.
 - b No, there aren't.
- 5 Is there a swing?
 - a Yes, there is.
 - b No, there isn't.
- 6 Are there trees?
 - a Yes, there are.
 - b No, there aren't.

Lesson 5: At the Park

Structures

Is there a pond?
Yes, there is.
No, there isn't.

Are there trees?
Yes, there are.
No, there aren't.

Grammar Focus

Is/Are + there...?
Singular and plural

2. Look, read, and write.



1 Is there a ball?

2 benches? Yes, there are.

3 a slide?

4 a picnic table?

5 soccer fields?

6 ducks?


Lesson 6: Jump Up 2

Review

Lessons 4-5

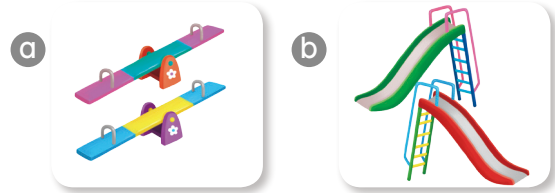
1. Read and circle.

1 There is a sandbox.




2 Are there swings?

No, there aren't. There are seesaws.



3 Is there a pond?

Yes, there is.




4 There aren't benches.

There are picnic tables.



2. Draw and write. What's on the playground at your school?



This is the playground at my school.

There is _____

There are _____

Lesson 6: Jump Up 2

Review

Lessons 4-5

3. Look, circle, and write.



1 (Is / Are) there trees?

2 (Is / Are) there a pond?

3 (Is / Are) there picnic tables?

4 There (is / are) a soccer field.

5 There (isn't / aren't) long slides.

6 There (are / aren't) monkey bars.

Lesson 7: In My Room

Structures

Where are the books?
They're in the bag.

Grammar Focus

Where + to be...?
Prepositions (location)

Grammar Focus 1

Where + to be...?

• Use **where** to ask about the location of someone or something.

	Question	Answer
	Where + to be + noun?	Pronoun + to be + preposition + noun.
Singular	Where is the book?	It's in the bag.
Plural	Where are the books?	They're in the bag.

1. Look and write.

1



Where

It's

2



Where

They're

Grammar Focus 2

Prepositions

• **Prepositions** help describe where an object is.



in the box



on the box



under the box

Pronoun + to be + preposition + noun.

It's **in** the box.
They're **in** the box.

It's **on** the box.
They're **on** the box.

It's **under** the box.
They're **under** the box.

2. Look and write.

1



The crayons are _____ the box.

2



The pillow is _____ the bed.

3



The pencil is _____ the book.

Lesson 7: In My Room

Structures

Where are the books?
They're in the bag.

Grammar Focus

Where + to be...?
Prepositions (location)

3. Look, choose, and write.



on in under

tree bench soccer field pond table (x2)

1 Where is the snake?

2 Where are the glasses?

3 Where is the melon?

4 Where are the bananas?

5 Where are the boys?

6 Where is the brush?

Lesson 8: At the Toy Store

Structures

How many trucks are there?
There are five trucks.

Grammar Focus

How many ... ? (quantity)
Numbers

Grammar Focus

How many... ?	
Question	Answer
How many + noun + to be + there?	There + to be + number (amount) + noun.
How many trucks are there?	There are five trucks.

1. Look and write.

1



There is

2



There are

3



There are

4



There are


2. Read and write.

1



How many balloons are there?

2



How many robots are there?

3



How many trucks are there?

Lesson 8: At the Toy Store

Structures

How many trucks are there?
There are five trucks.

Grammar Focus

How many ... ? (quantity)
Numbers

3. Look, choose, and write.

four five seven eight eleven thirteen

1



How many _____ are there?

There are _____

2



How many _____ are there?

There are _____


3



How many _____ are there?

There are _____

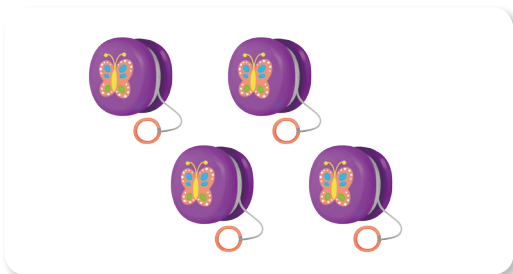
4



How many _____ are there?

There are _____

5



How many _____ are there?

There are _____

6



How many _____ are there?

There are _____

Lesson 9: Jump Up 3

Review

Lessons 7-8

1. Look, read, and answer.



1 Where are the books?

2 How many robots are there?

3 Where are the yo-yos?

4 How many balloons are there?

2. Choose and write.

Where is

Where are

How many(x2)

1 ----- the notebooks?

They're on the desk.

2 ----- the doll?

It's in the box.

3 ----- glasses are there?

There are three glasses.

4 ----- yo-yos are there?

There are two yo-yos.

Lesson 9: Jump Up 3

Review

Lessons 7-8

3. Look and write.

1



Where

2



How many books are there?

3



They're

4



yo-yos?
bag.

5



How many brushes are there?

6



How

Lesson 10: Show Your Progress 1

Review


Lessons 1-10

1. Look, read, and write.

1



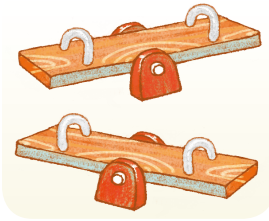
2



3



4



5



6



1 They're _____

2 It's _____

3 There are _____

4 Are there benches?

5 Where are the ducks?

6 How many crayons are there?

2. Write the sentences in the correct order.

1

books

are

bag

the

The

under

.

2

many

there

trucks

How

?

are

3

young

It's

lion

.

a

Lesson 10: Show Your Progress 1

Review

Lessons 1-10

3. Look, read, and write.



1 Where are they?

2 How many balloons are there?

3 Where is the cat?

4 How is he?

Lesson 11: Things in My Bag

Structures

I have a wallet.
I don't have a wallet.




Grammar Focus

To have / not to have


Grammar Focus

To have

• To have is to show ownership of an object or to show that an object belongs to someone.

	have	don't have
	I + have + object.	I + don't have + object.
	I have a watch.	I don't have a watch.
	I have a key chain.	I don't have a key chain.
	I have coins.	I don't have coins.

1. Look and circle.



- I have / don't have coins.
- I have / don't have a key chain.
- I have / don't have an umbrella.
- I have / don't have a wallet.
- I have / don't have a watch.

2. What do you have? Look, match, and write.

1



•

Yes

2



•

No

3



•

1

2

3

Lesson 11: Things in My Bag

Structures

I have a wallet.
I don't have a wallet.

Grammar Focus

To have / not to have

3. Check and write. (O: have / X: don't have)

1




2



3



4



5



6



7



8



1 I have a book.

2 I don't have a bag.

3

4

5

6

7

8

Lesson 12: Things for School

Structures

Do you have a ruler?
Yes, I do. / No, I don't.

Grammar Focus

Do you have...?
I do. / I don't.

Grammar Focus


Do you have...?	
Question	Answer
Do + you + have + object?	
Do you have a watch? Do you have coins?	Yes, I do. No, I don't.

1. Look, read, and answer.




1  Do you have a glue stick?


 _____

2  Do you have a ruler?

 _____

3  Do you have paper clips?

 _____

4  Do you have scissors?

 _____

5  Do you have a paint brush?

 _____

6  Do you have a glue stick?

 _____

Lesson 12: Things for School

Structures

Do you have a ruler?
Yes, I do. / No, I don't.

Grammar Focus

Do you have...?
I do. / I don't.

2. What do you have? Look, write, and answer.

1



Do you have an umbrella?

2



Do you have

3



4



5



6




Lesson 13: Jump Up 4

Review

Lessons 11-12


1. Look, read, and match.

1



- a I have scissors.
I don't have a watch.

2




- b I have a ruler.
I don't have a paint brush.

3



- c I have a paper clip.
I don't have a coin.

4



- d I have a key chain.
I don't have a glue stick.

2. Choose and write.

in

under

have

don't have

a watch

1



I _____ a wallet. It's _____ my bag.

2



I _____ an umbrella. I have _____ .
It's _____ the desk.

Lesson 13: Jump Up 4

Review

Lessons 11-12

3. Look and write.

1



a glue stick.

2



scissors.

3



coins.

4




Do you have a wallet?

5



Yes, I do.

6





No, I don't.

Lesson 14: Indoor Fun

Structures	She has a camera. She doesn't have a camera. They have a camera. They don't have a camera.	Grammar Focus	Have / has
-------------------	-----------------------------------------------------------------------------------------------------	----------------------	------------

Grammar Focus

To have vs. Has		
	Have	Has
	I/We You have a ruler. They The kids	She He has a ruler. It The kid
	Don't have	Doesn't have
	I/We You don't have a ruler. They The kids	She He doesn't have a ruler. It The kid

1. Look and write.

1



He _____ a camera.

He _____ a game player.

2



She _____ a camera.

She _____ a game player.

3



They _____ comic books.

They _____ a board game

2. Circle the mistakes. Then rewrite the sentences.

1 She don't have comic books. She has a camera.

2 They have a game player. They don't has a board game.

3 He doesn't have a game player. He have a comic book.

4 They doesn't have a camera. They have a board game.

Lesson 14: Indoor Fun

Structures

She has a camera.
 She doesn't have a camera.
 They have a camera.
 They don't have a camera.

Grammar Focus

Have / has

3. Look and write.

	1 	2 		
			3 	4 
	5 			6 

1 She has

2

3

4

5 They have

6

Lesson 15: Outdoor Fun

Structures

Do they have a bike?
Yes, they do. / No, they don't.
Does she have a bike?
Yes, she does. / No, she doesn't.

Grammar Focus

Do / Does + pronoun
+ have ...?
Have / has

Grammar Focus

Do / Does + pronoun + have ...?

Question			Answer					
Do	I you we they	have...?	Yes,	I you we they	do.	No,	I you we they	don't.
Does	she he it	have...?	Yes,	she he it	does	No,	she he it	doesn't

1. Look, read, and circle.

1



2



3



4



- 1 Does he have a kite? a Yes, he does. b No, he doesn't.
- 2 Does she have a soccer ball? a Yes, she does. b No, she doesn't.
- 3 Do they have inline skates? a Yes, they do. b No, they don't.
- 4 Do they have skateboards? a Yes, they do. b No, they don't.

2. Look, read, and write.

1



Q: _____

A: Yes, he does.

2



Q: Does she have a skateboard?

A: No, _____ . She has _____

3



Q: Do they have soccer balls?

A: No, _____ . They have _____

Lesson 15: Outdoor Fun

Structures

Do they have a bike?
Yes, they do. / No, they don't.
Does she have a bike?
Yes, she does. / No, she doesn't.

Grammar Focus

Do / Does + pronoun
+ have ...?
Have / has

3. Look, write, and match.



1

Does he
have a skateboard?

2

have kites?

3

have a soccer ball?

Yes, she does.

No, she doesn't.

Yes, he does.

No, he doesn't.

Yes, they do.

No, they don't.

4

have inline skates?

5

have kites?

6

have a bike?

Lesson 16: Jump Up 5

Review

Lessons 14-15

1. What do they have? Look and write.

1



She has _____


2



3



4



2. Choose and write.

has

have

don't have

doesn't have

1



She _____ a comic book.

She _____ a bike.

2



He _____ board games.

He _____ game players.

3



They _____ inline skates.

They _____ a kite.

Lesson 16: Jump Up 5

Review

Lessons 14-15

3. Look, read, and write

1



Yes, they do.

2



Yes, he does.

3



Does he have a game player?

He has

4



Do they have comic books?

They have

5



Yes, she does.

6



Does she have a soccer ball?

She has

Lesson 17: On the Beach

Structures

Whose snake is it?
It's his snake.

Grammar Focus

Possessive pronouns
Whose

Grammar Focus 1

Possessive Pronouns

• Possessive Pronouns show possession of something.

One Person		Two or More People	
I	my comic book	we	our comic book
you	your comic book	you	your comic book
she	her comic book	they	their comic book
he	his comic book		
it	its comic book		

1. Look, read, and circle.

1



2



3



4



1 It's my / your / her / his doll.

2 It's my / your / her / his comic book.

3 It's our / your / their board game.

4 It's our / your / their soccer ball.

Grammar Focus 2

Whose

Question	Answer
Whose + object + is + it?	It + is + possessive pronoun + object.
Whose snake is it?	It's his snake. It's her snake. It's their snake.

2. Look and write.

1



Whose snake is this?

2



It's her cat.

3



Lesson 17: On the Beach

Structures

Whose snake is it?
It's his snake.

Grammar Focus

Possessive pronouns
Whose

3. Look and write.

1



2



3



4



1 Whose dog is this?

2 Whose game player is this?

3 Whose umbrella is this?

4 Whose watch is this?

Lesson 18: Lost Pets

Structures

What does it look like?
It has a big nose.




Grammar Focus

What + descriptions
Adjectives

Grammar Focus

What does it look like?

• What does it look like asks about the description of something.

Question	Answer		
What + does + it + look like?	It + has + adjective + noun.		
What does it look like?	It has big ears.	It has short legs.	It has a big mouth.
			

1. Look, read and match.

1



2



3



4



It has long ears.

It has big eyes.

It has long hair.

It has a big mouth.

2. Look, read, and answer.

1



2



3



1 What does it look like?

It has a _____ nose.

2 What do they look like?

They have _____ arms.

3 What does it look like?

It has _____ eyes.

Lesson 18: Lost Pets

Structures

What does it look like?
It has a big nose.

Grammar Focus


What + descriptions
Adjectives

3. Choose and write.

1




2




3



4



5



6



long hair

big nose

big eyes

long legs

small nose

short legs

1 What does it look like?

It has

2

3

4

5

6

Lesson 19: Jump Up 6

Review

Lessons 17-18

1. Read, match, and write

1



• a They're _____ yo-yos.

Whose truck is this?

2



• b It's _____ robot.

Whose robot is this?

3



• c It's _____ truck.

Whose yo-yo are these?

4



• d It's _____ doll.

Whose doll is this?

2. Choose and write.

big

brown

Its

long

1



It has _____ hair. _____ hair is white.

2



It has _____ nose. It has _____ hair.

Lesson 19: Jump Up 6

Review

Lessons 17-18

3. Look, read, and write.

1



Whose skateboard is this?

2



It's her paint brush.

3



4




How does she look like?

5



He has black curly hair.

6



How does it look like?

Lesson 20: Show Your Progress 2

Review

Lessons 11-20

1. Look, read, and write.

1



2



3



4



5



6



1 He has _____

2 She has a _____

3 It's _____ umbrella.

4 _____ a camera.

5 Does she have a skateboard?

6 Does he have a dog?

2. Write the sentences in the correct order.

1

this

Whose

is

?

snake

2

are

skates

These

inline

.

their

3

books

they

Do

comic

have

?

Lesson 20: Show Your Progress 2

Review

Lessons 11-20

3. Look and write.

1



Whose game player is this?

2




What does he have?

3



I have

4




What do they look like?

5



What do they have?

6



What does it look like?