













Smart English

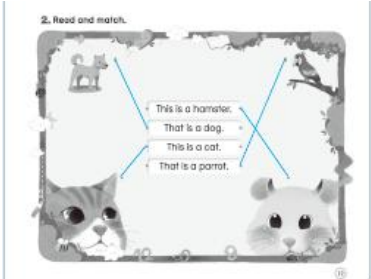
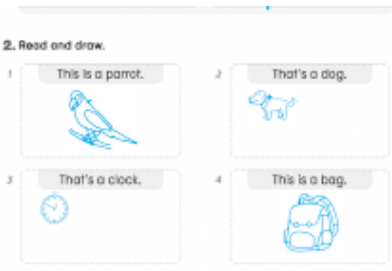
Workbook 1

Answer Key


Lesson 1 My Things

<p>A. Look and Say.</p>	<p>1. Choose and write. Hi! I'm Lucky. Hello! I'm Jasper.</p> <p>2. Read and write. <Answers may vary.> Hello! I'm Leo.</p>								
<p>B. Look and Learn</p>	<p>1. Read and circle.</p> <table style="width: 100%;"> <tr> <td style="width: 50%;">1. a</td> <td style="width: 50%;">2. a</td> </tr> <tr> <td>3. b</td> <td>4. b</td> </tr> </table> <p>2. Choose and write.</p> <table style="width: 100%;"> <tr> <td style="width: 50%;">1. a bag.</td> <td style="width: 50%;">2. a book..</td> </tr> <tr> <td>3. a crayon.</td> <td>4. a pen.</td> </tr> </table>	1. a	2. a	3. b	4. b	1. a bag.	2. a book..	3. a crayon.	4. a pen.
1. a	2. a								
3. b	4. b								
1. a bag.	2. a book..								
3. a crayon.	4. a pen.								
<p>C. Look and Practice</p>	<p>1. Read and match.</p> <ol style="list-style-type: none"> 1. It's a bag. 2. It's a pen. 3. It's a crayon. <p>2. Look and write.</p> <table style="width: 100%;"> <tr> <td style="width: 50%;">1. What is it? It's a book.</td> <td style="width: 50%;">2. What is it? It's a bag.</td> </tr> <tr> <td>3. What is it? It's a crayon.</td> <td>4. What is it? It's a pen.</td> </tr> </table>	1. What is it? It's a book.	2. What is it? It's a bag.	3. What is it? It's a crayon.	4. What is it? It's a pen.				
1. What is it? It's a book.	2. What is it? It's a bag.								
3. What is it? It's a crayon.	4. What is it? It's a pen.								
<p>D. Look and Play</p>	<p>1. Read and match.</p> <table style="width: 100%;"> <tr> <td style="width: 50%;">1. What is it? It's a pen.</td> <td style="width: 50%;">2. What is it? It's a bag.</td> </tr> <tr> <td>3. What is it? It's a crayon.</td> <td>4. What is it? It's a book.</td> </tr> </table> <p>2. Read and draw.</p> <p><small>2. Read and draw.</small></p> <table style="width: 100%; text-align: center;"> <tr> <td style="width: 50%;"> <p>1. It's a crayon.</p>  </td> <td style="width: 50%;"> <p>2. It's a bag.</p>  </td> </tr> <tr> <td> <p>3. It's a pen.</p>  </td> <td> <p>4. It's a book.</p>  </td> </tr> </table> <p style="text-align: right;"><small>©</small></p>	1. What is it? It's a pen.	2. What is it? It's a bag.	3. What is it? It's a crayon.	4. What is it? It's a book.	<p>1. It's a crayon.</p> 	<p>2. It's a bag.</p> 	<p>3. It's a pen.</p> 	<p>4. It's a book.</p> 
1. What is it? It's a pen.	2. What is it? It's a bag.								
3. What is it? It's a crayon.	4. What is it? It's a book.								
<p>1. It's a crayon.</p> 	<p>2. It's a bag.</p> 								
<p>3. It's a pen.</p> 	<p>4. It's a book.</p> 								

Lesson 4 Pets

A. Link and Say	1. Choose and write. Nice to meet you, Tina. What's your name? 2. Read and write. Nice to meet you, Sam.
B. Look and Learn	1. Match and write. 1. C 2. B 3. A 4. D 2. Read and match. 
C. Look and Practice	Circle and write. 1. What's this? It's a hamster. 2. What's that? It's a cat. 3. What's that? It's a hamster. 4. What's that? It's a parrot. 5. What's this? It's a dog. 6. What's this? It's a parrot.
D. Link and Review	1. Look and write. 1. What's this? It's a chair. 2. What's that? It's a desk. 3. What's that? It's a book. 4. What's this? It's a pen. 2. Read and draw. 

Lesson 5 Wild Animals

<p>A. Link and Say</p>	<p>1. Choose and write. This is my friend, Ken. I'm great, thank you.</p> <p>2. Read and write. <Answers may vary.> I'm fine, thank you.</p>
<p>B. Look and Learn</p>	<p>1. Read and match.</p>  <p>2. Read and circle.</p> <p>1. a 2. b 3. a 4. b</p>
<p>C. Look and Practice</p>	<p>1. Choose and write.</p> <p>1. Yes, it is. 2. Yes, it is. 3. No, it isn't. 4. No, it isn't.</p> <p>2. Write and match.</p> <p>1. Is that a panda? – No, it isn't. 2. Is this a bear? – Yes, it is.</p>
<p>D. Link and Review</p>	<p>1. Write and circle.</p> <p>1. Is that a panda? – b 3. Is this a lion? – b</p> <p>2. Is that a snake? – a 4. Is this a bear? – a</p> <p>2. Write and circle.</p> <p>1. What's that? – a 2. What's this? – b 3. What's that? – b 4. What's this? – a</p>

Lesson 6 Jump Up 2

A. Link and Say.	Choose and write. What's that? What's your name? Nice to meet you, Jasper. Is it a lion? It's a cat. How are you?
B. Read and Do	1. Choose and write the number. 4 – 1 – 2 – 3 2. Read and circle. 1. What's this? – It's a bear. 2. What's that? – It's a snake. 3. What's this? – It's a parrot. 4. What's that? – It's a hamster.
C. Write and Do	1. Look and write. 1. This is a dog. 2. That is a cat. 3. This is a lion. 4. That is a snake. 2. Read and write. 1. It's a bear. 2. It's a panda. 3. It's a parrot. 4. It's a hamster.

Lesson 8 More Colors

<p>A. Link and Say.</p>	<p>1. Choose and write. How are you? It's blue.</p> <p>2. Read and write. <Answers may vary.> It's yellow.</p>
<p>B. Look and Learn</p>	<p>1. Read and circle.</p> <p>1. a 2. b 3. a 4. a 5. b 6. b</p> <p>2. Read and match.</p> <p>1. Yes, it is. 2. No, it isn't. 3. Yes, it is. 4. No, it isn't.</p>
<p>C. Look and Practice</p>	<p>1. Choose and write.</p> <p>1. It's orange. 2. It's gray. 3. It's blue. 4. It's pink. 5. It's brown. 6. It's purple.</p> <p>2. Write and match.</p> <p>1. Is it orange? - Yes, it is. 2. Is it gray? – No, it isn't. 3. Is it brown? – Yes, it is.</p>
<p>D. Link and Review</p>	<p>1. Read and write.</p> <p>1. It's yellow and blue. 2. It's white. 3. It's brown. 4. It's pink.</p> <p>2. Write and circle.</p> <p>1. Is that a lion? – b 2. Is this a snake? – a 3. Is this gray and pink? - b</p>

Lesson 9 Jump Up 3

A. Link and Say.	Choose and write. How old are you? It's yellow. Is it red? What's your favorite color? Yes, it is.
B. Read and Do	1. Choose and write the number. 4 – 3 – 1 – 2 2. Look and write. 1. green 2. red 3. white 4. purple
C. Write and Do	1. Look and write. 1. This is a yellow crayon. 2. That is an orange bag. 3. It's a brown chair. 4. It's a purple pen. 2. Read and write. 1. It's a parrot. 2. It's red. 3. No, it isn't. 4. Yes, it is.

Lesson 10 Show Your Progress 1

A. Reading	<p>1. Choose and write the number. 5 - 7 - 4 - 2 - 8 - 1 - 6 - 3</p> <p>2. Read and circle. 1. a 2. b 3. b 4. b</p> <p>3. Look, read, and circle. 1. b 2. a 3. a 4. b 5. b 7. a</p> <p>4. Read and match. 1. It's a crayon. 2. It's pen. 3. It's green. 4. It's a desk.</p>
B. Writing	<p>1. Read and reply. <Answers may vary.> 1. My name is Leo. 2. I'm seven.</p> <p>2. Look and write. 1. It's a snake. - It's blue. 2. It's a cat. - It's gray. 3. Yes, it is. - It's brown. 4. No, it isn't. - It's black.</p>
Make a story	<p>1. Choose and write the number. 1 - 5 / 4 - 7 / 3 - 6 / 2 - 8</p>

Lesson 11 At the Supermarket

<p>A. Link and Say.</p>	<p>1. Choose and write. What's your favorite color? Thank you.</p> <p>2. Read and write. You're welcome.</p>
<p>B. Look and Learn</p>	<p>1. Match and write. 1. D 2. A 3. C 4. B</p> <p>2. Read and write. 1. They're apples. 2. They're oranges. 3. They're bananas. 4. They're melons.</p>
<p>C. Look and Practice</p>	<p>1. Write and circle. 1. What are they? – a 2. What are they? – b 3. What are they? – b 4. What are they? – a</p> <p>2. Look and write. 1. What are they? – They're melons. 2. What are they? – They're apples.</p>
<p>D. Link and Review</p>	<p>Read and write. 1. They're parrots. 2. It's black. 3. They're cats. 4. They're black and white. 5. They're hamsters. 6. It's a lion. 7. They're white and gray. 8. It's yellow and green.</p>

Lesson 12 At the Store

<p>A. Link and Say.</p>	<p>1. Choose and write. You're welcome. See you later.</p> <p>2. Read and write. See you later.</p>								
<p>B. Look and Learn</p>	<p>1. Read and match.</p> <table border="0"> <tr> <td>1. They're erasers.</td> <td>2. They're markers.</td> </tr> <tr> <td>3. They're notebooks.</td> <td>4. They're pencils.</td> </tr> </table> <p>2. Read and write.</p> <table border="0"> <tr> <td>1. markers.</td> <td>2. pencils.</td> </tr> <tr> <td>3. notebooks.</td> <td>4. erasers.</td> </tr> </table>	1. They're erasers.	2. They're markers.	3. They're notebooks.	4. They're pencils.	1. markers.	2. pencils.	3. notebooks.	4. erasers.
1. They're erasers.	2. They're markers.								
3. They're notebooks.	4. They're pencils.								
1. markers.	2. pencils.								
3. notebooks.	4. erasers.								
<p>C. Look and Practice</p>	<p>1. Write and circle.</p> <table border="0"> <tr> <td>1. Are they pens? – b</td> <td>2. Are they erasers? – a</td> </tr> <tr> <td>3. Are they crayons? – b</td> <td></td> </tr> </table> <p>2. Look and write.</p> <ol style="list-style-type: none"> Are they notebooks? – Yes, they are. Are they crayons? – No, they aren't. 	1. Are they pens? – b	2. Are they erasers? – a	3. Are they crayons? – b					
1. Are they pens? – b	2. Are they erasers? – a								
3. Are they crayons? – b									
<p>D. Link and Review</p>	<p>1. Write and match.</p> <ol style="list-style-type: none"> Are they pencils? – Yes, they are. Is it a marker? – No, it isn't. Is it a bag? – Yes, it is. Are they crayons? – No, they aren't. <p>2. Read and write.</p> <ol style="list-style-type: none"> They're apples.. They're yellow. They're melons. They're orange. 								

Lesson 13 Jump Up 4

A. Link and Say.	Choose and write. They're crayons. What's your favorite color? Here you are. Are they apples? They're oranges. Is this an eraser?
B. Read and Do	1. Choose and write the number. 2 – 1 – 3 – 4 2. Read and circle. 1. a 2. b 3. a 4. b
C. Write and Do	1. Look and write. 1. melons 2. a banana 3. It's an orange. 4. They're apples. 2. Read and write. 1. It's a marker. 2. They're erasers. 3. No, it isn't. 4. Yes, they are.

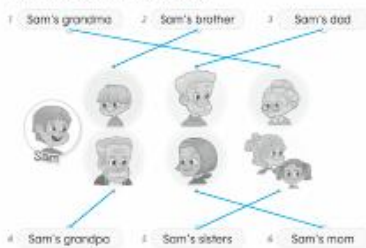
Lesson 14 Shapes

A. Link and Say.	1. Choose and write. Thank you. How old are you? 2. Read and write. Thank you.
B. Look and Learn	1. Match and write. 1. C 2. D 3. A. 4. B 2. Read and write. 1. a circle. 2. a square. 3. a triangle. 4. a rectangle.
C. Look and Practice	1. Write and circle. 1. What shape is it? – b 2. What shape is it? – a 3. What shape is it? – b 4. What shape is it? - b 2. Look and write. 1. What shape is it? – It's a circle. 2. What shape is it? – It's a triangle.
D. Link and Review	1. Color, write, and match. 1. Is it a melon? – Yes, it is. 2. Are they bananas? – Yes, they are. 3. Is it a square? – No, it isn't. 4. Are they rectangles? – No, they aren't. 2. Read and write. 1. They're notebooks. 2. They're black. 3. They're erasers. 4. They're purple.

Lesson 16 Jump Up 5

A. Link and Say.	Choose and write. How old are you? This is for you. How many apples? What shape is it? It's a rectangle. See you later.
B. Read and Do	1. Choose and write the number. 2 – 1 – 3 – 4 2. Read and circle. 1. Four 3. Six 2. Two 4. Four
C. Write and Do	1. Look and write. 1. They're orange circles. 2. It's a purple square. 3. It's a blue triangle. 4. They're green rectangles. 2. Read and write. 1. It's a circle. 2. It's a triangle. 3. Five squares. 4. Eight rectangles.

Lesson 17 My Family

<p>A. Link and Say.</p>	<p>1. Choose and write. Thank you. That's OK.</p> <p>2. Read and Write. That's OK.</p>
<p>B. Look and Learn</p>	<p>1. This is Sam's family. Read and match.</p> <p>1. This is Sam's family. Read and match.</p>  <p>2. Write and circle.</p> <ol style="list-style-type: none"> Who is she? – a Who is he? - b Who are they? - a
<p>C. Look and Practice</p>	<p>This is Betty's family. Look and write.</p> <ol style="list-style-type: none"> He's Betty's grandpa. She's Betty's grandma. He's Betty's brother. She's Betty's mom. She's Betty's sister. He's Betty's dad.
<p>D. Link and Review</p>	<p>1. Draw and write about your family.</p> <p><i><Answers may vary></i></p> <p>This is my dad. This is my mom. This is my brother. This is my sister.</p> <p>2. Look and write.</p> <ol style="list-style-type: none"> It's a circle. It's a rectangle. Five triangles. Nine squares.

Lesson 18 Jobs

<p>A. Link and Say.</p>	<p>1. Choose and write. Happy birthday, Grandma! Hurry up!</p> <p>2. Read and Write. OK.</p>
<p>B. Look and Learn</p>	<p>1. Match and write. 1. B 2. A 3. D 4. C</p> <p>2. Read and check. 1. No, he isn't. 2. Yes, he is. 3. Yes, they are. 4. Yes, she is.</p>
<p>C. Look and Practice</p>	<p>1. Write and circle. 1. Are they students? – a 2. Is she a doctor? – b 3. Is he a cook? – b</p> <p>2. Look and write. 1. Is he a cook? – No, he isn't. 2. Are they doctors? – Yes, they are. 3. Is she a teacher? – Yes, she is.</p>
<p>D. Link and Review</p>	<p>1. Look and write. 1. She's Jake's grandma. 2. He's Jake's grandpa. 3. She's Jake's sister. 4. He's Jake's brother. 5. She's Betty's mom. 6. He's Betty's dad. 7. She's Betty's sister. 8. He's Betty's brother.</p> <p>2. Count and write. 1. Two teachers. 2. Six students.</p>

Lesson 19 Jump Up 6

A. Link and Say.	Choose and write. Is she a teacher? Oops, I'm sorry. This is for you. Yes, she is. Yes, it is. She's my mom.
B. Read and Do	1. Choose and write the number. 2 – 1 – 3 – 4 2. Read and circle. 1. b 2. a 3. a 4. b
C. Write and Do	1. This is Sam's family. Look and write. 1. She's Sam's mom. 2. They're Sam's sisters. 3. He's Sam's dad. 4. He's Sam's brother. 2. Write and match. 1. Is she a doctor? – Yes, she is. 2. Is he a teacher? – No, he isn't. 3. Is she a cook? – No, she isn't. 4. Is he a student? – Yes, he is.

Lesson 20 Show Your Progress 2

A. Reading	<p>1. Choose and write the number. 7 - 5 - 2 - 3 - 8 - 6 - 1 - 4</p> <p>2. Read and circle. 1. a 2. b 3. b 4. b</p> <p>3. Look, read, and circle. 1. a 2. b 3. a 4. b 5. a 7. b</p> <p>4. Read and match. 1. She's a doctor. 2. He's a student. 3. It's an apple. 4. It's seven.</p>
B. Writing	<p>1. Read and reply. 1. That's OK. 2. You're welcome.</p> <p>2. Look and write. 1. They're bananas. 2. Five markers. 3. No, they aren't. 4. He's a cook.</p>
Make a story	<p>1. Choose and write the number. 1 - 6 / 3 - 7 / 4 - 8 / 2 - 5</p>