

Contents



ABC Song
4

Lesson 1
Aa
6

Lesson 2
Bb
8

Lesson 3
Cc
10

Lesson 4
Dd
12

Lesson 14
Nn
40

Lesson 15
Oo
42

Lesson 16
Pp
44

Lesson 17
Qq
46

Review
Nn-Qq
48

Review
Aa-Dd
14

Lesson 5
Ee
16

Lesson 6
Ff
18

Lesson 7
Gg
20

Lesson 8
Hh
22

Lesson 18
Rr
50

Lesson 19
Ss
52

Lesson 20
Tt
54

Lesson 21
Uu
56

Review
Rr-Uu
58

Review
Ee-Hh
24

Lesson 9
Ii
26

Lesson 10
Jj
28

Lesson 11
Kk
30

Lesson 12
Ll
32

Lesson 22
Vv
60

Lesson 23
Ww
62

Lesson 24
Xx
64

Lesson 25
Yy
66

Lesson 26
Zz
68



Lesson 13
Mm
34

Review
Ii-Mm
36

Game
Aa-Mm
38

Review
Vv-Zz
70

Game
Nn-Zz
72

ABC Writing
Aa-Zz
74



ABC Song

1 Listen and sing.



2 Sing again.



ABCDEFGG

HIJKLMNOP

QRS TUV

WX Y and Z

abcdefghijklmnop


hijklmnop

qrstuv

wx y and z

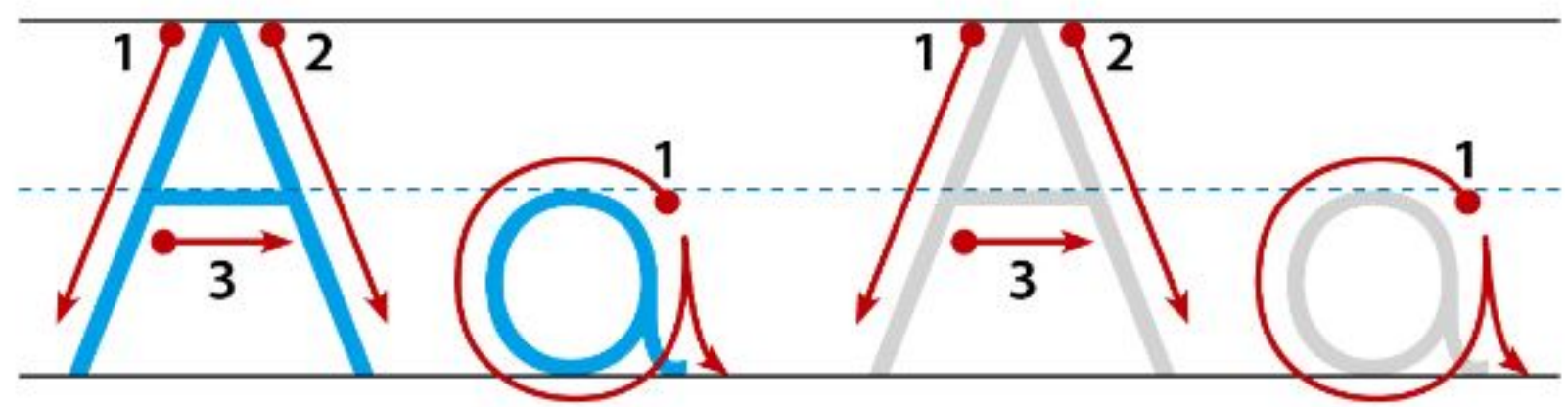
Lesson

1



1 Listen, point, and repeat. 



2 Trace with your finger and say. 



3 Stick and say.



4 Trace and say.







ant







album



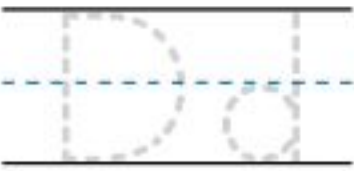
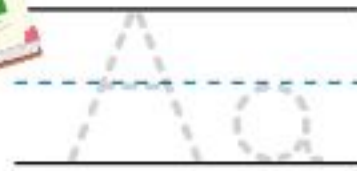


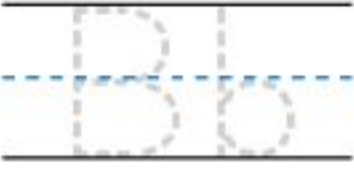

1 Listen and point. Then match.



1	2	3	4
B	A	D	C
.	.	.	.
.	.	.	.
			

5	6	7	8
c	b	a	d
.	.	.	.
.	.	.	.
			

2 Trace and say.

1	2
	
	
3	4
	
	

3 Color and say.

Start

A B C

F E D

G

H

I

J

K

L

M

a

b

c

d

e

f

g

i h

j

k

l

m

Finish





N O

X Y Z

Finish

S R Q

W V U

T

t

U

s

V

r

W

n

X

o

Y

p

Z

q



ABC Writing

● Trace and say.

Handwriting practice for uppercase 'A' and lowercase 'a'. The first row shows uppercase 'A' with stroke order arrows: 1 (down-left), 2 (down-right), and 3 (horizontal crossbar). It is followed by a row of five 'A's for tracing. The second row shows lowercase 'a' with stroke order arrows: 1 (counter-clockwise circle) and 2 (vertical stem). It is followed by a row of five 'a's for tracing.

Handwriting practice for uppercase 'B' and lowercase 'b'. The first row shows uppercase 'B' with stroke order arrows: 1 (vertical down), 2 (top curve), and 3 (bottom curve). It is followed by a row of five 'B's for tracing. The second row shows lowercase 'b' with stroke order arrows: 1 (vertical down) and 2 (counter-clockwise circle). It is followed by a row of five 'b's for tracing.

Handwriting practice for uppercase 'C' and lowercase 'c'. The first row shows uppercase 'C' with stroke order arrow: 1 (counter-clockwise curve). It is followed by a row of five 'C's for tracing. The second row shows lowercase 'c' with stroke order arrow: 1 (counter-clockwise curve). It is followed by a row of five 'c's for tracing.

Handwriting practice for uppercase 'D' and lowercase 'd'. The first row shows uppercase 'D' with stroke order arrows: 1 (vertical down) and 2 (curved top). It is followed by a row of five 'D's for tracing. The second row shows lowercase 'd' with stroke order arrows: 1 (vertical down) and 2 (counter-clockwise circle). It is followed by a row of five 'd's for tracing.