







# Skyline Phonics Book 3

## Test 1: Units 1-4

A. Based on the first picture, circle the picture with the same vowel sound.

1.		a 	b 	c 
2.		a 	b 	c 
3.		a 	b 	c 
4.		a 	b 	c 

B. Write the missing letter(s) of the word.

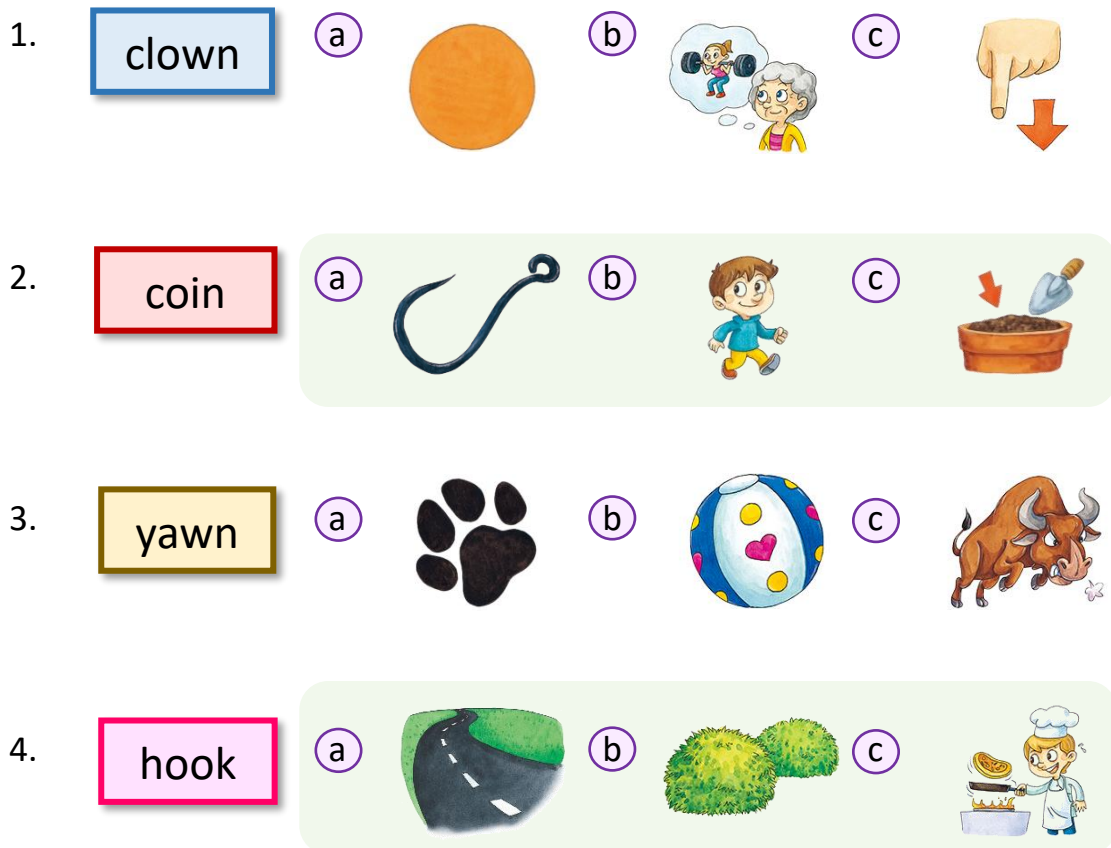
①		②		③	
	r ___ al		___ to		s ___ nd
④		⑤		⑥	
	j ___		p ___ ll		j ___ nt

# Skyline Phonics Book 3

C. Say and spell the words of the pictures to your teacher.






D. Based on the word, circle the picture with a different vowel sound.














# Skyline Phonics Book 3

## Test 2: Units 1-11

A. Based on the picture, find the word with the same vowel sound.

1.		_____	a	star	b	work
2.		_____	c	hair	d	sphere
3.		_____	e	proud	f	walk

B. Based on the first picture, circle the picture with a different vowel sound.

1.		a		b		c	
2.		a		b		c	
3.		a		b		c	
4.		a		b		c	

# Skyline Phonics Book 3

C. Based on the first word, circle the word with the same vowel sound.

1. **shirt**   a injure   b burn   c bark

2. **pear**   a where   b dear   c peer

3. **round**   a would   b cow   c snow

4. **yawn**   a yard   b stare   c hall

D. Write the missing letter(s) of the word.

①



sw \_ \_ \_

②



b \_ \_ \_

③



d \_ \_ \_

④



c \_ \_ t

⑤



h \_ \_ l

⑥



r \_ \_ \_

⑦



alb \_ \_ m

⑧



f \_ \_ \_

⑨



p \_ \_ \_

# Skyline Phonics Book 3

## Test 3: Units 12-15

A. Based on the picture, circle the word with the same beginning sound.

1.



a

write

b

wheat

c

knot

2.



a

phone

b

ghost

c

thank

3.



a

that

b

change

c

think

4.



a

white

b

that

c

ghetto

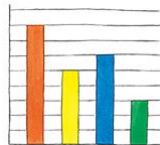
B. Circle the picture with a different ending sound.

1.

a.



b.



c.



d.



2.

a.



b.



c.



d.



3.

a.



b.



c.



d.



4.

a.



b.



c.




d.












# Skyline Phonics Book 3

C. Based on the word, circle the picture with the same ending sound.

1. duck    (a)     (b)     (c) 
  
2. bomb    (a)     (b)     (c) 
  
3. laugh    (a)     (b)     (c) 


D. Based on the picture, find the picture with the same beginning sound.

1.  \_\_\_\_\_    (a)     (b) 
  
2.  \_\_\_\_\_    (c)     (d) 
  
3.  \_\_\_\_\_    (e)     (f) 


# Skyline Phonics Book 3

## Test 4: Units 12-20

A. Say and spell the words of the pictures to your teacher.



B. Match the pictures with the same (two to four) ending letters.



# Skyline Phonics Book 3

C. Write the missing letter(s) of the word.

1



ye \_\_\_

2



mi \_\_\_

3



br \_\_\_ d

4



s \_\_\_ ool

5



gi \_\_\_

6



mira \_\_\_

7



st \_\_\_ k

8



poi \_\_\_

9



lil \_\_\_

D. Based on the word, circle the picture with a different beginning sound.

1.

knot

a



b



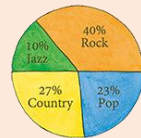
c



2.

jump

a



b



c



3.

good

a



b



c





















# Skyline Phonics Book 3

## Final Exam: Units 1-20

A. Based on the first picture, circle the picture with a different beginning sound.











1.  (a)  (b)  (c) 
2.  (a)  (b)  (c) 
3.  (a)  (b)  (c) 

B. Based on the picture, circle the word with the same ending sound.











1.  (a) change (b) cage (c) mirage
2.  (a) graph (b) splash (c) switch
3.  (a) bag (b) stomach (c) rice
4.  (a) crab (b) harp (c) ham

# Skyline Phonics Book 3











C. Match the pictures with the same beginning letters.

1. 	2. 	3. 	4. 	5. 
•	•	•	•	•
a. 	b. 	c. 	d. 	e. 

D. Match the pictures with the same vowel sound.

1. 	2. 	3. 	4. 	5. 
•	•	•	•	•
a. 	b. 	c. 	d. 	e. 


E. Match the pictures with the same ending sound.

1. 	2. 	3. 	4. 	5. 
•	•	•	•	•
a. 	b. 	c. 	d. 	e. 

# Skyline Phonics Book 3

F. Write the missing letter(s) of the word.

①



lect \_ \_ \_

②



ba \_ \_ e

③



cav \_ ty

④



r \_ \_ al

⑤



\_ \_ eat

⑥



cl \_ \_ n

⑦



b \_ ll

⑧




an \_ \_ or

⑨



pu \_ \_

⑩



\_ \_ go

⑪



st \_ \_ k

⑫



lot \_ s

⑬



arm \_ \_

⑭



b \_ \_ l

⑮




b \_ \_ k

⑯



sh \_ \_ t

⑰



vi \_ \_ ion

⑱



sw \_ \_ \_ \_

### Skyline Phonics Book 3

G. Based on the word, circle the word with a different vowel sound.

1. **bore**    a floor    b roar    c coat
2. **could**    a cough    b hook    c push
3. **nature**    a teacher    b nurse    c actor
4. **burn**    a injure    b bird    c work
5. **open**    a family    b lion    c red
6. **bear**    a fear    b care    c there
7. **jaw**    a auto    b tall    c snow
8. **deer**    a here    b wear    c near
9. **soil**    a good    b oyster    c coin
10. **bow**    a round    b blow    c frown
11. **star**    a arch    b cigar    c stare
12. **tread**    a break    b sweat    c spread