

# Skyline Phonics Book 2

## Test 1: Units 1-5

A. Circle the picture with a different vowel sound.

1.

a.



b.



c.



d.



2.

a.



b.



c.



d.



3.

a.



b.



c.



d.



4.

a.



b.



c.



d.



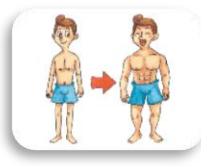
B. Write the missing letter(s) of the word.

1



n e w

2



g a i n

3



c o o l

4



m e e t

5



b i n d

6



bl u e

## Skyline Phonics Book 2

C. Based on the first word, circle the word with a different vowel sound.





1. **soup**    a) **rope**    b) blue    c) dew





2. **bay**    a) date    b) rain    c) **cry**





3. **rose**    a) blow    b) **rate**    c) toad





4. **he**    a) **red**    b) seat    c) heel

D. Based on the first picture, circle the picture with the same vowel sound.

1.     a)     b)     c) 

2.     a)     b)     c) 

3.     a)     b)     c) 

4.     a)     b)     c) 

5.     a)     b)     c) 




# Skyline Phonics Book 2

## Test 2: Units 6-9

A. Based on the first picture, circle the picture with a different beginning sound.

1.		(a) 	(b) 	(c) 
2.		(a) 	(b) 	(c) 
3.		(a) 	(b) 	(c) 
4.		(a) 	(b) 	(c) 

B. Based on the first picture, find the word with the same beginning sound.

1.		<u>    </u> a	(a) blade	(b) plane
2.		<u>    </u> f	(c) bride	(d) glad
3.		<u>    </u> c	(e) crab	(f) pray

# Skyline Phonics Book 2

C. Write the missing letters of the word.

1



cl am

2



gl obe

3



bl ack

4



pl ug

5



cl ean

6



sl ip

7



gl ad

8



dr ag

9



br ake

D. Based on the first word, circle the picture with the same beginning sound.

1.

blue

a



b



c



2.

cream

a



b



c



3.

tree

a



b




c








# Skyline Phonics Book 2

## Test 3: Units 10-13

A. Circle the picture with a different ending sound.




1. a.  b.  c.  d. 



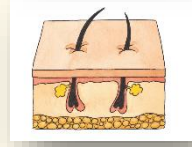
2. a.  b.  c.  d. 




3. a.  b.  c.  d. 

4. a.  b.  c.  d. 

B. Based on the first picture, find the picture with the same beginning sound.





1.     d    (a)  (b) 

2.     e    (c)  (d) 









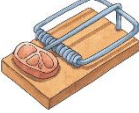

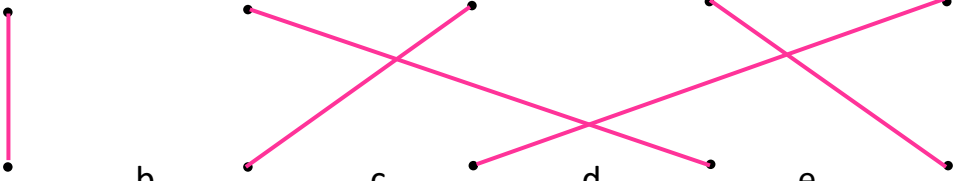
3.     a    (e)  (f) 

## Skyline Phonics Book 2

C. Based on the picture, circle the word with the same beginning sound.

1.  (a) scrub (b) **strap** (c) sprain
2.  (a) stand (b) skid (c) **spill**
3.  (a) **stake** (b) smoke (c) swell
4.  (a) sprint (b) **stripe** (c) script

D. Match the pictures with the same (two) ending letters.




- |   |   |   |  |   |
|---|---|---|--|---|
| 1.  | 2.  | 3.  | 4.   | 5.  |
|  |  |  |  |  |
| a.  | b.  | c.  | d.   | e.  |
|  |  |  |  |  |
- 


# Skyline Phonics Book 2

## Test 4: Units 10-15

A. Based on the word, circle the picture with the same ending sound.





1. **splash** (a)  (b)  (c) 

2. **race** (a)  (b)  (c) 





3. **switch** (a)  (b)  (c) 

B. Based on the first picture, circle the picture with a different beginning sound.

1.  (a)  (b)  (c) 

2.  (a)  (b)  (c) 

3.  (a)  (b)  (c) 

4.  (a)  (b)  (c) 

# Skyline Phonics Book 2

C. Write the missing letters of the word.

①



wa t ch .

②



cy clone

③



sp ill

④



ci ty

⑤



pi t ch

⑥



sk id

⑦



spla sh

⑧



ra ce

⑨



gi nger


D. Based on the word, find the picture with the same ending sound.

1.


cage

f

a



b



2.

stamp

b

c



d



3.

speech

c

e



f





# Skyline Phonics Book 2

## Final Exam: Units 1-15

A. Based on the first picture, circle the picture with the same vowel sound.

1.  (a)  (b)  (c) 

2.  (a)  (b)  (c) 

3.  (a)  (b)  (c) 

4.  (a)  (b)  (c) 

B. Based on the first word, circle the word with the same vowel sound.

1. **straight** (a) bat (b) **rate** (c) goat


2. **speak** (a) hoe (b) new (c) **we**

3. **slow** (a) **globe** (b) cool (c) group


4. **pie** (a) peel (b) lip (c) **scribe**

## Skyline Phonics Book 2

C. Based on the picture, circle the word with the same beginning sound.



1.  (a) drum (b) crab (c) **clue**



2.  (a) **spot** (b) sky (c) stew



3.  (a) snack (b) **switch** (c) slot

4.  (a) **stop** (b) ship (c) tree

D. Based on the word, find the picture with the same ending sound.

1. **huge**            e (a)  (b) 

2. **rice**            c (c)  (d) 

3. **sing**            b (e)  (f) 

## Skyline Phonics Book 2

E. Write the missing letter(s) of the word.

1



cl ue

2



ci gar

3



st and

4



cr ib

5



b ay

6



cy cle

7



cr y

8



m ea t

9



n ai l

10



pr ess

11



pr une

12



sl ow

13



k i nd

14



c oa t

15



ba nk

16



tr ue

17



l ie






18


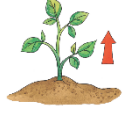





scr ub

# Skyline Phonics Book 2






F. Match the pictures with the same beginning letters.






1.  2.  3.  4.  5. 

a.  b.  c.  d.  e. 

Connections: 1 to d, 2 to e, 3 to a, 4 to b, 5 to c.






G. Match the pictures with the same vowel sound.






1.  2.  3.  4.  5. 

a.  b.  c.  d.  e. 

Connections: 1 to c, 2 to e, 3 to a, 4 to b, 5 to d.

H. Match the pictures with the same ending sound.

1.  2.  3.  4.  5. 

a.  b.  c.  d.  e. 

Connections: 1 to c, 2 to e, 3 to d, 4 to a, 5 to b.