







Skyline Phonics Book 1




Test 1: Units 1-4




A. Connect the first letter of each picture. What does it spell?




For example:

1.  +  +  = kid





2.  +  +  = bag





3.  +  +  = egg

4.  +  +  = dig

5.  +  +  = dad










B. Based on the first picture, circle the picture with the same beginning sound.

1.  a  b  c 

2.  a  b  c 

Skyline Phonics Book 1

C. Number the pictures based on the alphabetical order of each word.

 2	 4	 8
 5	 7	 6
 9	 1	 3









D. Write the missing letter of the word.

 1 bag	 2 cut	 3 lip
 4 jar	 5 inch	 6 hut
 7 desk	 8 egg	 9 key







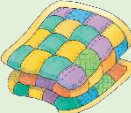





Skyline Phonics Book 1

Test 2: Units 1-9

A. Write the beginning sound of each picture (in upper case).




1		H	2		Z
3		R	4		M
5		U	6		L
7		O	8		N




B. Based on the first picture, circle the picture with a different beginning sound.




1.		a		b		c	
2.		a		b		c	
3.		a		b		c	

Skyline Phonics Book 1



C. Based on the first picture, find the picture with the same beginning sound.




1.  e a  b 




2.  b c  d 

3.  c e  f 

D. Write the missing letter of the word.

①  m op ②  n od ③  p ill

④  h ip ⑤  n ap ⑥  q uiz

⑦  o x ⑧  s ock ⑨  y o-yo

Skyline Phonics Book 1

Test 3: Units 10-14

A. Based on the first picture, circle the picture with the same ending sound.




1.  a  b  c 




2.  a  b  c 




3.  a  b  c 

4.  a  b  c 

B. Based on the picture, find the picture with the same vowel sound.





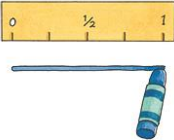







1.  d a  b 

2.  e c  d 






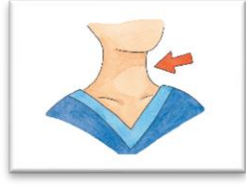
3.  a e  f 

Skyline Phonics Book 1

C. Connect the first letter of each picture. What does it spell?

1.  +  +  = dot
2.  +  +  = lip
3.  +  +  = jet
4.  +  +  = sub











D. Unscramble the letters.

1.  2.  3. 
dam → mad gru → rug oxf → fox
4.  5.  6. 
bri → rib tod → dot cenk → neck













Skyline Phonics Book 1

Test 4: Units 10-18

A. Write and match.










				
l <u>o</u> g	s <u>i</u> t	ze <u>b</u> ra	s <u>i</u> x	<u>q</u> uick
<div style="background-color: #f8d7da; padding: 10px; display: flex; justify-content: space-around; font-size: 2em;"> b i q o s </div>				
				
s <u>u</u> b	<u>q</u> uiet	we <u>b</u>	z <u>i</u> p	c <u>o</u> d

B. Based on the first picture, circle the picture with a different ending sound.

1.		a		b		c	
2.		a		b		c	
3.		a		b		c	

Skyline Phonics Book 1

C. Based on the picture, find the picture with the same ending sound.

1.		<u>f</u>	(a)		(b)	
2.		<u>d</u>	(c)		(d)	
3.		<u>b</u>	(e)		(f)	

D. Write the ending sound of each picture (in lower case).

(1)		<u>g</u>	(2)		<u>f</u>
(3)		<u>p</u>	(4)		<u>m</u>
(5)		<u>t</u>	(6)		<u>k</u>
(7)		<u>d</u>	(8)		<u>c k</u>

Skyline Phonics Book 1

Final Exam: Units 1-18

A. Based on the first picture, circle the word with the same beginning sound.

1.



a

octopus

b

under

c

elf

2.



a

web

b

yellow

c

vet

3.



a

elbow

b

alligator

c

on

4.



a

hit

b

king

c

gate

B. Write the missing letter of the word.

①



n est

②



king

③



h u t

④



a nt

⑤



lo g

⑥



re d

Skyline Phonics Book 1

C. Based on the word, find the picture with the same beginning sound.

1.

wind

f

a



b



2.

otter

c

c



d



3.

milk

b

e



f



D. Number the pictures based on the alphabetical order of the first letter of each word.

9




4



3




12



6



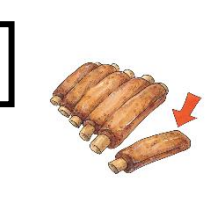
10




2



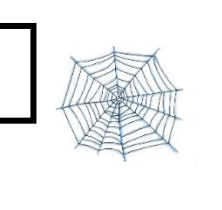
7




8



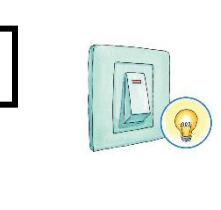
11



1



5



Skyline Phonics Book 1

E. Write the missing letter of the word.

1



map

2



ru g

3



quill

4



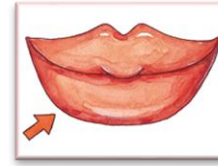
a lligator

5



p i g

6



li p

7



jaz z

8



f it

9



f a n

10



g u n

11



ra t

12



m ug

13



in k

14



su n

15



v an

16




b i b

17



f ish






18





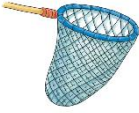


d o t






Skyline Phonics Book 1






F. Match the pictures with the same beginning letters.

1.  2.  3.  4.  5. 






a.  b.  c.  d.  e. 





G. Match the pictures with the same vowel sound.

1.  2.  3.  4.  5. 

a.  b.  c.  d.  e. 

H. Match the pictures with the same ending sound.

1.  2.  3.  4.  5. 

a.  b.  c.  d.  e. 