













APPENDIX

Plural Ending -s, -es

There are **three** pronunciation rules for adding suffixes **-s** or **-es** to make a singular noun plural. To understand the rules, we need to understand the concept of **voiced** and **voiceless** sounds.

Listen!
























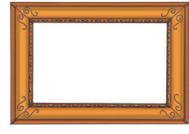


Rule 1 Nouns Ending in **Voiceless Consonants**: Add **-s** and pronounce it as [s].  191

c, f, k, p, t, gh, ph, th			
Singular		Plural -s [s]	
arc		arcs	
roof		roofs	
bike		bikes	
book		books	
cork		corks	
lark		larks	

Plural Ending -s, -es


camp		camp <u>s</u>	
cape		cape <u>s</u>	
map		map <u>s</u>	
cart		cart <u>s</u>	
gate		gate <u>s</u>	
hat		hat <u>s</u>	
hut		hut <u>s</u>	
graph		graph <u>s</u>	
bath		bath <u>s</u>	
mouth		mouth <u>s</u>	
wreath		wreath <u>s</u>	















Rule 2 Nouns Ending in **Voiced Consonants** or **Vowels**: Add **-s** and pronounce it as [z].  192

b, d, g, l, m, n, v				
Singular		Plural -s [z]		
bib		bibs		
cab		cabs		
bed		beds		
bag		bags		
bug		bugs		
keg		kegs		
girl		girls		
wall		walls		
atom		atoms		
frame		frames		










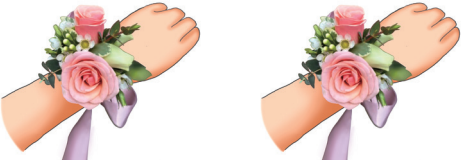





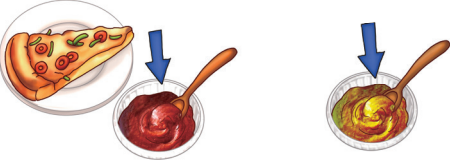
Plural Ending -s, -es

fan		fans	
olive		olives	
vowels			
Singular		Plural -s [z]	
bay		bays	
bear		bears	
bee		bees	
peer		peers	
ruler		rulers	
pie		pies	
boar		boars	
boy		boys	
toy		toys	


Rule 3 Nouns with Special Endings: When ending in **-s**, **-ss**, **-sh**, **-ch**, or **-x**, we usually add **-es** and pronounce it as [IZ]. When ending in **-ge**, or **-ce**, we usually add **-s** and pronounce it as [IZ].  193







s, ss, sh, ch and x + es			
Singular		Plural -s [IZ]	
bus		buses	
lotus		lotuses	
dress		dresses	
glass		glasses	
brush		brushes	
bush		bushes	
bench		benches	


Plural Ending -s, -es













watch		watches	
box		boxes	
fox		foxes	
ge and ce + s			
Singular		Plural es [IZ]	
cage		cages	
corsage		corsages	
garage		garages	
face		faces	
sauce		sauces	

SC Nouns with Special Spellings:

- In some cases, if nouns end in **-z**, we need to double the letter **z**, add **-es**, and pronounce it as [IZ].  194

Singular		Plural -es [IZ]	
whiz		whizz es	 
quiz		quizz es	 

- In other cases, if nouns end in **-f / -fe** or **-y** (consonant **+y**), we need to drop **-f, -fe** or **-y**, add **-ves** or **-ies** and pronounce it as [Z] or [IZ].  195





Singular		Plural -es [Z] -ies [IZ]	
leaf		leav es	 
wolf		wolv es	 
knife		kniv es	 
city		cit ies	 

Plural Ending -s, -es

puppy		puppies	
-------	---	---------	---

- If nouns end in -o, we usually add -es and pronounce it as [z].



Singular		Plural -es [z]	
potato		potatoes	
tomato		tomatoes	









APPENDIX




Third Person Singular Verb in Simple Present Tense

There are **three** pronunciation rules for adding suffixes **-s** or **es** to conjugate the verb (3rd person singular) in simple present tense. To understand the rules, we need to understand the concept of **voiced** and **voiceless** sounds.

Rule 1 Verbs Ending in **Voiceless Consonants**: Add **-s** and pronounce it as [s].  197

c, f, k, p, t, gh, and ph		
Verbs		3 rd Person Singular Verbs -s [s]
picnic		He picnics
barf		He barfs
hike		He hikes
sleep		He sleeps
shout		She shouts
sweat		He sweats

Third Person Singular Verb in Simple Present Tense

cough		She coughs
laugh		He laughs
autograph		He autographs





Rule 2 Verbs Ending in Voiced Consonants or Vowels: Add **-s** and pronounce it as [z].  198








b, d, g, l, m, n, v		
Verbs		3 rd Person Singular Verbs -s [z]
scrub		He scrubs
find		He finds
beg		He begs
call		He calls
pull		He pulls
zoom		He zooms
yawn		He yawns
wave		He waves

Third Person Singular Verb in Simple Present Tense



		vowels
Verbs		3 rd Person Singular Verbs -s [z]
play		She plays
draw		She draws
wear		He wears
blow		She blows
enjoy		She enjoys






Rule 3 Verbs with Special Endings: When verbs end in **-ss**, **-sh**, **-ch**, **-x** or **-zz**, we usually add **-es** and pronounce it as [IZ]. When ending in **-ce**, **-ge**, **-se** or **-ze**, we usually add **-s** and pronounce it as [IZ].  199

ss, sh, ch, x, zz +es		
Verbs		3 rd Person Singular Verbs +es [IZ]
kiss		He kisses
push		She pushes
pitch		He pitches
mix		He mixes
buzz		It buzzes
ce, ge, se, ze +s		
Verbs		3 rd Person Singular Verbs -es [IZ]
race		He races
arrange		She arranges

Third Person Singular Verb in Simple Present Tense

close		He closes
realize		She realizes

SC Verbs with Special Spellings: In some cases, if verbs end in *-y* (consonant + *y*), we need to drop the *-y*, add *-ies* and pronounce it as [IZ]. If verbs end in *-o*, we usually add *-es* and pronounce it as [Z].  200

Singular		3 rd Person Singular Verbs <i>ies</i> [IZ] <i>es</i> [Z]
study		He studies
veto		He vetoes



My heartfelt thanks to Mrs. Teresa Chadwell for offering a serene and inspiring place to complete this book.

SKYLINE

American School Phonics Book **B**

Written by Michael Jensen and Allison K.
Illustrated by Mei-Ling Wang
Edited by Teresa Alldredge
Copyright © 2024 Skyline Education

All rights reserved. No part of this publication may be reproduced, stored in a retrieval system, or transmitted in any form or by any means, electronic, mechanical, photocopying, recording, or otherwise, without the prior permission of the copyright owners.

Published by Skyline Education
20651 Golden Springs Dr. #338
Walnut, CA 91789
U. S. A.
www.skylinebookpub.com
ISBN: 978-1-59599-169-0

