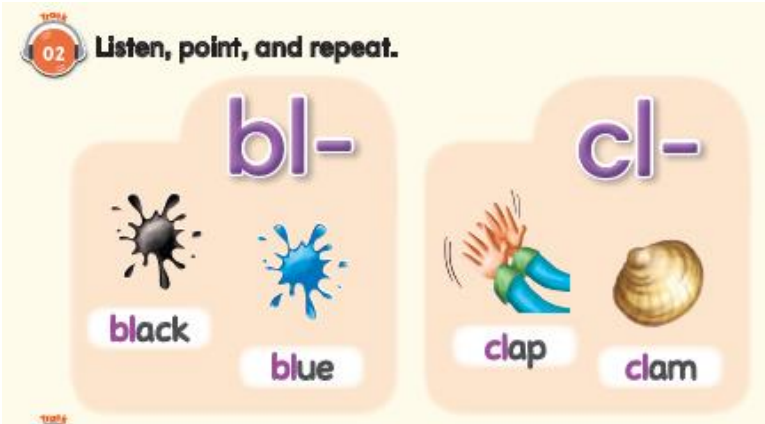

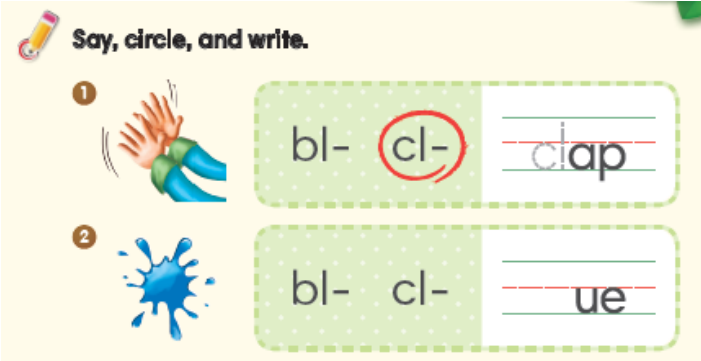
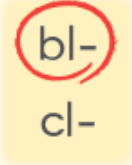
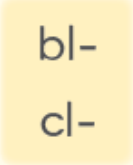
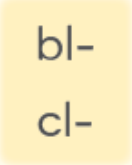







Main Unit	
<p>02 Listen, point, and repeat.</p> 	<p>Have students listen to the words and repeat them.</p> <p>Teachers themselves can pronounce the words more for students to listen to the target sound.</p>
<p>03 Chant along.</p>	<p>Encourage students to chant along loudly in class.</p> <p>Students should listen to the chant and practice chanting as their homework before class.</p>
<p>Say, trace, and write.</p> 	<p>Before saying the words, explain to students that the 'bl-' sound can be combined with other letters.</p> <p>For more practice, teachers can give several words such as blur, blame, blend, etc. to practice the 'bl-' sound.</p>
<p>Say, circle, and write.</p> 	<p>Have students read the words first.</p> <p>Then, teachers can ask students to suggest more words that have consonant blend sounds.</p>



<p>04 Listen and circle.</p> <p>1  2  3 </p>	<p>Before listening, remind students of the words that have the consonant blend sounds they've learned.</p>
<p>05 Listen, point, and repeat.</p> <p>fl-  flute</p> <p>pl-  plane</p>	<p>Have students listen to the words and repeat them.</p> <p>Teachers themselves can pronounce the words more for students to listen to the target sound.</p>
<p>03 Chant along.</p>	<p>Encourage students to chant along loudly in class.</p> <p>Students should listen to the chant and practice chanting as their homework before class.</p>
<p>Say, trace, and write.</p> <p>  </p>	<p>Before saying the words, explain to students that the 'fl-' sound can be combined with other letters.</p> <p>For more practice, teachers can give several words such as flower, flow, flip, etc. to practice the 'fl-' sound.</p>



Match and write.

1 fl- .

2 cl- .





plate plane



ute ag

Have students read out all the words.


07 Listen and circle.

1 flag plate black

2 clap plane flute


Before listening, have students read all the words.

08 Listen, number, and match.



1















bl- cl- fl- pl-



Before listening, have students read all eight words.

Then, give a short time for students to quickly find two words that have the consonant blend sounds they learned.



<p> 09 Listen and circle.</p> <p>1  plate  </p> <p>2 clam flag  </p>	<p>Before listening, have students say the words first.</p>
<p> Say and write.</p> <p>bl- cl- fl- pl-</p> <p>1  2  3  4 </p> <p>clam ack ute ate</p>	<p>Before writing, have students read out the four consonant blend sounds. Then, ask them to read out the words.</p>
<p> Read, circle, and write.</p> <p>1  A <u>clam</u> is in the pan. (clam / play)</p> <p>2  Look at the _____ kite. (flute / blue)</p>	<p>Before reading the sentences, teachers can ask students some questions about the given pictures.</p> <p>[Example Questions]</p> <ul style="list-style-type: none"> • Can you tell me which things you can use in the kitchen? • Have you ever flown a kite before? <p>After having a small talk on the pictures, have students read out the sentences together and teachers can provide students with some help if needed.</p>



Unit 1

Story

Read the story. Then chant along.

There is a man with a red hat.
 He is the king.
 He sees the men with blue hats.
 They play the flute.
 He sees the men with black hats.
 They clap and wave a big flag.

Quiz

The men wave a big  .





Have students read the story aloud and watch a video clip. Students can point at the pictures on the book while chanting the story.



Teachers can read each sentence aloud and students can repeat after it.

To wrap up what they learned, students answer the quiz.

Review Unit

22 Listen, circle, and match.

1    

2  

Before listening, have students read out the words first in pairs or in groups.










23 Listen and circle.

1 prince blue flag crown


2 brown friend clam prize

Before listening, have students read out the words in pairs or in groups.

Then, ask them which consonant blend sounds they can see in the words.

<p> Say, circle, and write.</p> <p>1  friend friend</p> <p>2  brown clam</p>	<p>Before writing, have students read out the four words in pairs or in groups.</p>
<p> Match and write.</p> <p>1  pr ag</p> <p>2  br ack</p> <p>black</p>	<p>Have students read out all the words in pairs or in groups.</p>
<p> Read, circle, and write.</p> <p>1  I have a <u>black</u> cat. (clap / <u>black</u>)</p> <p>2  The _____ is by the lake. (frog / crab)</p>	<p>Before reading the sentences, teachers can ask students some questions about the given pictures.</p> <p>[Example Questions]</p> <ul style="list-style-type: none"> • What color do you like? • How do frogs move? <p>After having a small talk on the pictures, have students read out the sentences together and teachers can provide students with some help if needed.</p>



<p>24-25 Read the story. Then chant along.</p> <p>Story</p> <p>The prince and the bride are at the table. The prince has a brown crown. The bride has a blue crown.</p> <p>The prince likes the crab on the black plate. The bride likes the clam on the blue plate.</p> 	<p>Have students read the story aloud and watch a video clip. Students can point at the pictures on the book while chanting the story.</p> <p>Teachers can read each sentence aloud and students can repeat after it.</p> <p>To wrap up what they learned, students answer the quiz.</p>
---	--

