

CONTENTS



How to Use This Book 5

Unit 1 Describing People / Finding Locations 8

Unit 2 Describing Things / Finding Places 14

Unit 3 Describing Postures / Explaining Pictures and Posters 20

Unit 4 Putting Events in Chronological Order 26

Unit 5 Number-Related Questions – Numbers and Prices 32

Unit 6 Number-Related Questions – Time, Day, and Date 38

Unit 7 Recognizing Purposes, Intentions, and Reasons 44

Unit 8 Topics, Main Ideas, and Titles 50

Unit 9 Understanding Graphs and Charts 56

Unit 10 Review (Units 1 - 9) 62

Unit 11	Feelings, Personalities, Moods, and Attitudes	66
Unit 12	Identifying Jobs and Relationships	72
Unit 13	Drawing Inferences / Understanding Idioms	78
Unit 14	Drawing Inferences / Conclusions	84
Unit 15	Factual Understanding / Pros and Cons, Advantages and Disadvantages	90
Unit 16	Factual Understanding / Detail Questions	96
Unit 17	Proverbs and Advice	102
Unit 18	Dialog Completion / Choosing Appropriate Dialogs and Expressions	108
Unit 19	Announcements, News, Weather Forecasts, and Advertisements	114
Unit 20	Review (Units 1 - 19)	120

Dictation Book
Transcripts & Answer Key

To the Teacher:

There are six books in the *Target Listening* series. The first two books are preparatory books which introduce new vocabulary words, vocabulary practice exercises, and practice tests. The four test books contain twelve listening tests with thirty questions each. The tests include question types and vocabulary words that were introduced in the preparatory books. *Target Listening* is designed for the intermediate to advance student.

Target Listening is a practical, engaging series that helps students improve overall communicative skills through listening tasks presented in natural conversational English. All activities incorporate focused, practical vocabulary words used in everyday situations. The vocabulary words are recycled throughout the series to reinforce learning. Real-life themes are presented through each unit exposing students to situations they encounter everyday outside of the classroom. *Target Listening* is beneficial in the classroom setting or in the home setting for students who need to prepare for English listening or speaking exams.

How to Use This Book:

There are twenty units in each of the student books. The two student books contain the same thematic focus for each unit; however, the second book contains more advanced vocabulary and longer dialogs and monologs. Students should work individually on some of the sections, and with a partner for others. An example lesson plan is provided below. The suggested lesson plan is for two 50 minute class sessions. However, the teacher should feel free to adapt this to their own particular teaching style as well as the particular needs of the students. Furthermore, it is left up to teachers to gauge how thoroughly each step of this lesson plan needs to be implemented in their classes.

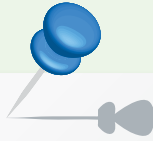
Suggested Lesson Plan

Unit Introduction 50 min.

Vocabulary 20 min.

There are twenty to twenty-four new vocabulary words in this section. As a class, read the words in the Vocabulary section. Discuss any words they do not understand. You can also have students pair up to complete this activity.





Teaching Tip:

For classes that need additional pronunciation practice, students should try to repeat the words, focusing on their pronunciation and intonation.

To reinforce the new vocabulary words, students can work in pairs on the following activities:

Dictation:

Have students dictate the words to each other.

Guessing Game:

Have one student describe the vocabulary word, while the other student tries to guess the word.

Vocabulary Journal:

Have students make a journal of new vocabulary words they have learned. They can draw pictures, write poems, or do anything else to help them remember the vocabulary words.

Vocabulary Practice 15 min.

Vocabulary Practice

1. Match the sentence to the correct picture.

1. He is wearing a sports jacket and a scarf.
 2. He is wearing a polo shirt and overalls.
 3. He is wearing a shirt and a hoodie.
 4. He is wearing a tie and a trench coat.

2. Look at the pictures and write the correct answers for each picture.

bangs a bun a ponytail braids

3. Complete the sentences with the correct answers.

walking distance around here far from

M: Is there a department store _____ (nearby)?
 W: There isn't one on Main Street.
 M: I'm sorry, but I'm new here. Is Main Street _____ (not close to here)?
 W: No, it's within _____ (close enough) to walk. Go straight and turn right.

Next, have students look at the Vocabulary Practice and individually complete it. After students have recorded their own answers, have them work in pairs to share their answers with each other. This communicative activity will give students a chance to orally practice the language targets of the unit.

Warm-up Exercise 15 min.

Parts: A, B, C (5 min. each): Explain the activity for each part by reading the instruction line together. It is important to make sure students are clear about the task before they listen. Then play the audio track listed for this activity. Have students answer the questions. Check the answers as a class.

Warm-up Exercises

1. Listen and choose the correct picture. A B C D

1. Choose the man's brother. A B C D

2. Choose the woman's daughter. A B C D

3. Which hair style does the woman want to try? A B C D E

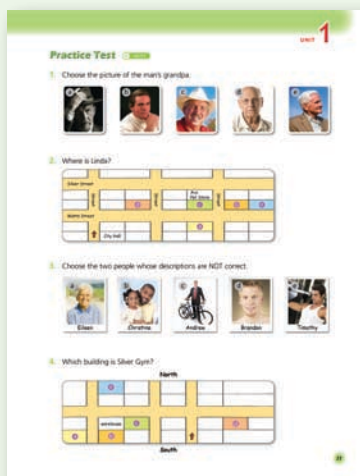
4. Where is the bus stop that the man needs to go to?

5. Listen to the speaker. Draw a line from the starting point to the final destination. Where does the speaker end up? Mark it with an "X" on the map. A B

Start	Destination	Line	Mark
1. City Hall	2. City Hall	3. City Hall	4. City Hall
5. City Hall	6. City Hall	7. City Hall	8. City Hall

Practice Test 50 min.

Target Listening Student Books contain twenty tests with fifteen test questions. The test questions are based on the learning objectives for each unit and incorporate the vocabulary words the students have learned. The students listen to dialogs and passages to find the answers.



Preview: 5 min.

Have students look through the test and predict what type of dialog or passage they expect to hear for each question they see. Have students make notes next to each question to help them remember during the actual test.

Vocabulary: 5 min.


Go over any difficult vocabulary words the students see in the answer choices.

Listen & Take Test: 20 min.

Listen to the whole test without stopping and have students mark their answers.

Check: 20 min.

Play the audio again for each question. Pause after each question and see if students got the right answer. Discuss any points of confusion. Students can also refer to the transcript at listen and read along for additional reinforcement.



Teaching Tip:

Pronunciation Practice:

For more pronunciation practice, have students work in pairs and role-play the conversations or monologs shown in the transcripts.

For classes that need additional pronunciation practice, replay the audio track, but stop after each sentence. Students should try to repeat what they hear on the audio track, focusing on their pronunciation and intonation.

Homework Tip:

Have students choose one dialog and write a story about it.

Have students listen to the audio and practice pronouncing the words/phrases correctly.

Vocabulary

How We Look



What We Wear



Directions

(not) far from

around here


within walking distance

go straight

Vocabulary Practice

A Match the sentence to the correct picture.

1. He is wearing a sports jacket and a scarf.
2. He is wearing a polo shirt and overalls.
3. He is wearing a t-shirt and a hoodie.
4. He is wearing a tie and a trench coat.




B Look at the pictures and write the correct answers for each picture.

bangs

a bun

a ponytail

braids



1. _____ 2. _____ 3. _____ 4. _____

C Complete the sentences with the correct answers.

walking distance

around here

far from


M: Is there a department store (1) _____ (=nearby)?

W: I think there's one on Main Street.


M: I'm sorry, but I'm new here. Is Main Street (2) _____ (=not close to) here?

W: No, it's within (3) _____ (=close enough to walk). Go straight and turn right.

Warm-up Exercises

A Listen and choose the correct picture.  Track 1






1. Choose the man's brother.



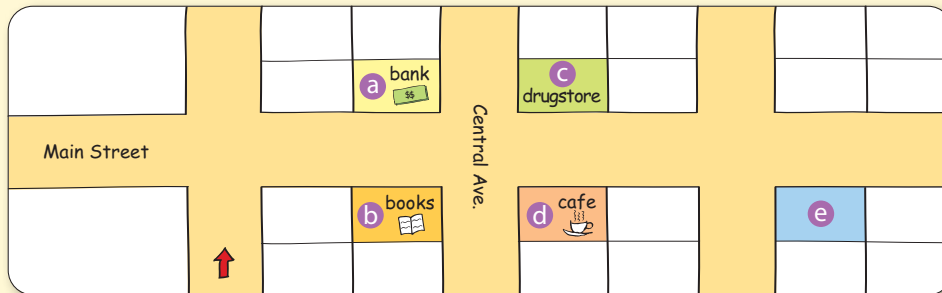
2. Choose the woman's daughter.




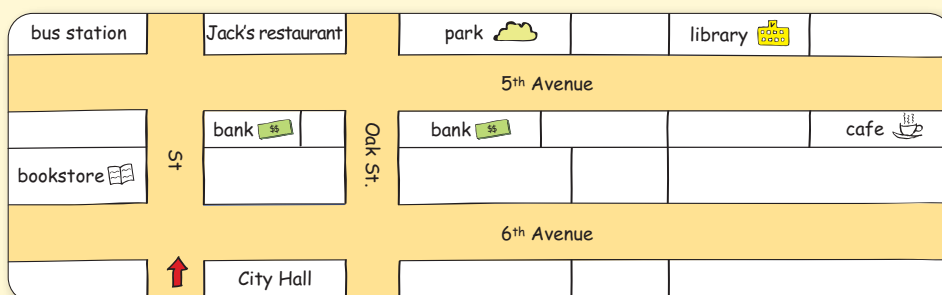
3. Which hair style does the woman want to try?




4. Where is the bus stop that the man needs to go to?






B Listen to the speaker. Draw a line from the starting point to the final destination. Where does the speaker end up? Mark it with an "X" on the map.  Track 2

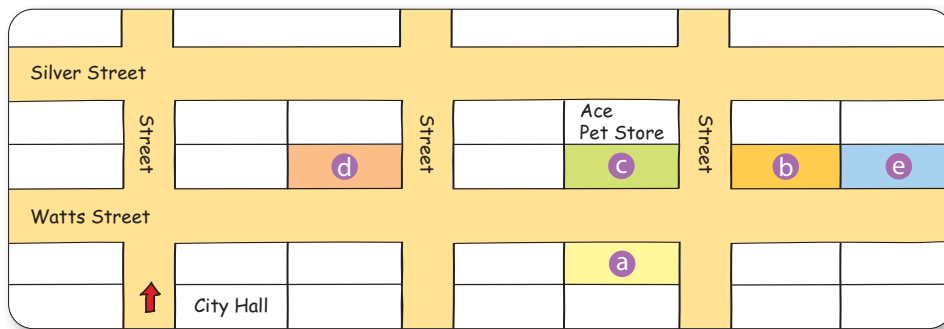


Practice Test 08:55

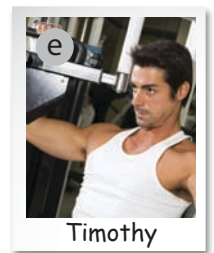


1. Choose the picture of the man's grandpa.  Track 3




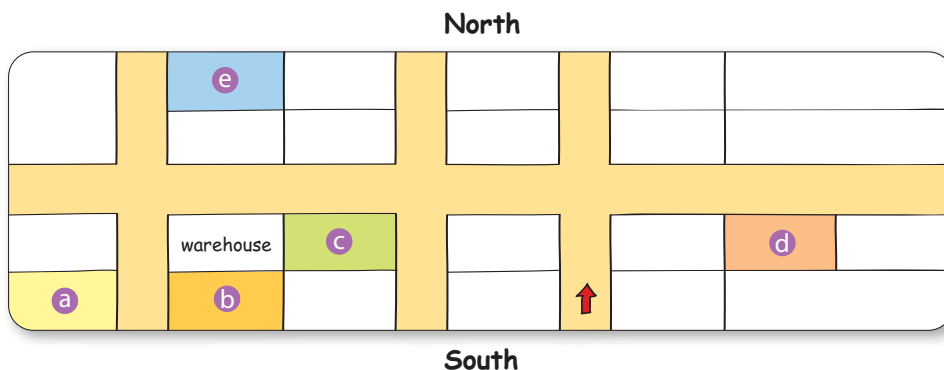
2. Where is Linda?  Track 4






3. Choose the two people whose descriptions are NOT correct.  Track 5







4. Which building is Silver Gym?  Track 6




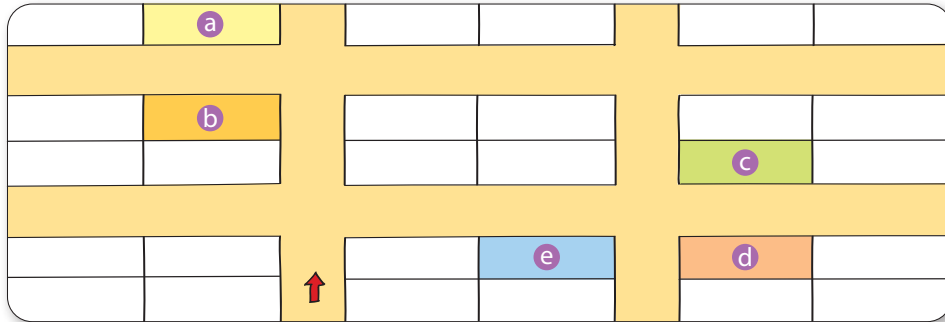
5. Which model is chosen for the advertising campaign?  Track 7





6. Choose the woman's niece.  Track 8




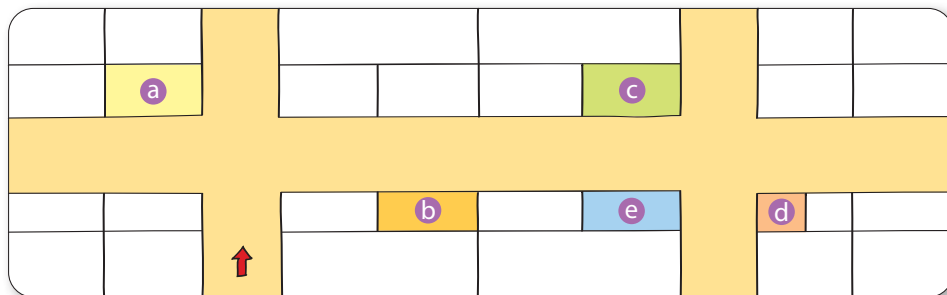
7. Listen and choose the place that the people are looking for.  Track 9




8. Listen and find Mike and Stephanie.  Track 10





9. Where is the bakery?  Track 11



10. Which costume did Rosalyn wear to the party?  Track 12



11. Find the woman's neighbor.  Track 13



12. Where is the pizzeria?  Track 14

