

# CONTENTS



**How to Use This Book** ..... 5

**Unit 1** Describing People / Finding Locations ..... 8

**Unit 2** Describing Things / Finding Places ..... 14

**Unit 3** Describing Postures / Explaining Pictures and Posters ..... 20

**Unit 4** Putting Events in Chronological Order ..... 26

**Unit 5** Number-Related Questions – Numbers and Prices ..... 32

**Unit 6** Number-Related Questions – Time, Day, and Date ..... 38

**Unit 7** Recognizing Purposes, Intentions, and Reasons ..... 44

**Unit 8** Topics, Main Ideas, and Titles ..... 50

**Unit 9** Understanding Graphs and Charts ..... 56

**Unit 10** Review (Units 1 - 9) ..... 62

<b>Unit 11</b>	Feelings, Personalities, Moods, and Attitudes .....	66
<b>Unit 12</b>	Identifying Jobs and Relationships .....	72
<b>Unit 13</b>	Drawing Inferences / Understanding Idioms .....	78
<b>Unit 14</b>	Drawing Inferences / Conclusions .....	84
<b>Unit 15</b>	Factual Understanding / Pros and Cons, Advantages and Disadvantages .....	90
<b>Unit 16</b>	Factual Understanding / Detail Questions .....	96
<b>Unit 17</b>	Proverbs and Advice .....	102
<b>Unit 18</b>	Dialog Completion / Choosing Appropriate Dialogs and Expressions .....	108
<b>Unit 19</b>	Announcements, News, Weather Forecasts, and Advertisements .....	114
<b>Unit 20</b>	Review (Units 1 - 19) .....	120

**Dictation Book**  
**Transcripts & Answer Key**

## To the Teacher:

There are six books in the *Target Listening* series. The first two books are preparatory books which introduce new vocabulary words, vocabulary practice exercises, and practice tests. The four test books contain twelve listening tests with thirty questions each. The tests include question types and vocabulary words that were introduced in the preparatory books. *Target Listening* is designed for the intermediate to advance student.

*Target Listening* is a practical, engaging series that helps students improve overall communicative skills through listening tasks presented in natural conversational English. All activities incorporate focused, practical vocabulary words used in everyday situations. The vocabulary words are recycled throughout the series to reinforce learning. Real-life themes are presented through each unit exposing students to situations they encounter everyday outside of the classroom. *Target Listening* is beneficial in the classroom setting or in the home setting for students who need to prepare for English listening or speaking exams.

## How to Use This Book:

There are twenty units in each of the student books. The two student books contain the same thematic focus for each unit; however, the second book contains more advanced vocabulary and longer dialogs and monologs. Students should work individually on some of the sections, and with a partner for others. An example lesson plan is provided below. The suggested lesson plan is for two 50 minute class sessions. However, the teacher should feel free to adapt this to their own particular teaching style as well as the particular needs of the students. Furthermore, it is left up to teachers to gauge how thoroughly each step of this lesson plan needs to be implemented in their classes.

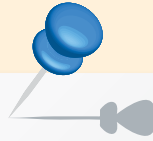
### Suggested Lesson Plan

**Unit Introduction** 50 min.

**Vocabulary** 20 min.

There are twenty to twenty-four new vocabulary words in this section. As a class, read the words in the Vocabulary section. Discuss any words they do not understand. You can also have students pair up to complete this activity.





## Teaching Tip:

For classes that need additional pronunciation practice, students should try to repeat the words, focusing on their pronunciation and intonation.

To reinforce the new vocabulary words, students can work in pairs on the following activities:

## Dictation:

Have students dictate the words to each other.

## Guessing Game:

Have one student describe the vocabulary word, while the other student tries to guess the word.

## Vocabulary Journal:

Have students make a journal of new vocabulary words they have learned. They can draw pictures, write poems, or do anything else to help them remember the vocabulary words.

## Vocabulary Practice 15 min.

**Vocabulary Practice**

1. Look at the pictures. Complete the sentences with the correct answers.

suit brown dress short long jeans shirt sweater blond

1. The girl is wearing a \_\_\_\_\_ She has \_\_\_\_\_ hair.  
The boy is wearing a \_\_\_\_\_ The color of his hair is \_\_\_\_\_.

2. The woman has long \_\_\_\_\_ hair. She is wearing a long-sleeved \_\_\_\_\_ and \_\_\_\_\_.  
The man has \_\_\_\_\_ black hair. He is wearing a green \_\_\_\_\_.

2. Look at the map. Complete the sentences with the correct answers.

between across from next to

1. The bank is \_\_\_\_\_ the school.  
2. The school is \_\_\_\_\_ the bank and the restaurant.  
3. The park is \_\_\_\_\_ the bank.

Next, have students look at the Vocabulary Practice and individually complete it. After students have recorded their own answers, have them work in pairs to share their answers with each other. This communicative activity will give students a chance to orally practice the language targets of the unit.

## Warm-Up Exercise 15 min.

**Parts: A, B, C (5 min. each):** Explain the activity for each part by reading the instruction line together. It is important to make sure students are clear about the task before they listen. Then play the audio track listed for this activity. Have students answer the questions. Check the answers as a class.

**Warm-up Exercises**

1. Listen and write the letter of the correct picture in the blank.

1. \_\_\_\_\_ 2. \_\_\_\_\_ 3. \_\_\_\_\_ 4. \_\_\_\_\_

2. Listen and choose the correct picture.

1. \_\_\_\_\_ 2. \_\_\_\_\_

3. Listen and choose the correct answer.

1. Where is the woman going?  
\_\_\_\_\_

2. Where is the post office?  
\_\_\_\_\_

## Practice Test 50 min.

*Target Listening* Student Books contain twenty tests with fifteen test questions. The test questions are based on the learning objectives for each unit and incorporate the vocabulary words the students have learned. The students listen to dialogs and passages to find the answers.



### Preview: 5 min.

Have students look through the test and predict what type of dialog or passage they expect to hear for each question they see. Have students make notes next to each question to help them remember during the actual test.

### Vocabulary: 5 min.

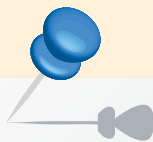
Go over any difficult vocabulary words the students see in the answer choices.

### Listen & Take Test: 20 min.

Listen to the whole test without stopping and have students mark their answers.

### Check: 20 min.

Play the audio again for each question. Pause after each question and see if students got the right answer. Discuss any points of confusion. Students can also refer to the transcript at listen and read along for additional reinforcement.



### Teaching Tip:

#### Pronunciation Practice:

For more pronunciation practice, have students work in pairs and role-play the conversations or monologs shown in the transcripts.

For classes that need additional pronunciation practice, replay the audio track, but stop after each sentence. Students should try to repeat what they hear on the audio track, focusing on their pronunciation and intonation.

#### Homework Tip:

Have students choose one dialog and write a story about it.

Have students listen to the audio and practice pronouncing the words/phrases correctly.

# UNIT 1

## Describing People / Finding Locations

### Vocabulary

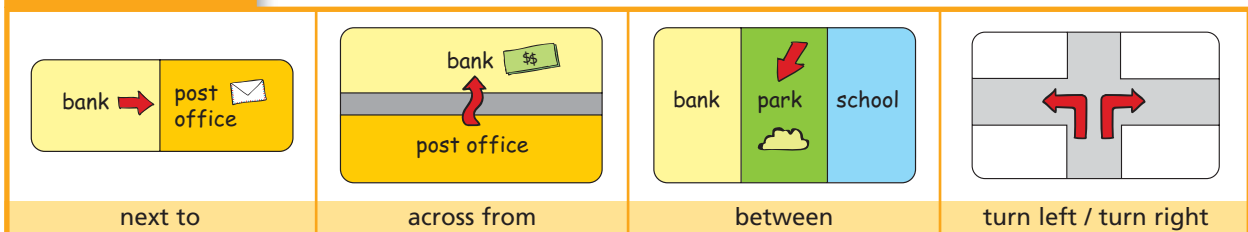
#### How We Look



#### What We Wear



#### Where We Go



## Vocabulary Practice

**A** Look at the pictures. Complete the sentences with the correct answers.

suit    brown    dress    short    long    jeans    shirt    sweater    blond

1.



The girl is wearing a \_\_\_\_\_. She has \_\_\_\_\_ brown hair.

The boy is wearing a \_\_\_\_\_. The color of his hair is \_\_\_\_\_.

2.



The woman has long \_\_\_\_\_ hair. She is wearing a long-sleeved \_\_\_\_\_ and \_\_\_\_\_.

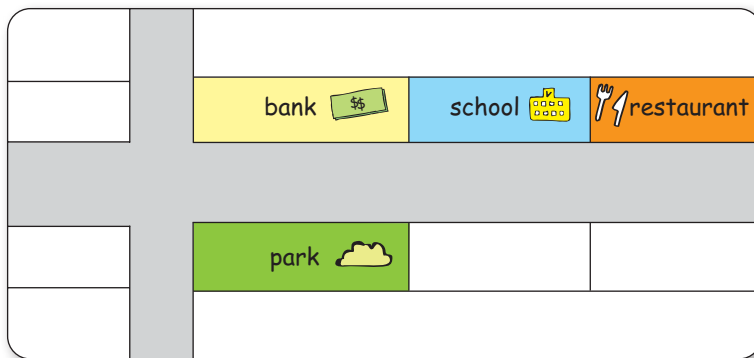
The man has \_\_\_\_\_ black hair. He is wearing a green \_\_\_\_\_.

**B** Look at the map. Complete the sentences with the correct answers.

between

across from


next to





1. The bank is \_\_\_\_\_ the school.
2. The school is \_\_\_\_\_ the bank and the restaurant.
3. The park is \_\_\_\_\_ the bank.



# Warm-up Exercises

**A** Listen and write the letter of the correct picture in the blank.  Track 1



1. \_\_\_\_\_

2. \_\_\_\_\_

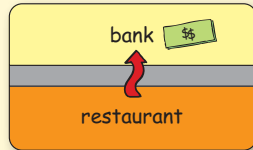
3. \_\_\_\_\_

4. \_\_\_\_\_

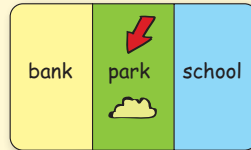
e



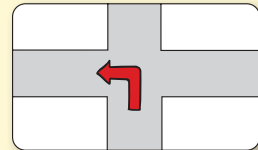
f



g



h




5. \_\_\_\_\_

6. \_\_\_\_\_

7. \_\_\_\_\_

8. \_\_\_\_\_


**B** Listen and choose the correct picture.  Track 2

1.

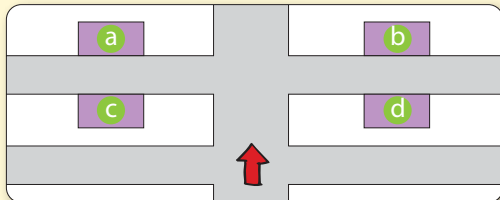


2.

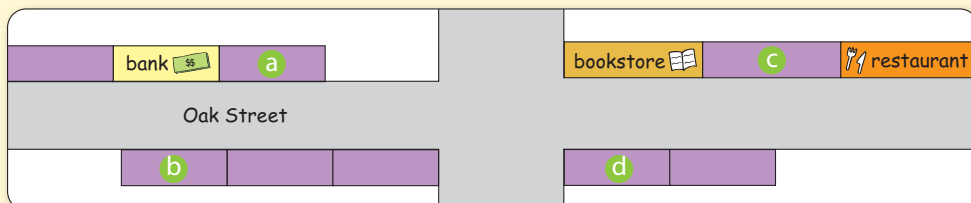


**C** Listen and choose the correct answer.  Track 3

1. Where is the woman going?





2. Where is the post office?



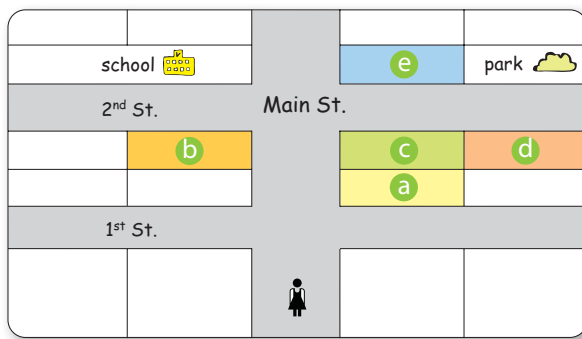



Practice Test  06:57

1. Which is the boy's baby picture?  Track 4



2. Where does Sam live?  Track 5

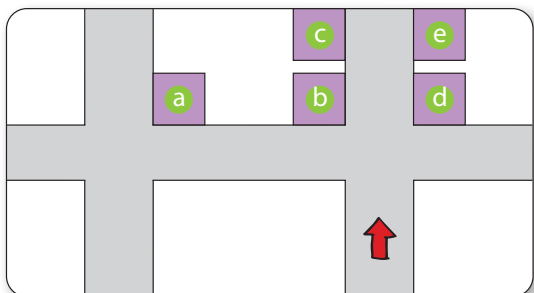


3. Which description is NOT correct?  Track 6




- (a) Tina
- (b) Leslie
- (c) Jim
- (d) Carrie
- (e) Nick

4. Where is the woman going?  Track 7



5. Which man is Bill?  Track 8



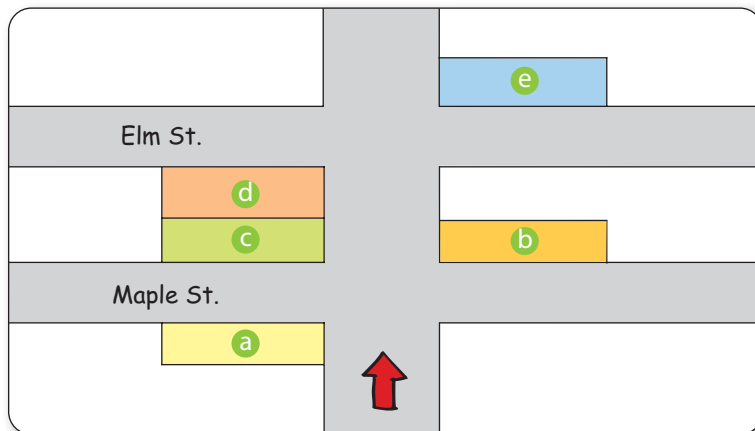
6. Which girl is Jenna?  Track 9




7. Who is the woman describing?  Track 10






8. What place is the woman looking for?  Track 11




9. Who won the costume contest?  Track 12




10. Choose the statement that is NOT true.  Track 13



11. Select the woman the speakers are talking about.  Track 14



12. Which one is Sue?  Track 15

