

Contents

How to Teach This Book	4
Unit 1 Nice to Meet You.	9
Unit 2 This Is My Family.	15
Unit 3 What Do You Do at School?	21
Unit 4 A Chance of Rain	27
Unit 5 Where Is It?	33
Unit 6 How Do I Look?	39
Unit 7 Be on Time!	45
Unit 8 What Do You Like?	51
Unit 9 It's Math Time.	57
Unit 10 It Looks the Best!	63
Unit 11 How Do I Get to the Library?	69
Unit 12 What Are You Going to Do?	75
Dictation Book	
Transcripts & Answer Key	

How to Teach This Book

Listening Success is a five-level series designed to help students develop listening comprehension skills through focused practice with dialogs and monologs structured around common functional language patterns. By familiarizing themselves with the natural spoken forms heard in the audio tracks, students will prepare themselves for comprehending conversations and information they hear from native English speakers as well as prepare themselves for standardized tests that incorporate listening tasks.

The lesson plan presented here is suggested for classroom practice during which the instructor controls the audio presentation. Additional homework assignments are suggested at the end of the lesson plan for students to practice out of class using the audio CDs included in each book.

Suggested Lesson Plan (50 min.)

Step 1

Pre-listening Warm-up (10 min.)

As a class, read through the example sentences presented in Part A. Have students focus on key functional and grammatical language targets of the unit. A complete list of language targets covered in each book of this series may be downloaded online.


Next, have students complete the practice activity in Part B. Be sure to highlight for students the examples of the language targets found in this activity.

Finally, give students a few minutes to individually complete Part C. After students have recorded their own responses, have them work in pairs to share their answers with each other. This communicative activity will give students a chance to orally practice the language targets of the unit before moving on to the main listening activities of the unit.


The image shows a page from a textbook titled "Unit 5 Where Is It?". It contains three sections: A, B, and C. Section A is titled "Study the picture and sentences." and shows a living room with a lamp, window, rug, cat, and chair. Section B is titled "Look at the picture. Match the sentence parts." and shows a bedroom with a list of five items and five options. Section C is titled "What does your room look like? Read the sentences and fill in the blanks. Now tell another student about your room." and contains a template for a short presentation.

Unit 5 Where Is It?

A Study the picture and sentences.

 This is our living room. A lamp is beside the window. Our cat is on the floor. There is a blue and white rug under the cat. A white chair is across from the sofa.

B Look at the picture. Match the sentence parts.

 This is my bedroom.

1. My bed
2. On the wall above my bed
3. Between my bed and the wall
4. In front of the small table
5. Above my bed

- (a) are two pictures.
- (b) is next to a small table.
- (c) is a white chair.
- (d) is a ceiling fan.
- (e) is a lamp on a night stand.

C What does your room look like? Read the sentences and fill in the blanks. Now tell another student about your room.


This is my room. There is a(n) _____ in it. There is a(n) _____ behind the _____. There is a(n) _____ on the _____. Next to the _____, I have _____ in my _____. I have a lot of _____.

Unit 5 33

Step 2

Listening 1 Have You Seen It?

A Listen. Circle the objects the girl found.



B Listen again. Write one thing that Jessica found in each place.

1 Desk	2 Bag	3 Bed	4 Bookshelf
--------	-------	-------	-------------

C Listen and choose the best answer to each question.

- (a) Today (b) Yesterday
(c) Last week (d) Tomorrow
- (a) Between the textbooks (b) In her bag
(c) Under the bed (d) On the desk
- (a) On the desk (b) In the bed
(c) Between the bookshelf and desk (d) In the bag

34 Unit 1

Listening 1 (10 min.)

Give students a minute or two to study the illustrations or photos that they see in Part A. Ask students to brainstorm some of the vocabulary related to these images or to briefly explain what they see in each image. After it is clear that students have considered each image, explain the activity for Part A by reading the instruction line together. These activities vary from unit to unit, so it is important to make sure students are clear about the task before they listen. Then play the audio track listed for this activity.

Afterward, check the answers as a class.

The activity in Part B will always require students to listen to the dialog from Part A again. However, the activity will require students to do something new with the information they hear. These activities are purposely designed for repeated listening in order to allow students to experience the benefits of repetitive practice.

The activity in Part C may or may not require additional listening. In some cases, students need only think about the information heard in parts A and B and then complete the activity in Part C based on what they remember. In other cases, students may be required to listen to questions or statements in order to complete the activity.

Step 3

Listening 2 (10 min.)


For Part A of Listening 2, repeat the process used in Part A of Listening 1.

For Part B of Listening 2, repeat the process used in Part B of Listening 1.


For Part C of Listening 2, repeat the process used in Part C of Listening 1.

Listening 2 In My Brother's Room

A Listen. What does the room look like first? Draw a bed, a desk, and a bookshelf in the room.



B Listen again. What will the room look like after? Draw a bed, a desk, and a bookshelf in the room.



C Write **T** for true or **F** for false. Correct any wrong information.

- ____ The girl wants to change her room around.
- ____ The boy knows how he wants to change the room.
- ____ The boy doesn't sleep well.
- ____ The window makes the bed cold.

Unit 1 35

Step 4

Listening 3 (10 min.)

For Part A of Listening 3, repeat the process used in Part A of Listening 1.

For Part B of Listening 3, repeat the process used in Part B of Listening 1.

For Part C of Listening 3, repeat the process used in Part C of Listening 1.

NOTE: In *Listening Success 4* and *Listening Success 5*, this activity focuses on simple writing tasks.

Students who need additional support for these writing activities can refer to the sample responses presented in the answer keys of these books.


Step 5

Test (10 min.)


For the test at the end of each unit, it is suggested that all five tracks for the test be played consecutively without a break. Then, when checking the test, play each part and check the answers for that part. This will allow for discussion time of difficult questions.

Listening 3 My Favorite Poster

A Listen. What animals does the speaker mention? Write on the lines.



B Listen again. Where are the animals? Draw them in the poster.



C Choose the best word or phrase to complete each sentence.


- The animals live _____ the jungle.
(a) on (b) in (c) beside (d) behind
- The speaker's favorite animal is sitting _____ the monkey.
(a) on (b) above (c) in front of (d) beside
- A scary animal is _____ the tree.
(a) behind (b) above (c) in (d) near
- The tiger is near a _____.
(a) lion (b) cow (c) cheetah (d) spider

36 Unit 3

TEST

A Look at the picture. Listen. Choose the statement that best describes the picture.

- (a) (b) (c) (d)
- (a) (b) (c) (d)



B Listen. Choose the best response.

- (a) My books.
(b) My bag is in front.
(c) My keys are in my bag.
(d) Where is my bag?
- (a) My books are in the classroom.
(b) I put them on the bookshelf.
(c) The necklace is between the books.
(d) What are you looking for?

C You will hear two short dialogs followed by questions. Choose the best answers to the questions.

- (a) Where the lamp is
(b) Where the sofa is
(c) Where the TV is
(d) Where the remote control is
- (a) Behind the lamp
(b) Under the sofa
(c) Beside the TV
(d) Behind the sofa
- (a) What she studies
(b) Her room
(c) Her new doll
(d) Her favorite color
- (a) On the table
(b) In the box
(c) On her bed
(d) Inside her desk

Unit 3 37

D You will hear two short talks followed by questions. Choose the best answers to the questions.

- (a) A glass of water
(b) The mail
(c) His mother's glasses
(d) His father's glasses
- (a) In the mail
(b) On the table
(c) Beside the mother's bed
(d) On his mother's head
- (a) The speaker's favorite animal
(b) The speaker's room
(c) The speaker's favorite picture
(d) The speaker's horse
- (a) In the bookshelf
(b) On top of the bookshelf
(c) Near to the bookshelf
(d) Across from the bookshelf

E You will hear a dialog followed by questions. Choose the best answers to the questions.

- (a) Her cousins' pets
(b) Her pets
(c) Her house
(d) Her vacation
- (a) Above the girl's head
(b) Beside the girl
(c) Beside the window
(d) Outside the house
- (a) On top of his bed
(b) Near the girl
(c) In a box near his bed
(d) Beside the window

38 Unit 3

Homework / Supplemental Activities

(No time limit)

The following homework and supplemental activities are based on having students work with the transcripts provided with each book of this series.

Partial Dictation: Choose one of the tracks of the main listening activities from the unit or from the unit test. Prepare an overhead (or simply write on the board) every other line or sentence from the transcript for that track. Students should copy the lines or sentences from the board on a sheet of paper, leaving space between lines or sentences to write the missing parts. At home, students should listen to the assigned track and write the lines or sentences they hear that were not copied in class.

Team Quizzes: Divide the class into teams of 3-5 students. Each team should look through the transcripts of the unit that was studied that day. Teams should select five sentences for other teams to write as dictation. These five sentences should be written on a sheet of paper and given to the instructor. After all of the teams have handed in their lists of sentences, the instructor reads one sentence from the first team's list. All students write the sentence they hear. Then the instructor reads another sentence from the next team's list. Continue until an appropriate number of sentences have been read for dictation. Check in class or collect for a completion/quiz grade.

weekly weather. Last spring, we were lucky. We had clear blue skies and sunny, warm weather almost every day. This year, it's very different. This spring has been cloudy. This week didn't even feel like spring! It was cold and rained all week. Two days ago, on Friday, the temperature was below freezing! Last spring at this time, the temperature was about 28 degrees. It is very unusual to have temperatures below zero at this time of year, but that's what we had last Friday. I hope next week will bring better weather!

1. Match #1 **Circle**

- Bill Bradley works for a newspaper.
- It has been warm and sunny this spring.
- The temperatures this spring are very different from last spring.
- It snowed a lot over the weekend.

2. TEST

1. Match #2 **Circle**

- The movement is finished.
- It is a sunny summer day.
- My friends and I played in the snow.
- My friend and I went to the mall.

- It was snowing when I went outside.
- It's windy today, so I brought a jacket.
- There are lots of people at the beach!
- It was sunny yesterday. I was hot.

3. Match #3 **Circle**

- What is the weather forecast for tomorrow?
- What temperature is it outside?

4. Match #4 **Circle**

Questions 5 and 6 refer to the following dialog.

W: It rained all day yesterday. Do you think it will rain again today?

M: I watched the weather forecast this morning. They said there's a 70 percent chance of rain today. Luckily, I brought my umbrella.

W: Rained Oh no, I didn't bring my umbrella.

M: That's OK, Anna. You can share my umbrella.

5. Why is Anna unhappy?

6. What is the chance of rain?

Questions 7 and 8 refer to the following dialog.

M: There is a beautiful clear blue sky today. It's a great day to go to the park! Come on, Susan, let's go!

W: It's too hot to walk outside today. Let's go to a movie instead.

M: Too hot to walk outside? Why? What temperature is it outside?

W: About 33 degrees.

M: 33 degrees? That IS hot. You're right, let's see a movie instead!

7. What is true about today?

8. What are the speakers going to do?

1. Match #5 **Circle**

Questions 9 and 10 refer to the following talk.

G: My friends and I went on a picnic at the park yesterday. The weather was perfect! It was sunny but not too hot. There was a light wind. We just sat and enjoyed ourselves. We ate sandwiches for lunch. Then, we played soccer. It was a great day!

9. What is the speaker talking about?

10. What was the weather like yesterday?

Questions 11 and 12 refer to the following talk.

B: My favorite season is winter. I love the cold weather and the bright blue skies. Of course, I also love snow. It's so beautiful and clean-looking. Also, all of my favorite sports are winter sports. I enjoy skiing, skating, and snowboarding. I can't wait for winter! I hope that this summer weather ends soon!

11. What is the speaker talking about?

12. What season is it right now?

8 Transcripts

1. Match #6 **Circle**

Questions 11 through 15 refer to the following dialog.

M: Susan, do you want to go hiking with us this Friday?

W: Sure, that sounds fun. What do I need to bring?

M: Just wear hiking boots. Bring some water and food, too.

W: OK. But have you heard this week's weather forecast?

M: No. Why?

W: Well, I saw it on TV yesterday. They said that the weekend is going to be rainy.

M: Really? In the newspaper, the weather forecast was different. They said the weekend is going to be sunny and clear. And look at the sky. It's very clear.

W: Well, today is only Wednesday. The weather could change. Anyway, that's what the TV news said.

M: Well, let's wait and see. It might not rain.

W: Alright. I'll call you on Thursday night about it.

13. What are the speakers planning to do?

14. When are the speakers planning to do this?

15. Which of the following is true?

only my dictionary and my pencil case on my desk.

B: Did you look inside your bag? And under your bed?

G: Yes, I already did. I found a pair of earrings in my bag. And there was a CD and a pair of socks under my bed. But no notebook!

B: Hmm. What about the bookshelf next to your desk? Did you look there, Jessica?

G: No, yes. I'll go look now.

B: What's that between your snowboard?

G: Let me check. That's it! I found it!

1. Match #7 **Circle**

Listening 2. In My Brother's Room

1. Match #8 **Circle**

- When did Jessica last wear the notebook?
- Where did Jessica NOT look?
- Where did she find the pencil case?

2. TEST

1. Match #9 **Circle**

Listening 2. In My Brother's Room

B: So, can you help me?

G: Sure, what do you want?

B: I want to change around my room.

G: OK. How do you want to change it?

B: I'm not sure. Right now, as you can see, my bed is in the corner of the room in front of the window. And my bookshelf is across from my bed, on the other side of the room!

G: OK, so you want your desk and bookshelf closer?

B: I think so. Also, it's a little cold when I sleep. I think that's because the bed is next to the window.

G: Well, how about putting your desk in front of the window?

B: And then what about the bed?

G: Put the bed in the corner across from the desk, on the other side of the room.

B: And then put the bookshelf beside the desk? Should it be next to the wall without the window?

G: Right.

B: Great! You helped me a lot, sis. Thanks!

9 Transcripts

A Study the sentences below.

Her name is Anna Smith. She is 12 years old.



Good morning. I am Mike Taylor. I am from England.



My name is Tara. I have a younger sister.

B Match the sentences.

Column A

1. It's nice to meet you! •
2. Come on, I'll introduce you. •
3. How old are you? •

Column B

- (a) I'm fifteen.
- (b) I'm happy to meet you, too.
- (c) OK, thanks!

C Fill in the blanks below. Now introduce yourself to another student.


Hello! My name is **1**_____. I'm from **2**_____. I am **3**_____ years old. I have a younger/older **4**_____. I like **5**_____. It's nice to meet you.

Listening 1 Back to School

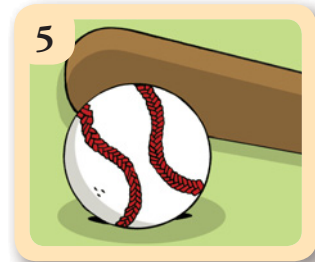
A

Listen and match the people with the right pictures.

Track 01



(a)
Mr. Thompson



(b)
Jenny



(c)
the new girl

B

Listen again. You will then hear four statements. Circle **True** or **False**.

Track 02

- | | | | | | |
|---------|--|-------|---------|--|-------|
| 1. True | | False | 2. True | | False |
| 3. True | | False | 4. True | | False |

C

Listen and choose the best answer to each question.

Track 03

- | | |
|------------------------------------|---------------------------------|
| 1. (a) At a farm | (b) In New York |
| (c) At home | (d) At school |
| 2. (a) She went to New York. | (b) She went to Canada. |
| (c) She went to her parents' farm. | (d) She talked to the new girl. |
| 3. (a) Jenny's sister | (b) A teacher |
| (c) Mr. Thompson's kid | (d) A new student |

Listening 2 First Day at a New School

A

Listen. Write the words below the right pictures.



12 years old
Alice's brother

13 years old
from England

14 years old
from Canada



1

Alice



2

Alex



3

Jenny



4

Robert

B

Listen again. Fill in the missing words.



Oh, hi! My 1 _____ is Alice. It's nice to 2 _____ you!

I am from Canada. My 3 _____ got a new 4 _____ here, so we moved.

It's big but 5 _____. Both my brother Robert and I like it.

I guess if you like 6 _____ boys.

Maybe you should 7 _____ to the other new student. He said that 8 _____ 13.

Well, he's a boy, and I'm a girl. It's quite 9 _____. Come on, Jenny, I'll 10 _____ you.

C


Circle the right word based on what you heard.

- The school is (old / big / confusing).
- (Jenny's / Alice's / Alex's) dad got a new job here.
- (Robert / Alice / Robert and Alice) moved here from Canada.
- (Alice / Jenny) will introduce (Alice / Jenny) to Alex.

Listening 3 The New Student



A Listen. What does Alex like? Circle the right pictures.



B Listen again. Write **T** for True and **F** for False.

1. _____ Alex's family moved here last month.
2. _____ Alex's mom teaches drums.
3. _____ Alex likes the drums more than the piano.
4. _____ Alex likes math.



C Choose the best word or phrase to complete each sentence.

1. Alex is introducing himself to _____.
(a) his teacher
(b) Jenny
(c) all the kids in class
(d) Alice
2. He has _____.
(a) an older brother
(b) a younger sister
(c) two younger brothers
(d) no sisters
3. The speaker _____ basketball.
(a) loves watching
(b) hates watching
(c) loves playing
(d) hates playing



A



Look at the picture. Listen. Choose the statement that best describes the picture.

1. (a) (b) (c) (d)



2. (a) (b) (c) (d)



B



Listen. Choose the best response.

3. (a) You're welcome!
(b) I'm doing fine.
(c) Nice meeting you.
(d) OK, thanks!

4. (a) I'm fifteen.
(b) I'm fine, thank you.
(c) I live in New York.
(d) Nice to meet you.

C



You will hear two short dialogs followed by questions. Choose the best answers to the questions.

5. (a) In New York
(b) At school
(c) At Brenda's house
(d) At Edward's house

6. (a) Biking
(b) Swimming
(c) Hiking
(d) Nothing

7. (a) The girl
(b) The boy
(c) Neither speaker
(d) Both speakers

8. (a) Chicago
(b) New York
(c) The Philippines
(d) New Jersey

D

You will hear two short talks followed by questions. Choose the best answers to the questions.

9. (a) Math
(b) French
(c) English and math
(d) Science and English
10. (a) She is 7 years old.
(b) She has two younger sisters.
(c) She loves hiking.
(d) She moved here last month.
11. (a) Study English
(b) Study science
(c) Play baseball
(d) Watch basketball games
12. (a) An old student from Japan
(b) A new student from America
(c) A boy from Tokyo
(d) A new teacher

E

You will hear a dialog followed by questions. Choose the best answers to the questions.

13. (a) New students
(b) A new school
(c) Their vacation
(d) Weekend plans
14. (a) Ralph
(b) Daniel
(c) Mandy
(d) Simon
15. (a) His brother's name is Ralph.
(b) He and Michelle come from the same country.
(c) He loves dancing and singing.
(d) He is going to play basketball this weekend.