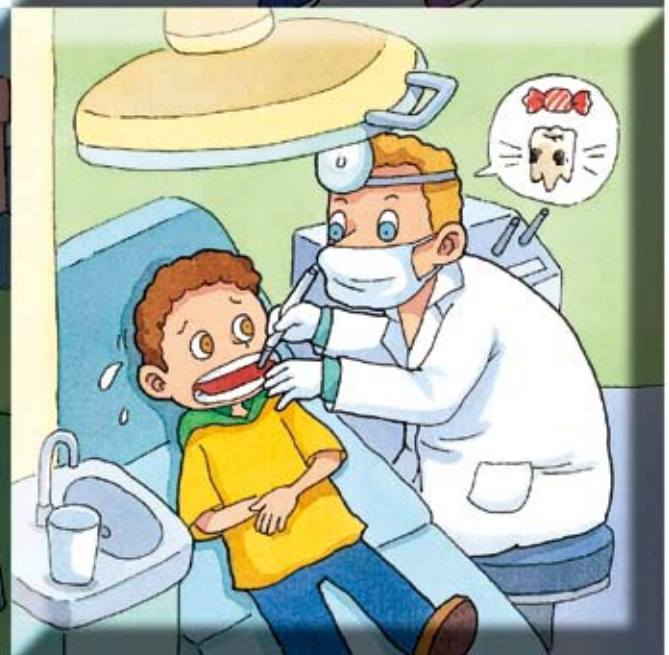


# Writing **1** through Pictures

Michael Jensen



# Writing

through

# Pictures

1



## CONTENTS

Unit 1

4

### Fast Food

• Read • Vocabulary • Fill in the Blanks • Practice the Patterns • Answer the Questions • Writing through Pictures

Unit 2

10

### The Library

• Read • Vocabulary • Fill in the Blanks • Practice the Patterns • Answer the Questions • Writing through Pictures

Unit 3

16

### Batman

• Read • Vocabulary • Fill in the Blanks • Practice the Patterns • Answer the Questions • Writing through Pictures

Unit 4

22

### A Nightmare

• Read • Vocabulary • Fill in the Blanks • Practice the Patterns • Answer the Questions • Writing through Pictures

Unit 5

28

### Elevator Problems

• Read • Vocabulary • Fill in the Blanks • Practice the Patterns • Answer the Questions • Writing through Pictures

Unit 6

34

### A Surprise

• Read • Vocabulary • Fill in the Blanks • Practice the Patterns • Answer the Questions • Writing through Pictures

40

Unit 7

## The Museum

• Read • Vocabulary • Fill in the Blanks • Practice the Patterns • Answer the Questions • Writing through Pictures



46

Unit 8

## A Fight with My Brother

• Read • Vocabulary • Fill in the Blanks • Practice the Patterns • Answer the Questions • Writing through Pictures



52

Unit 9

## Rescuing a Kitten

• Read • Vocabulary • Fill in the Blanks • Practice the Patterns • Answer the Questions • Writing through Pictures

58

Unit 10

## A Visit to the Dentist

• Read • Vocabulary • Fill in the Blanks • Practice the Patterns • Answer the Questions • Writing through Pictures



### Teaching Hints

**Fill in the Blanks:** The fill in the blanks section of each unit is exactly like the text. Teachers can use it as a primer and let children reference the main text, or they can use it like a test after reading the text and teaching the vocabulary, or they can use it as a test after finishing the entire unit. Repetition is important: teachers can review previous chapters by making copies of a previous fill in the blanks section.

**Answer the Questions:** Teachers should spend some time teaching students how to answer questions. The structures for questions and answers are quite different, especially for the past tense. Any questions prompting students to write what someone says should be answered using direct speech (just like the text, with quotation marks).

**Practice the Patterns:** The practice the patterns section in each unit of the book can easily be turned into a fun game of silly sentences. Teachers can have the students write a sentence on the board and substitute in silly or crazy words instead.

**Writing through Pictures:** There is a lot of flexibility in the final writing section of each unit. Depending on the ability of the students, teachers can vary the assignment from simply changing some words in the original text to having students write the entire story in their own words.

# 1 Fast Food

## Read




I like fast food. There is a fast food restaurant near our house. My family goes there a lot. It is fast and tasty.

My mom does not like fast food. She says, "Fast food is not good for you." She never wants to go to the fast food restaurant. My dad likes fast food. He says, "Fast food is not so bad." He always wants to go to the fast food restaurant. My brother loves fast food. He says, "Let's go to the fast food restaurant!" Dad says, "OK, let's go." Mom says, "OK, I guess." My brother and I say, "Yeah!"

When we go to the fast food restaurant, I always get a hamburger. My brother always gets French fries. My dad always gets a chicken sandwich. My mom always gets a salad. "This is delicious," my brother and I say. "This is tasty," my dad says. "This is not so bad," my mom says.

By Jennifer Miller



## Vocabulary

- 1 **fast food** n. food that is made quickly in a restaurant  
 ▶▶ Fast food is delicious but it is not good for you.
- 2 **restaurant** n. a place where you can buy and eat a meal  
 ▶▶ There are a lot of tasty restaurants in our town.
- 3 **a lot** adv. often, much, or many  
 ▶▶ Susan goes to the library a lot.
- 4 **tasty** adv. yummy; delicious  
 ▶▶ That fast food restaurant has tasty food.
- 5 **never** adv. not even one time  
 ▶▶ My brother never wants to do his homework.
- 6 **always** adv. all the time; every time  
 ▶▶ Linda always gets up at six o'clock.
- 7 **hamburger** n. like a sandwich with bread, meat, lettuce, and ketchup  
 ▶▶ My brother likes hamburgers a lot.
- 8 **French fries** n. long, fried pieces of potato  
 ▶▶ French fries are my favorite food.
- 9 **chicken sandwich** n. a sandwich with chicken, lettuce, and mayonnaise  
 ▶▶ Andy had a chicken sandwich for lunch this afternoon.
- 10 **salad** n. lettuce and other vegetables with dressing on top  
 ▶▶ My mom always has a salad for dinner.
- 11 **delicious** adj. very tasty  
 ▶▶ This chocolate cake is delicious.





## Fill in the Blanks

never, say, let's, fast food, sandwich, salad, when, always, French fries, loves, restaurant, delicious, guess, says, hamburger, tasty

I like \_\_\_\_\_. There is a fast food \_\_\_\_\_ near our house. My family goes there a lot. It is fast and \_\_\_\_\_.

My mom does not like fast food. She says, "Fast food is not good for you." She \_\_\_\_\_ wants to go to the fast food restaurant. My dad likes fast food. He says, "Fast food is not so bad." He \_\_\_\_\_ wants to go to the fast food restaurant. My brother \_\_\_\_\_ fast food. He \_\_\_\_\_, "Let's go to the fast food restaurant!" Dad says, "OK, \_\_\_\_\_ go." Mom says, "OK, I \_\_\_\_\_." My brother and I \_\_\_\_\_, "Yeah!"

\_\_\_\_\_ we go to the fast food restaurant, I always get a \_\_\_\_\_. My brother always gets \_\_\_\_\_. My dad always gets a chicken \_\_\_\_\_. My mom always gets a \_\_\_\_\_. "This is \_\_\_\_\_," my brother and I say. "This is tasty," my dad says. "This is not so bad," my mom says.



## Practice the Patterns

1 **There is a** fast food restaurant near **our house.**  
 library beside  
 police station behind  
 fire station down the street from  
 hospital around the corner from

2 **She says, “** Fast food **is not good for you.”**  
 Candy  
 Cake  
 Ice cream

3 **She** never **wants to go to the** fast food restaurant.  
 always park.  
 sometimes zoo.  
 often playground.  
 usually bookstore.

4 **He says, “Let’s go to the** fast food restaurant.”  
 park.”  
 zoo.”  
 playground.”  
 bookstore.”

## Focus

### Quotation Marks in Dialogue

He says, “ . ”

He says, “Let’s go to the fast food restaurant.”

“ , ” my mom says.

“That was not so bad,” my mom says.



### Teaching Hint

Quotations turn up in every chapter, drill them well here so that you can focus on other things later. This book assumes basic knowledge of the present tense. Teachers should judge whether students need to review basic present tense changes.

## **A**nswer the Questions

**1** What does Jennifer like?

\_\_\_\_\_

**2** What is near their house?

\_\_\_\_\_

**3** Does her mom like fast food?

\_\_\_\_\_

**4** What does her mom say about fast food?

\_\_\_\_\_

**5** Does her dad like fast food?

\_\_\_\_\_

**6** What does her dad say about fast food?

\_\_\_\_\_

**7** What does her brother say?

\_\_\_\_\_

**8** What does Jennifer always get at the fast food restaurant?


\_\_\_\_\_

**9** What does her dad always get?

\_\_\_\_\_

**10** What does her mom always get?

\_\_\_\_\_





## Writing through Pictures

Optional words: ice cream, Ben and Jerry's, cold, scoop, chocolate, Oreo cookie, vanilla, strawberry



### Teaching Hint

Students may need help with what each person orders (i.e. two scoops of chocolate ice cream; mom maybe only gets one scoop). The teacher may want to put some example sentences on the board for students to reference or copy. Students don't have to use the words at the top; let them have fun and be creative.