





Syllabus

Unit	Topics/Goals	Talk about it!/Storyline
	<ul style="list-style-type: none"> • Ask if a friend is ready • Say you're hot • Compliment a friend • Review clothes • Name new clothes • Recognize getting ready actions 	<p>Getting Ready The class is getting ready to go on a nature walk. The children get off the bus in the nature park. It's a very hot day. Riki has a fan to keep cool.</p>
	<ul style="list-style-type: none"> • Say something is fun • Ask where something is • Ask what something is • Name nature items • Recognize nature walk actions 	<p>A Nature Walk The children go on a nature walk. They have a great time learning about the countryside. The teacher and the children walk to the top of a hill to look at the view.</p>
	<ul style="list-style-type: none"> • Say it's raining • Say what you can see • Say something hurts • Say you're sorry • Name types of transportation • Recognize car trip actions 	<p>Heading Back It starts to rain as the children climb back on the bus to leave. Chip, Beth and Riki have fun spotting all the different types of transportation they can see through the windows of the bus.</p>
	<ul style="list-style-type: none"> • Ask and answer who someone is • Ask what happened • Say goodbye • Name shapes • Recognize road safety actions 	<p>Home Time The children return home from the nature walk. Toni and Peter are delighted to find their visiting grandmother is at the bus stop to meet them. When Riki and Grandma shake hands, magical sparks fly between them. It's time to go home and everyone says goodbye.</p>

Crafts



Dress-up Dolls • Nature Mobile
Earth Day Poster • Christmas Cracker

Dialogs	What is it?	Do it!	Sing it!/Chant it!	Say it!
1) Are you ready? Yes!/Not yet! 2) I'm hot./Me, too. Not me! 3) I like your hat. Thank you.	jeans jacket boots hat umbrella	Put your umbrella in your bag. Take off your shoes. Put on your hat. Zip up your jacket.	1) Are you ready? Song 2) Get ready. Chant 3) I'm hot. Song 4) I like your hat. Chant 5) What says 'j'? Song	Jj jeans jacket jump rope juice
1) This is fun!/Yeah. 2) Where's the bridge? I don't know. Over there. 3) What's this? It's a rock.	leaf tree bridge river rock hill	Walk up the hill. Run down the hill. Climb over the rock. Go under the bridge.	1) Nature walk Chant 2) Where's the bridge? Song 3) What's this? Chant 4) What says 'r'? Song	Rr rabbit river rice robot
1) It's raining! Oh, no! 2) Look!/What? I see a helicopter. 3) Ouch! Be careful! I'm sorry.	bus car bicycle helicopter airplane	Wave at the car. Point to the helicopter. Clap your hands. Sing a song.	1) Wave at the car. Chant 2) Look! Song 3) Ouch! Song 4) What says 'h'? Song	Hh hamster hopscotch helicopter hat
1) Who's that? My grandma! 2) What happened? I don't know. 3) Goodbye, Riki! Goodbye! See you!	circle square triangle star heart	Stop at the crosswalk. Look both ways. Wait for the green light. Walk across the street.	1) Road safety Chant 2) What happened? Song 3) What says 'g'? Song 4) Goodbye Song!	Gg grandma goldfish grapes green

Extra songs



SuperTots Theme Song • Hello! Song • Clean-up Song • Goodbye Song
Birthday Song • Merry Christmas Song • ABC Song


Unit
5
Getting Ready

Are you ready?

Yes!

Not yet!






Talk about it!




What is it?



Do it!



1 Put your umbrella in your bag.



2 Take off your shoes.



3 Put on your hat.



4 Zip up your jacket.