

Sounds ⁱⁿ Action 3

Perfecting English Pronunciation !



• Syllabus	04
• About the Book	06
• To The Teacher	07

• Unit 01	A Hike	08
-----------	--------	----

• Unit 02	Your House	16
-----------	------------	----

• Unit 03	Nine Giraffes	24
-----------	---------------	----

• Unit 04	Homework	32
-----------	----------	----

• Unit 05	Review 1	40
-----------	----------	----



CONTENTS

Unit 06	Where Are You?	48
Unit 07	Broccoli	56
Unit 08	English	64
Unit 09	Review 2	72
Unit 10	Listening	80

• My Picture Dictionary	88
• Chants	92
• Word List	96
• Congratulations	98



Unit 01 A Hike

1 Warm Up

A Listen and chant.  Track 1 - 1

A Hike

Going on a Sunday hike,
That is what I really, really like.
Mama and papa and grandma too,
That is what I really like to do.



B Chant with actions.



Going



on



a Sunday



hike,



That is



what I



really, really



like.



Mama and



papa and



grandma too,



That is



what I



really like to



do.

2 Vocabulary

A Listen and repeat.  Track 1 - 2

1



sweater

2



slacks (* a pair of slacks)

3



dress (pl. dresses)

4



jeans (* a pair of jeans)

5



jacket

6



skirt

B Write the word. Each word has a hint. 

1
>

2
>

3
L

4
↔

5
i

6
j

7
i

8
m

C Write the words. (See page 88.) 

3

Learning Point

a/an

Plurals

a

a jacket

a skirt

a dress

a banana

a mug

a zebra

an

an apple

an orange

an eraser

an umbrella

an igloo



“N” is a very rhythm-rich sound.
annnnn eraser annnnn orange

the jacket is ...

Is the jacket...?

Yes, the jacket is...

No, the jacket is not...

jackets are ...

Are the jackets...?

Yes, the jackets are...

No, the jackets are not...

A

Listen and repeat. Track 1 - 3

Practice the pronunciation using SCT and PCT gestures.

1 a sweater sweaters

5 an apple apples

2 a dress dresses

6 an egg eggs

3 a jacket jackets

7 an orange oranges

4 a skirt skirts

8 an umbrella umbrellas

B Listen and repeat the sentences.  Track 1 - 4

1 Say the sentence using SCT gestures.

2 Perfect the pronunciation of each word.
Use PCT gestures.

The jacket is brown.

th (➤)	-	The
j ()	-	ja
s (~)	-	cket
r (>)	-	is
n (<)	-	br
		own.

The jacket is brown.

1 The jacket is brown.

jacket is

jacket is

jacket is



The jacket is brown.

2 The jackets are brown.

jackets are

jackets are

jackets are



The jackets are brown.

3 Is the jacket brown?

Yes, the jacket is brown.

4 Is the jacket brown?

No, the jacket is not brown.

5 Are the jackets brown?

Yes, the jackets are brown.

6 Are the jackets brown?

No, the jackets are not brown.

4

Practice to Perfect

① (SCT) Say the phrase.

The skirt is...

② (PCT) Perfect the pronunciation.

th (>) - The
 s (~) - skirt
 r (>) - skirt
 s (~) - is

[A-C] Look at the pictures.


The skirt is ...
 > ~ > ~



The dress is ...
 > > ~ ~



The jackets are ...
 > | ~ >



The sweater is ...
 > ~ < > ~



The jeans are ...
 > | < ~ >



The slacks are ...
 > ~ > ~ >



A

Listen and repeat the phrases of (1) – (6).









Track 1 - 5

Do SCT and PCT gestures.



For PCT, do one PCT at a time.

B Write the complete sentences with SCT and PCT. 

- 1  The skirt is green.
- 2 
- 3 
- 4 
- 5 
- 6 

C Listen and repeat the sentences from B.  Track 1 - 6

① (SCT) Say the sentence.

The skirt is green.

② (PCT) Perfect the pronunciation.

th (ð)	-	The
s (ʃ)	-	skirt
r (>)	-	skirt
s (ʃ)	-	is
r (>)	-	green
n (ʒ)	-	green

The skirt is green.

SCT	<u>The</u>	<u>skirt</u>	<u>is</u>	<u>green.</u>
PCT	th 	s r  	s 	r n  

5 Application

A Listen and repeat the phrases and sentences.  Track 1 - 7

Remember to always start with SCT.



1



① **SCT** The airplane is big.

② **PCT** The / airplane / is / big.

The airplane is big.

Is the airplane big?

Yes, yes, yes, the airplane is big.

2



① **SCT** The pandas are fat.

② **PCT** The / pandas / are / fat.

The pandas are fat.

Are the pandas fat?

Yes, yes, yes, the pandas are fat.

B Say the sentences aloud, then listen and check.  Track 1 - 8

1



the rabbits / small

2



the jacket / pretty

6 Listening

Listen to the sentence and circle the correct picture.  Track 1 - 9

1



2



3



4



5

