



Sounds ⁱⁿ Action 2

Perfecting English Pronunciation!



• Syllabus	04
• About the Book	06
• To The Teacher	07

• Unit 01	Little Car	08
• Unit 02	Sit Down, Stand Up	16
• Unit 03	Four Little Frogs	24
• Unit 04	A Starfish	32
• Unit 05	Review 1	40



Unit 01 Little Car

1 Warm Up

A Listen and chant.  Track 1 - 1



B Chant with actions.



Sitting in my



little car,



Looking at a



twinkling star.



Shining



bright,



oh so far,



You're my



special



little



star

2 Vocabulary

A Listen and repeat.  Track 1 - 2

1



lamp

2



lemon

3



letter

4



library (pl. libraries)

5



girl

6



lobster

B Unscramble the words. Write each word three times. 

1 ilrg

girl

girl

girl

2 molen

3 eetrlt

4 bosenrt

5 biylarr

6 aplm

C Write the words. (See page 90.) 

Let's learn how to use PCT for the "I" sound.

PCT

Physical Control Technique – **I** sound

Step 1

Press tongue against top back of upper teeth.



Step 2

Hand takes the same position as the tongue.



Step 3

Lips take a smiling position.



A Learn PCT (I).

PCT symbol for "I" sound



SCT

lamp	lemon	letter
library	girl	lobster
little	looking	twinkling
special		

PCT (I)

lamp	lemon	letter
library	girl	lobster
little	looking	twinkling
special		

B Listen and practice. Use SCT and PCT (l) gestures.  Track 1 - 3

lamp	lemon	letter	library
girl	lobster	little	 <p>Hold the hand in the PCT L position.</p>
looking	twinkling	special	

C Listen and practice PCT (l). Use the gesture.  Track 1 - 4

As a beginning sound

lemon	little	lunch
let's	living	look

As a middle sound

chocolate	melon	airplane
rolling	milk	flag
fly	ugly	

As an end sound

apple	doll	tall
windowsill	small	hill

4

Practice

A Write SCT and PCT (I) and draw the pictures. 

1 small lemon

2 ugly lamp



3 little girl

4 special letter

B Listen and repeat the phrases from **A**.  Track 1 - 5
Use the PCT (I) gesture.

C Listen and repeat the phrases. Write SCT and PCT (I).   Track 1 - 6

1




a lobster,
a lobster,
looking at a lobster

2



a lamp,
a lamp,
looking at a lamp

D Find three words in the puzzle. Write the words with SCT and PCT(I). 

1

q	r	v	p	t	g
r	l	g	w	d	i
l	e	t	t	e	r
d	m	m	g	r	l
s	o	o	o	z	y
r	n	a	b	n	l

girl


2

t	l	a	m	p	j
s	o	i	d	s	k
a	b	q	o	b	n
f	s	p	v	a	u
c	t	e	y	v	q
l	e	t	t	e	r
h	r	w	g	x	a

3

a	j	w	e	t	l
m	x	c	m	h	i
e	p	i	s	o	b
l	u	n	c	h	r
o	q	z	d	v	a
n	f	r	u	k	r
b	l	y	g	n	y



E Listen and repeat the words from **D**.  Track 1 - 7
Use the PCT (I) gesture.

A

Practice the chants. 

Write words that contain "I". Write SCT and PCT (I).

1 Chant: Ice Cream



Practice the chant slowly and check the "I" sound.



2 Chant: Rolling, Rolling



3 Chant: An Apple, An Apple



Check the position of the tongue.



B Fill in the missing letters. Use PCT symbols as hints.




Little Car

 itti i y itt e ca ,
 ooki at a twi k i ta .

Shi i b ight, oh o fa ,

You' e y pe ia itt e ta .



 a p gi ob te
 ette ib a y e o

C Read the chant slowly.
 Use all five PCT gestures (n/ng, m, s/c/x, r, l).
 Practice each control, one at a time.

Fill in the blanks.

I o v e E g i s h!



CONTENTS

• Unit 06	Teddy Bear	48
• Unit 07	Quack, Quack	56
• Unit 08	Jellyfish	64
• Unit 09	Review 2	72
• Unit 10	Listening	82

• My Picture Dictionary	90
• Chants	96
• Word List	96
• Congratulations	99

