

Children's Phonics for Reading



Sounds Great 3

Children's Phonics for Reading

Long Vowel Sounds

Anne Taylor

© 2010 Compass Publishing

All rights reserved. No part of this book may be reproduced, stored in a retrieval system, or transmitted in any form or by any means, electronic, mechanical, photocopying, recording, or otherwise, without prior permission in writing from the publisher.

Acquisitions Editor: Tamara Gaskill
Cover/Interior Design: Design Plus
Illustrations: Hiram Weintraub

email: info@compasspub.com
<http://www.compasspub.com>

ISBN: 978-1-59966-579-5

13 12 11 10 9 8 7 6 5
15 14 13 12 11 10

Children's Phonics for Reading



Anne Taylor

Table of Contents

Unit 1

-ake -ape -ave 06

-ake: cake, bake, rake, lake
-ape: tape, cape
-ave: wave, cave, Dave, save



Unit 2

-ame -ane -ate 14

-ame: same, name, game, fame
-ane: cane, mane, lane
-ate: gate, date, late, hate



Unit 3

-ike -ime -ine -ite 22

-ike: bike, like, hike, Mike
-ime: lime, dime, time
-ine: nine, mine, pine, line
-ite: kite, bite



Unit 4

-ide -ipe -ire -ive 30

-ide: ride, hide, wide
-ipe: wipe, pipe, ripe
-ire: wire, fire, tire
-ive: five, hive, dive




Review 1 (Units 1-4) 38

Unit
5

-obe -one -ose -ote 42


- obe: robe
- one: bone, cone, alone
- ose: rose, nose, hose
- ote: note, vote



Unit
6

-oke -ole -ope -ore 50


- oke: poke, joke
- ole: mole, hole, sole, pole
- ope: hope, rope
- ore: sore, more, bore, core



Unit
7

-ube -une -use 58

- ube: tube, cube
- une: dune, June, tune
- use: fuse



Unit
8

-ule -ure -ute 66

- ule: mule, rule
- ure: cure, lure, pure
- ute: cute, mute



Review 2 (Units 5-8) 74

Test 78

Glossary 82

New Sounds



Listen, point, and repeat.

CD 1



c + ake = cake



t + ape = tape



w + ave = wave



Let's chant! Listen, point, and repeat.



Listen, point, and repeat.

1  tap → tape2  cap → cape

Let's chant! Listen, point, and repeat.



New Words

 Listen to the words first. Then, say and write. 

-ake



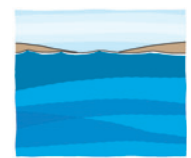
cake



bake



rake



lake

cake _____

-ape



tape



cape

tape _____

-ave



wave



cave



Dave




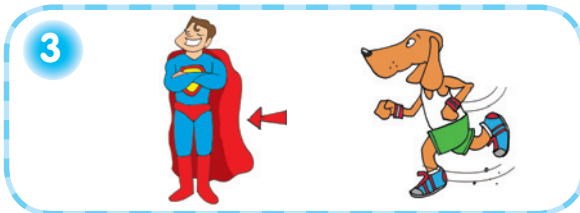



save


wave _____




Listen and circle the picture you hear.




Look at the picture and complete the word.

1 


c	a	p
---	---	---




	a		e
--	---	--	---

2 

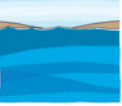
	a	
--	---	--




	a		e
--	---	--	---

3 


	a		e
--	---	--	---



	a		e
--	---	--	---

4 

	a		e
--	---	--	---



	a		e
--	---	--	---

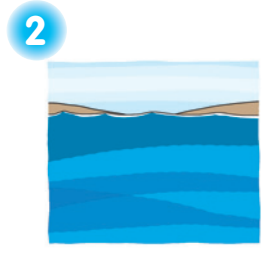


Circle and write the correct word.



cape tape

cape



lake cake



cave save

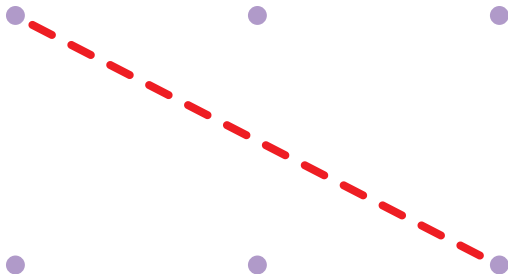


Dave wave



Match the words to the pictures.



1 wave 2 rake 3 tape 4 cape 5 save



Wrap-Up



Listen and circle the picture you hear.



Read and match. Then, write the sentence.

1 The girl has a red cape.

.....

.....

.....




2 The kid is in the lake.

.....

.....

.....



3 The cape has a rip.

.....

.....

.....



Story



Listen to the story.




Sight Words

by, oh, no, on, get, are




Pam and Dave bake a cake. In a cave. By the lake.



Oh no! Look! A big wave on the lake.



"Pam, get the cake!"



The wave hits the cake. Pam and Dave are sad.



Read the story on your own.

Rhyming Chant



Let's chant! Listen, point, and repeat.



There's a **cave** by the **lake**.

There's **Dave** in the **cave**.

Eating **cake!** Wearing a **cape!**

There's **Dave** eating **cake** in a **cave** by the **lake**.

There's a **cave** by the **lake**.

There's a snake in the **cave**.

Eating **cake!** Wearing a **cape!**

There's a snake eating **cake** in a **cave** by the **lake**.

Homework



Find the words in the puzzle.

1



2



3



4



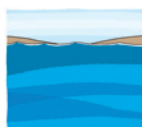
5



6



7



8



9



10



11



12



n	c	a	p	t	l	s	o
D	t	a	l	a	j	a	r
a	a	c	a	p	e	v	a
v	p	a	v	w	l	e	k
e	e	k	y	a	a	g	e
n	s	e	l	v	k	y	l
n	c	a	v	e	e	y	z
d	t	a	p	b	a	k	e