

1 Counting 1~5



Count.



rabbit

1 ↓



one

- Have children read and write the number 1. **Key words** are introduced throughout all the books.
- Useful phrases: "What is it?" "It is a one." "It is a rabbit."





Count.



teddy bears

2 2 2 2 2

two



- Have children read and write the number 2. Ask children to write the number 2 in the air. Have children count their fingers 1 to 2.
- Useful phrases: "What are they?" "They are teddy bears."



Count.

backpacks



3 3 3 3 3



three

- Have children read and write the number 3. Ask children to write the number 3 in the air. Have the class count aloud 1 to 3.


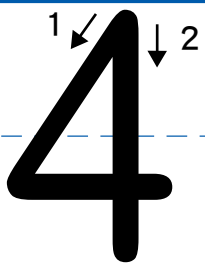






Count.



cars



four


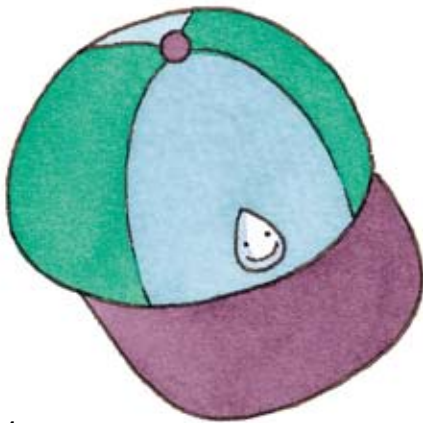
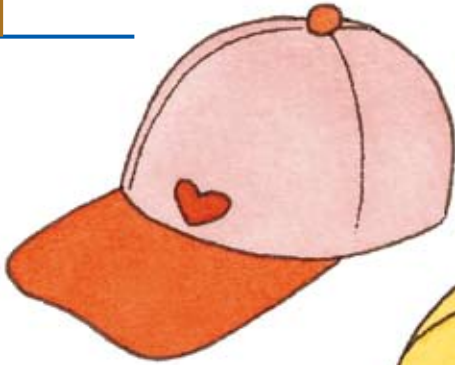


- Have children read and write the number 4. Cut four holes into a cardboard box and throw bean bags or balls through for points. Have the class count aloud 1 to 4.
- Useful phrase: "I am the winner."



Count.

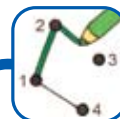
caps



five

• Have children read and write the number 5. Have each child stick his/her handprint on a large piece of paper. Have the class count aloud 1 to 5.





☐ Connect the dots to finish the picture.


2 •

3 •

1 •

4 •


5 •




- Have children read aloud 1 to 5 when connecting the dots. Have the class count aloud 1 to 5 together.
- Useful phrase: "It is so cool."




Match the picture to the correct number word and correct number.




four




two



five



three



one



- Invite children to come forward to draw different numbers of objects from 1 to 5 on the board. Have them match the objects with the numbers 1 to 5.
- Useful phrase: "I am done."





Color this picture. Use the hints in the box.

- 1 = purple
- 2 = red
- 3 = blue
- 4 = orange
- 5 = yellow



• Students are not expected to learn the color names until the final chapter of this book. Draw five objects in groups of 1 to 5 on the board. Invite 5 children to write the correct numbers below the objects and give them hints to color the objects.