

LITTLE EFL PHONICS 4

Contents



Unit 1

Short Vowel a

Lesson 1	a (1)	8
Lesson 2	a (2)	11
Lesson 3	Review 1: a	14
Lesson 4	a (3)	17
Lesson 5	a (4)	20
Lesson 6	Review 2: a	23

Unit 2

Short Vowel e

Lesson 1	e (1)	28
Lesson 2	e (2)	31
Lesson 3	Review 1: e	34
Lesson 4	Review 2: a · e	37
Lesson 5	Review 3: a · e	40
Lesson 6	Review 4: a · e	43

Unit 3

Short Vowel i

Lesson 1	i (1)	48
Lesson 2	i (2)	51
Lesson 3	Review 1: i	54
Lesson 4	Review 2: a · e · i	57
Lesson 5	Review 3: a · e · i	60
Lesson 6	Review 4: a · e · i	63



Unit 4**Short Vowel o**

Lesson 1	o (1)	68
Lesson 2	o (2)	71
Lesson 3	Review 1: o	74
Lesson 4	Review 2: a · e · i · o	77
Lesson 5	Review 3: a · e · i · o	80
Lesson 6	Review 4: a · e · i · o	83

Unit 5**Short Vowel u**

Lesson 1	u (1)	88
Lesson 2	u (2)	91
Lesson 3	Review 1: u	94
Lesson 4	Review 2: a · e · i · o · u	97
Lesson 5	Review 3: a · e · i · o · u	100
Lesson 6	Review 4: a · e · i · o · u	103

Progress Test

106



Unit 1

Short Vowel a


Lesson 1 a (1)

Lesson 2 a (2)


Lesson 3 Review 1: a

New Target Sounds and Words

am




dam




jam

am



ham



ram

at



bat



hat

at



cat



rat

Lesson 4 a (3)

Lesson 5 a (4)

Lesson 6 Review 2: a

New Target Sounds and Words

an



can



man

an



fan



van

ap



cap



map

ap



lap



nap




Lesson 1


a (1)

1. Listen, point and repeat. 

Step 1



Step 2



2. Match, color and say.

1



ham

2



ram

3



dam

4



jam

3. Circle the correct word.

1



bam / dam

2



lam / ram

3




jam / zam


4. Read step by step.


1 2 3 4


The image shows four examples of words built from phonics blocks. Each word is constructed in three steps: 1. A single orange block with the letter 'a' (numbered 1). 2. Two blue blocks with 'a' and 'm' (numbered 2). 3. Three green blocks with the full word: 'P a m', 'S a m', 'd a m', and 'j a m' (numbered 3).

5. Trace and write step by step.

1  a → am → ham

2  a → am → ram

3  a → am → dam

4  a → am → jam

Each row contains an illustration of the word, followed by a tracing exercise. The tracing exercise consists of three boxes: the first contains the letter 'a', the second contains 'am', and the third contains the full word. Below each box is a blank space for writing, with orange arrows pointing from the first box to the second, and from the second to the third.




Lesson 2

a (2)

1. Listen, point and repeat. 

Step 1



Step 2



2. Color and say the words.



3. Complete the word.

1




a t

2



a t

3



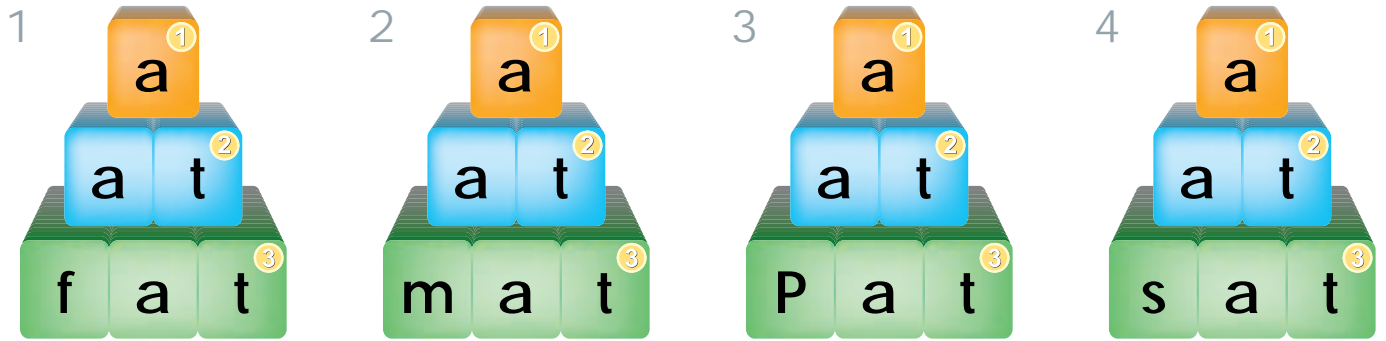
a t

4




a t


4. Read step by step.



5. Trace and write step by step.

1 


a	→	at	→	rat
	→		→	

2 

a	→	at	→	hat
	→		→	

3 

a	→	at	→	bat
	→		→	

4 



a	→	at	→	cat
	→		→	



Lesson 3

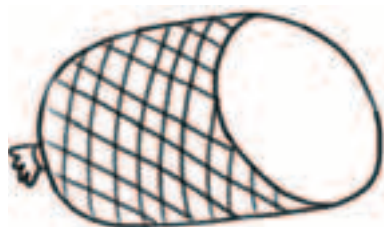
Review 1 a

1. Read the story and sing along.



- 1 Go to the next page. Look at the pictures and talk about them.
- 2 Listen to the story and read along.
- 3 Listen to the song and sing along.

2. Color and say the words that end with “am.”



3. Color and say the words that end with “at.”





Sam and Pam



The man is Sam.
The cat is Pam.



Sam likes jam.
Pam likes ham.



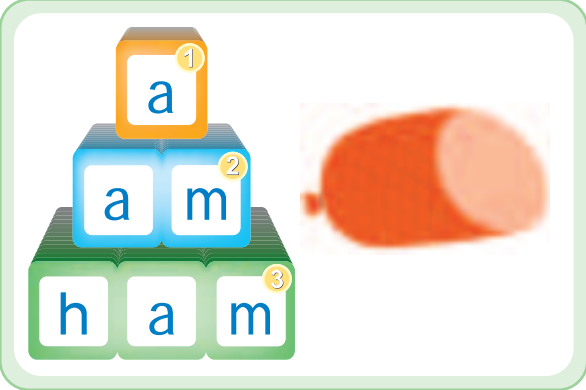
Sam sees a bat.
Pam sees a rat.




Sam is on the mat.
Pam is on his lap.

4. Write step by step.


1



2




3



4




5



6



7



8





Lesson 4

a (3)

1. Listen, point and repeat. 

Step 1



Step 2



2. Find and color the hidden pictures. Write the numbers.

How many?

1



3. Read step by step.

1 2 3 4

The image shows four examples of word building. Each example consists of three levels of blocks. The top level has one orange block with the letter 'a' and a small circle with the number '1'. The middle level has two blue blocks with the letters 'a' and 'n' and a small circle with the number '2'. The bottom level has three green blocks with the letters 'b', 'a', and 'n' and a small circle with the number '3'. The words are: 1. ban, 2. pan, 3. ran, 4. tan.

4. Trace and write step by step.

1 a → an → can

2 a → an → fan

3 a → an → man

4 a → an → van

The image shows four rows for tracing and writing. Each row starts with a number and an illustration. To the right of the illustration is a sequence of boxes for writing the word. The first box contains the letter 'a', followed by an arrow pointing to a box containing 'an', followed by another arrow pointing to a box containing the full word. Below each of these boxes is a blank box for independent writing. The words are: 1. can, 2. fan, 3. man, 4. van.




Lesson 5

a (4)

1. Listen, point and repeat. 

Step 1



Step 2



2. Complete the picture. Circle the correct word.


1 cap lap map nap



2 cap lap map nap



3 cap lap map nap



4 cap lap map nap



3. Match.

1 m ap

map



2 c ap

cap

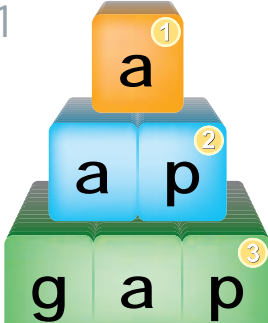
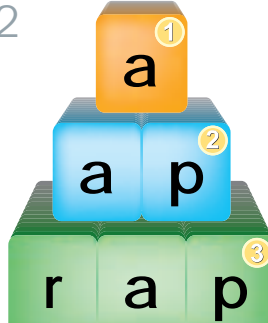
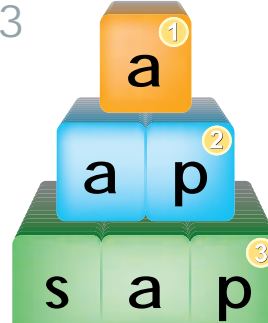
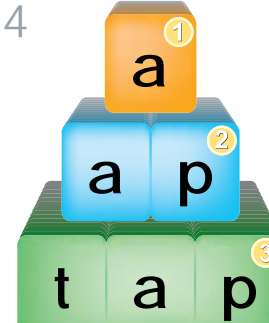


3 l ap


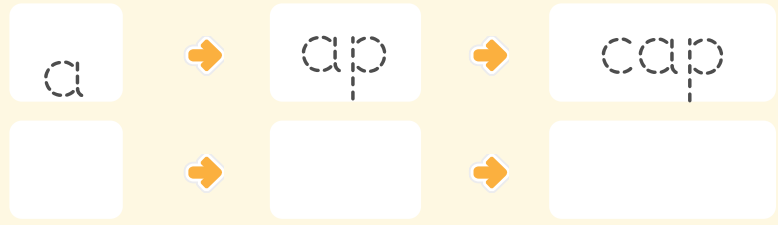

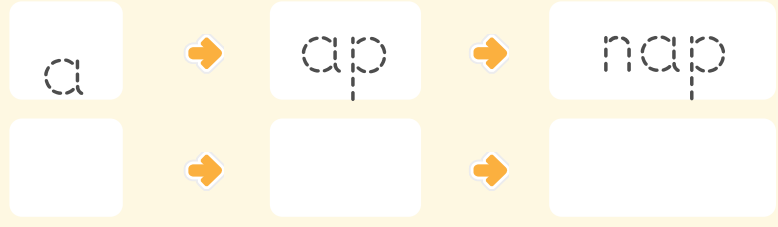

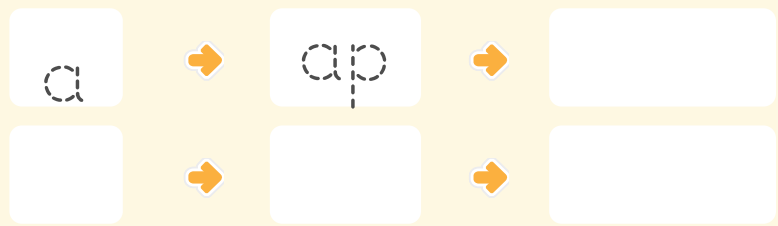


lap



4. Read step by step.

1		2		3		4	
---	---	---	---	---	--	---	---

5. Trace and write step by step.


1		
2		
3		
4		



Lesson 6

Review 2 a

1. Read the story and sing along.



- 1 Go to the next page. Look at the pictures and talk about them.
- 2 Listen to the story and read along.
- 3 Listen to the song and sing along.

2. Circle and read.

1



c	f	m	v

an	ap		

2



c	f	m	v

an	ap		

3



c	f	m	v

an	ap		

4



c	f	l	n

an	ap		

5



c	f	l	n

an	ap		

6



c	f	l	n

an	ap		



Can it? Is it?



Dad has a van.
The van has no gas.



Can the van go?
No!




Jan has a cat.
The cat has a rat.



Is the rat a pal?
No!

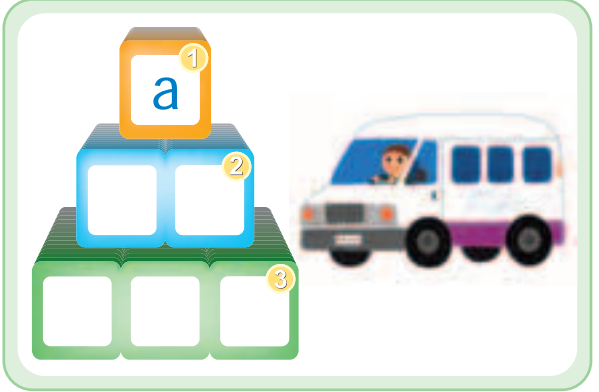
3. Write step by step.

1




cap

2



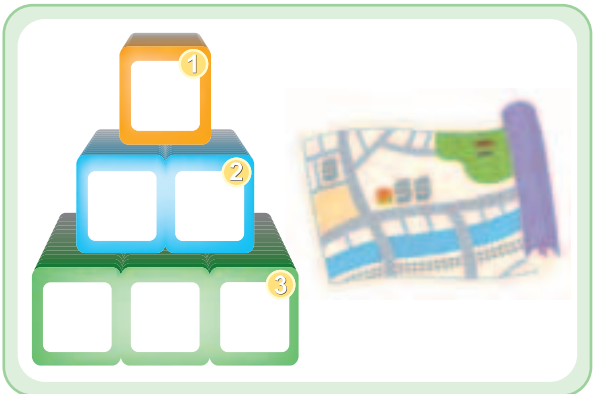
bus

3




can

4




map

5



sit

6




fan

7



bed

8



man